

Institutional Series



- ✓ **RoHS**
Environmentally friendly
- ✓ **NSF** listed

Features

- Constructed of high-strength steel for added durability
- Raceway dust cap for increased caster life and performance
- NSF approved (less thread guards)
- Dual ball bearing raceway
- Durable zinc finish
- 3/8" diameter nut and bolt axle
- Full and partial thread guard options help prevent debris from entangling wheel

Applications

- Store Fixtures
- Storage Equipment
- Utility Carts
- Institutional Equipment
- Office Equipment
- Food Service
- Material Handling Equipment
- Hospitality Carts

Options

- **Brakes:** various brakes available on all sizes (see below and product pages for details).
- **Finishes:** Zinc plating standard; optional finishes available. Consult factory.
- **Fastenings & Wheels:** additional fastening sizes and wheel options available. Consult factory.

Wheel Selection



All sizes/colors now available with Full or Partial thread guards.

Floor Protection*	✓	✓	✓+	✓+	✓+	✓+	✓+	✓+	✓+
Non-Marking	✓	✓	✓+	✓+	✓+	✓+	✓+	✓+	✓+
Durability	✓+	✓	✓+	✓	✓+	✓+	✓+	✓	✓
Cushioned Ride		✓+(soft)	✓+	✓	✓	✓	✓	✓+	✓+
Chemical Resistance	✓+	✓	✓+	✓	✓+	✓+	✓+	✓	✓

*See page 48 for application details.

MonoTech Facts

1. Provides ultimate floor protection and a quiet, cushioned ride.
2. Rolls over obstacles with ease.
3. Will not flat spot and is excellent on any floor type.
4. Rejects floor debris, including metal shavings and glass.
5. **USA Made.**



Conductive wheels now available! Consult factory.

Brake Selection

Tread Lock Brake

Available on all sizes and fastenings. Side access tread lock.



Total Lock Brake

Available on all sizes and fastenings. Locks both swivel and wheel.



Direction Lock Brake

Locks swivel only for easy tracking. Available on 5" wheel diameter plate models only.



Top Lock Brake

Available on all sizes and fastenings. Easy access tread lock.



PAT/PAD Brakes

Increased brake lever clearance; available on 5" diameter models by special order.



Socket Options

Shepherd has many solutions to help you mount your casters to your equipment quickly and easily. See pages 56-57 for more information.



Connects casters to wood



Connects casters to round tubes



Connect casters to PVC pipe legs



Connects casters to square tubes



Connect casters to threaded pipes



Corner brackets



Weldable caster mount

Institutional Series

Continued from previous page



5" and 6" Models Continue on Next Page

Wheel Diameter (Inches)	Tread Width (Inches)	Mounting Height (Inches)	Swivel Radius (Inches)	Tread Type	Bearing Type	Thread Guard Type	Dynamic Load (Pounds)	Base Model Number (Add fastening code)	Fastening Selection*
3"	1-1/4"	Stem: 4-1/8" Plate: 4-1/4"	Swivel & Tread Lock Brake: 2-7/8" Top Lock/Total Lock Brake: 4-3/8"	Soft Rubber	Plain	None	150	PGS30___ZN-SFR01(KK)	Threaded: 741, 748, 705 Grip Ring: 291, 273 Expanding Adapter: 440-455 Hollow Kingpin: 400 Plate: 120, 149, 162
				Hard Rubber	Plain	None	210	PGS30___ZN-HDR01(KK)	
				TPR	Precision	Full	210	PGS30___ZN-TPR33(GG)	
				TPR	Delrin	None	210	PGS30___ZN-TPR11(GG)	
				Polyolefin	Plain	None	250	PGS30___ZN-POD01(KK)	
				TPU (Blue)	Precision	Full	250	PGS30___ZN-TPU33(BG)	
				TPU (Grey)	Precision	Full	250	PGS30___ZN-TPU33(GG)	
3-1/2"	1-1/4"	Stem: 4-5/8" Plate: 4-3/4"	Swivel & Tread Lock Brake: 3" Top Lock/Total Lock Brake: 4-3/8"	Soft Rubber	Plain	None	150	PGS35___ZN-SFR01(KK)	Threaded: 741, 748, 705 Grip Ring: 291, 273 Exp Adap.: 440-455 Hollow Kingpin: 400 Plate: 120, 149, 162
				Hard Rubber	Plain	None	250	PGS35___ZN-HDR01(KK)	
				TPR	Delrin	None	250	PGS35___ZN-TPR11(GG)	
				TPR	Ball	Partial	250	PGS35___ZN-TPR22(GG)	
				MonoTech (Flat)	Precision	Partial	250	PGS35___ZN-FMT32(GG)	
				MonoTech (Flat)	Delrin	None	250	PGS35___ZN-FMT11(GG)	
				Urethane (Blue)	Ball	Partial	275	PGS35___ZN-TPU22(BG)	
Urethane (Grey)	Ball	Partial	275	PGS35___ZN-TPU22(GG)					
4"	1-1/4"	Stem: 5-1/8" Plate: 5-1/4"	Standard Swivel & Tread Lock Brake: 3-3/8" Top Lock/Total Lock Brake: 4-3/8"	Soft Rubber	Plain	None	165	PGS40___ZN-SFR01(KK)	Threaded: 741, 748, 705 Grip Ring: 291, 273 Expanding Adapter: 440-455 Hollow Kingpin: 400 Plate: 120, 149, 162
				MonoTech (Donut)	Precision	Partial	250	PGS40___ZN-DMT32(GG)	
				MonoTech (Donut)	Delrin	None	250	PGS40___ZN-DMT11(GG)	
				Hard Rubber	Plain	None	255	PGS40___ZN-HDR01(KK)	
				TPR	Precision	Full	260	PGS40___ZN-TPR33(GG)	
				TPR	Precision	Partial	260	PGS40___ZN-TPR32(GG)	
				TPR	Delrin	None	260	PGS40___ZN-TPR11(GG)	
				Polyolefin	Plain	None	275	PGS40___ZN-POD01(KK)	
				MonoTech (Flat)	Precision	Partial	300	PGS40___ZN-FMT32(GG)	
				MonoTech (Flat)	Delrin	None	300	PGS40___ZN-FMT11(GG)	
				TPU (Blue)	Precision	Full	300	PGS40___ZN-TPU33(BG)	
				TPU (Blue)	Precision	Partial	300	PGS40___ZN-TPU32(BG)	
				TPU (Grey)	Precision	Full	300	PGS40___ZN-TPU33(GG)	
TPU (Grey)	Precision	Partial	300	PGS40___ZN-TPU32(GG)					



Tread lock brake add [TB] at end of model.



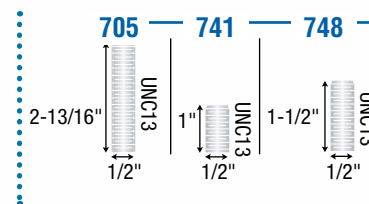
Top lock brake add [TL] at end of model.



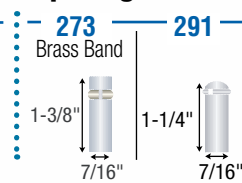
Total lock brake (all models) change 3rd digit to "T." Example: PGT40741ZN-DMT32(GG).

*To order, include **blue** fastener code in **Base Model Number**. Example: PGS30**741**ZN-SFR01(KK) ▲


Threaded Stem



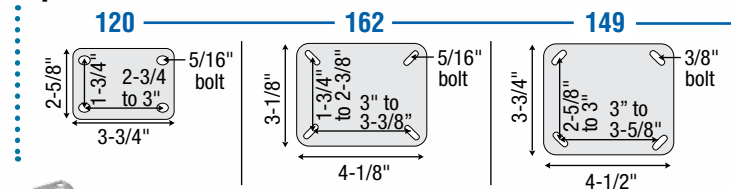
Grip Ring Stem



Expanding Adapter Stem



Top Plate



Hollow Kingpin



Note: The following brakes are not available for the 162 and 149 plates: Top Lock, Total Lock, and Direction Lock Brakes.



Rigid plate: change 3rd digit to "R". Example: PGR40120ZN-FMT32(GG).

Institutional Series

Continued from previous page



3" to 4" Models on Previous Page

Wheel Diameter (Inches)	Tread Width (Inches)	Mounting Height (Inches)	Swivel Radius (Inches)	Tread Type	Bearing Type	Thread Guard Type	Dynamic Load (Pounds)	Base Model Number (Add fastening code)	Fastening Selection*
5"	1-1/4"	Stem: 6-1/8" Plate: 6-1/4"	Swivel & Tread Lock Brake: 3-7/8" Top Lock/Direction/Total Lock Brake: 4-3/8"	Soft Rubber	Plain	None	200	PGS50...ZN-SFR01(KK)	Threaded: 741, 748, 705 Grip Ring: 291, 273 Expanding Adapter: 440-455 Hollow Kingpin: 400 Plate: 120, 149, 162, 195
				Hard Rubber	Plain	None	280	PGS50...ZN-HDR01(KK)	
				TPR	Precision	Full	280	PGS50...ZN-TPR33(GG)	
				TPR	Precision	Partial	280	PGS50...ZN-TPR32(GG)	
				TPR	Delrin	None	280	PGS50...ZN-TPR11(GG)	
				Polyolefin	Plain	None	300	PGS50...ZN-POD01(KK)	
				MonoTech (Donut)	Precision	Partial	300	PGS50...ZN-DMT32(GG)	
				MonoTech (Donut)	Delrin	None	300	PGS50...ZN-DMT11(GG)	
				TPU (Blue)	Precision	Full	315	PGS50...ZN-TPU33(BG)	
				TPU (Blue)	Precision	Partial	315	PGS50...ZN-TPU32(BG)	
				TPU (Grey)	Precision	Full	315	PGS50...ZN-TPU33(GG)	
				TPU (Grey)	Precision	Partial	315	PGS50...ZN-TPU32(GG)	
				MonoTech (Flat)	Precision	Partial	325	PGS50...ZN-FMT32(GG)	
				MonoTech (Flat)	Delrin	None	325	PGS50...ZN-FMT11(GG)	
6"	1-1/4"	Stem: 7-1/8" Plate: 7-1/4"	Swivel & Tread Lock Brake: 4-1/2" Top Lock/Total Lock Brake: 4-3/8"	Pneumatic (Black)	Ball	None	150	PGS60...ZN-PNU21(KG)	Threaded: 741, 748 Grip Ring: 273 Expanding Adapter: 440-455 Hollow Kingpin: 400 Plate: 120
				No-Matic (Black)	Ball	None	150	PGS60...ZN-NOM21(KG)	
				No-Matic (Grey)	Ball	None	150	PGS60...ZN-NOM21(GG)	
				TPR	Precision	Full	300	PGS60...ZN-TPR33(GG)	
				TPR	Precision	Partial	300	PGS60...ZN-TPR32(GG)	
				TPU (Grey)	Precision	Full	325	PGS60...ZN-TPU33(GG)	
				TPU (Grey)	Precision	Partial	325	PGS60...ZN-TPU32(GG)	
				Vipor	Ball	None	300	PGS60...ZN-VPR21(GG)	
				MonoTech (Donut)	Precision	Partial	325	PGS60...ZN-DMT32(GG)	
				MonoTech (Donut)	Delrin	None	325	PGS60...ZN-DMT11(GG)	



Total lock brake add [TB] at end of model.



Top lock brake add [TL] at end of model.



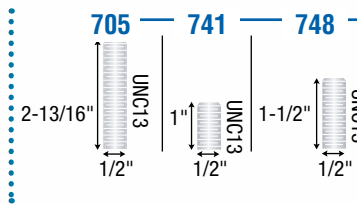
Direction lock brake (all models) change 3rd digit to "D." Example: PGT50741ZN-DMT32(GG).



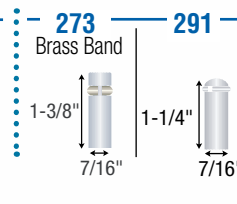
Rigid plate change 3rd digit to "R." Example: PGR50120ZN-FMT32(GG).

*To order, include blue fastener code in **Base Model Number**. Example: PGS50741ZN-SFR01(KK) ▲


Threaded Stem



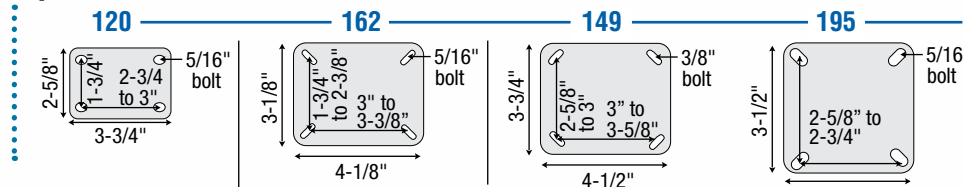
Grip Ring Stem



Expanding Adapter Stem



Top Plate



Note: The following brakes are not available for the 162, 149, and 195 plates: Top Lock, Total Lock, and Direction Lock Brakes.

Hollow Kingpin



Rigid plate: change 3rd digit to "R." Example: PGR50120ZN-FMT32(GG).