

40 Series




Expanding Adapter Stem

Capacity to 325 pounds each

FEATURES

- ✓ **Finish:** bright zinc plating to resist rust and corrosion.
- ✓ **Design:** heavy gauge cold rolled steel, formed for strength.
- ✓ **Dust Cap:** all swivel models feature dust cap which protects swivel raceway bearings and improves performance.
- ✓ **Swivel Construction:** double ball bearing with hardened raceways.
- ✓ **Axle:** 3/8" diameter bolt with lock nut.
- ✓ **King Pin:** 1/2" steel rivet, hydraulically upset.

CASTER OPTIONS

- ✓ **Bright Nickel Plating:** to order, add "5" to body of model number (Example: 5-405-105). **Other finishes available**, see page 13.
- ✓ **PosiLoc® Brake:** all stainless steel construction. To order, add "PL" to end of model number (not available on 2-1/2" wheel models).
 
- ✓ **VertiLoc® Brake:** to order, add "VL" to end of model number (not available on 2-1/2" wheel models).
 
- ✓ **Precision Ball Wheel Bearing:** Sealed precision ball bearing available for most wheels—consult factory.
- ✓ **Swivel Grease Seal:** Includes zerk grease fitting in dust cap. To order, add "GS" to end of model number.
 
- ✓ **Thread Guards:** See page 94 for thread guard availability.



5-40-452 19A
(shown in photo)

MOUNTING OPTIONS

Rubber bushing expands inside of tubing as 3/4" nut beneath lower raceway is turned with wrench. Plastic bushing on bottom of stem provides stability for stem inside of tubing for tight, permanent fit.

See chart at right for adapter sizes and matching tube sizes. To order, add adapter number to end of model number (example: 5-40-105 9).

Threaded stem size (less adapter): 1/2" diameter x 2- 3/4" long.

Adapter Number	Tubing I.D. (inches)
9	3/4"
11	7/8"
13	1"
15	1-1/8"
17 B	1-3/16"
19 C	1-3/8"
19 A	1-1/2"
21	1-7/8"

WHEEL OPTIONS



Wheel Diameter (Inches)	Tread Width (Inches)	Wheel Type	Bearing	Capacity (Pounds)	Expanding Adapter Stem Model Number	Approximate Weight (Pounds)	Load Height (Inches)	Swivel Radius (Inches)
2 1/2	1 1/4	CUSHION RUBBER	DELTRIN	140	2-1/2-40-105	1-11/16	3 7/16	2 3/4
		HARD RUBBER	DELTRIN	210	2-1/2-40-106	1-11/16		
		POLYOLEFIN	PLAIN	210	2-1/2-40-513	1-11/16		
3	1 1/4	CUSHION RUBBER	DELTRIN	150	3-40-105	1-3/4	3 15/16	3
		CUSHION RUBBER	BALL	150	3-40-152	1-3/4		
		HARD RUBBER	DELTRIN	220	3-40-106	1-3/4		
		HARD RUBBER	BALL	220	3-40-162	1-3/4		
		POLYOLEFIN	PLAIN	250	3-40-521	1-3/4		
	PHENOLIC	PLAIN	300	3-40-121	1-3/4			
3 1/2	1 1/4	CUSHION RUBBER	DELTRIN	160	3-1/2-40-105	2	4 7/16	3 1/4
		CUSHION RUBBER W/ SIDE PLATES*	BALL	160	3-1/2-40-452*	2		
		WELDED DISC / BLACK RUBBER	BALL	200	3-1/2-40-113	2-3/16		
		WELDED DISC / GREY RUBBER	BALL	225	3-1/2-40-113G	2-3/16		
		ADVANTAGE TPR / ROUND	DELTRIN	225	3-1/2-40-314GD	2-3/16		
		ADVANTAGE TPR / ROUND	BALL	225	3-1/2-40-213GD	2-3/16		
		ADVANTAGE HEAT ROUND	S.S. BALL	225	3-1/2-40-213RTR	2-3/16		
		ADVANTAGE HEAT FLAT	S.S. BALL	225	3-1/2-40-213RTF	2-3/16		
ADVANTAGE HEALTH	S.S. BALL	225	3-1/2-40-213MF	2-3/16				

casterdepot



40 SERIES



Wheel Diameter (Inches)	Tread Width (Inches)	Wheel Type	Bearing	Capacity (Pounds)	Expanding Adapter Stem Model Number	Approximate Weight (Pounds)	Load Height (Inches)	Swivel Radius (Inches)
3 1/2	1 1/4	HARD RUBBER	DELRIN	230	3-1/2-40-106	2	4 7/16	3 1/4
		HARD RUBBER W/ SIDE PLATES*	BALL	230	3-1/2-40-462*	2-3/16		
		POLYOLEFIN	PLAIN	250	3-1/2-40-513	2-3/16		
		HI-TEMP RESIN	PLAIN	250	3-1/2-40-521HTN	2-1/2		
		WELDED DISC / POLYURETHANE	BALL	250	3-1/2-40-113P	2-3/16		
		ADVANTAGE TPR / FLAT	DELRIN	250	3-1/2-40-314GF	2-3/16		
		ADVANTAGE TPR / FLAT	BALL	250	3-1/2-40-213GF	2-3/16		
		POLYLOC / GREY	BALL	250	3-1/2-40-213G	2-3/16		
		POLYLOC / GREY	DELRIN	250	3-1/2-40-314G	2-3/16		
		POLYLOC / BLUE	BALL	250	3-1/2-40-213P	2-3/16		
4	1 1/4	CUSHION RUBBER	DELRIN	170	4-40-105	2-3/8	4 15/16	3 1/2
		CUSHION RUBBER W/ SIDE PLATES*	BALL	170	4-40-452*	2-3/8		
		WELDED DISC / BLACK RUBBER	BALL	200	4-40-113	2-1/2		
		WELDED DISC / GREY RUBBER	BALL	200	4-40-113G	2-1/2		
		HARD RUBBER	DELRIN	250	4-40-106	2-3/8		
		HARD RUBBER W/ SIDE PLATES*	BALL	250	4-40-462*	2-3/8		
		ADVANTAGE TPR / ROUND	DELRIN	250	4-40-314GD	2-1/2		
		ADVANTAGE TPR / ROUND	BALL	250	4-40-213GD	2-1/2		
		WELDED DISC / POLYURETHANE	BALL	275	4-40-113P	2-1/2		
		POLYLOC / GREY	BALL	275	4-40-213G	2-1/2		
		POLYLOC / GREY	DELRIN	275	4-40-314G	2-1/2		
		POLYLOC / BLUE	BALL	275	4-40-213P	2-1/2		
		POLYOLEFIN	PLAIN	275	4-40-513	2-1/2		
		ADVANTAGE TPR / FLAT	DELRIN	300	4-40-314GF	2-1/2		
		ADVANTAGE TPR / FLAT	BALL	300	4-40-213GF	2-1/2		
	ADVANTAGE HEAT ROUND	S.S. BALL	300	4-40-213RTR	2-1/2			
	ADVANTAGE HEAT FLAT	S.S. BALL	300	4-40-213RTF	2-1/2			
	ADVANTAGE HEALTH	S.S. BALL	300	4-40-213MF	2-1/2			
	1 1/2	PHENOLIC	PLAIN	300	4-40-121	2-1/2		
	HI-TEMP RESIN	PLAIN	300	4-40-521HT	2-1/2			
5	1 1/4	CUSHION RUBBER	DELRIN	200	5-40-105	2-3/4	6 1/16	4
		CONDUCTIVE CUSHION RUBBER	SINTERED	200	5-40-105C	2-3/4		
		CUSHION RUBBER	BALL	200	5-40-152	2-3/4		
		CUSHION RUBBER W/ SIDE PLATES*	BALL	200	5-40-452*	2-3/4		
		WELDED DISC / BLACK RUBBER	BALL	200	5-40-113	3		
		WELDED DISC / GREY RUBBER	BALL	200	5-40-113G	3		
		ADVANTAGE TPR / ROUND	DELRIN	250	5-40-314GD	3		
		ADVANTAGE TPR / ROUND	BALL	250	5-40-213GD	3		
		HARD RUBBER	DELRIN	280	5-40-106	2-3/4		
		HARD RUBBER	BALL	280	5-40-162	2-3/4		
		HARD RUBBER W/ SIDE PLATES*	BALL	280	5-40-462*	2-3/4		
		WELDED DISC / POLYURETHANE	BALL	300	5-40-113P	3		
		POLYLOC / GREY	BALL	300	5-40-213G	3		
		POLYLOC / GREY	DELRIN	300	5-40-314G	3		
		POLYLOC / BLUE	BALL	300	5-40-213P	3		
		POLYOLEFIN	PLAIN	300	5-40-513	3		
		POLYOLEFIN	BALL	300	5-40-514	3		
	ADVANTAGE HEAT ROUND	S.S. BALL	300	5-40-213RTR	3			
	ADVANTAGE HEAT FLAT	S.S. BALL	300	5-40-213RTF	3			
	ADVANTAGE HEALTH	S.S. BALL	300	5-40-213MF	3			
	ADVANTAGE TPR / FLAT	DELRIN	325	5-40-314GF	3			
	ADVANTAGE TPR / FLAT	BALL	325	5-40-213GF	3			
1 1/2	PHENOLIC	PLAIN	300	5-40-121	3			
HI-TEMP RESIN	PLAIN	325	5-40-521NHT	3				
6	1 1/4	CUSHION RUBBER	DELRIN	220	6-40-105	3-1/8	7 1/16	4 1/2
		CONDUCTIVE CUSHION RUBBER	SINTERED	220	6-40-105C	3-1/8		
		WELDED DISC / BLACK RUBBER	BALL	250	6-40-113	3-3/4		
		WELDED DISC / GREY RUBBER	BALL	250	6-40-113G	3-3/4		
		HARD RUBBER	DELRIN	300	6-40-106	3-1/8		
		HARD RUBBER	BALL	300	6-40-162	3-1/8		
		WELDED DISC / POLYURETHANE	BALL	300	6-40-113P	3-3/4		
		ADVANTAGE TPR / ROUND	DELRIN	300	6-40-314GD	3-3/4		
		ADVANTAGE TPR / ROUND	BALL	300	6-40-213GD	3-3/4		
		POLYLOC / GREY	BALL	300	6-40-213G	3-3/4		
		POLYLOC / GREY	DELRIN	300	6-40-314G	3-3/4		
		POLYLOC / BLUE	BALL	300	6-40-213P	3-3/4		
	ADVANTAGE HEAT ROUND	S.S. BALL	325	6-40-213RTR	3-3/4			
	ADVANTAGE HEAT FLAT	S.S. BALL	325	6-40-213RTF	3-3/4			
	ADVANTAGE HEALTH	S.S. BALL	325	6-40-213MF	3-3/4			
	1 1/2	PHENOLIC	PLAIN	300	6-40-121	3-3/4		
	POLYOLEFIN	PLAIN	300	6-40-521	3-3/4			

CasterDepot®

40 SERIES



* Grey tread wheels are available (consult factory).