

# RT series

Medium duty casters

kg 280 ~ 350 kg








✓ RoHS



- ROLLTAINER in warehouse
- Carts for material handling purpose in factories
- Carts of plastic box
- Medium duty purpose carts



✓ Recommended Load = Load Cap. X 3    ✓ Temp. Range : -10 ~ 90°C

Swivel	Rigid	Swivel/Brake	WHEEL TYPES								T
				[mm]	[mm]	[Kg]	[mm]	[mm]	[mm]	[mm]	
RT1-150-ASF	RT1-150-ARF	RT1-150-BSF	MUID	150	45	280	190	40	[SF] 102x102	80x80	11
			MUPD		40	350			[RF] 108x114	75x75	
RT2-150-ASF	RT2-150-ARF	RT2-150-BSF	MUID	150	45	320	198	40	[SF] 118x118	[SF] 90x90	11
			MUPD		40	350			[RF] 126x87	[RF] 80x80 100x55	
RT3-150-ASF	RT3-150-ARF	RT3-150-BSF	MUID	150	45	280	190	40	115x102	92x66	11
			MUPD		40	350				84x71	

# CasterDepot®

## ✓ Wheel types

MUID

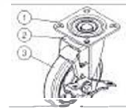
- Cast PU(Shore A 95)
- Pressed steel core
- Special ball bearing

MUPD



- Cast PU(Shore A 95)
- Pressed steel core
- 2 Ball bearings

## ✓ Materials



- ① Top plate : Pressed steel
- ② Frame : Pressed steel
- ③ Wheel : Refer to wheel types
- ④ Finish : Zinc galvanized

## ✓ Options