

# P series

Light duty casters - Dual Lock - Wheel & Top Plate











kg 100 ~ 120 kg

✓ RoHS

- Carts for hospitals, hotels or restaurants
- Carts in libraries or other quiet places
- Carts for light duty material handling purpose



✓ Recommended Load = Load Cap. X 3    ✓ Temp. Range : -10 ~ 90°C

	Swivel	Rigid	Swivel/Brake	WHEEL TYPES	 [mm]	 [mm]	 [kg]	 [mm]	 [mm]	 [mm]	 [mm]	 [mm]	
				TUS			30	100					
				HRS			30	100					
P-100-ASF		P-100-ARF	P-100-BSF	TUD	100		30	100	140	45	100x85	80x60 77x45	9
				HRD			30	100					
				LUD			30	120					
				TUS			30	110					
P-125-ASF		P-125-ARF	P-125-BSF	HRS	125		30	110	165	45	100x85	80x60 77x45	9
				HRD			30	110					
				LUD			30	120					



### ✓ Wheel types

TUS

- Injection PU(Shore A 92)
- PP core
- 1 Ball bearing

HRD

- Rubber(Shore A 85)
- PP core
- 2 Ball bearings

HRS



- Rubber(Shore A 85)
- PP core
- 1 Ball bearing

LUD

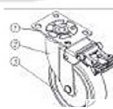
- Cast PU(Shore A 90)
- Aluminum core
- 2 Ball bearings

TUD




- Injection PU(Shore A 92)
- PP core
- 2 Ball bearings

### ✓ Materials



- ① Top plate : Pressed steel
- ② Frame : Pressed steel
- ③ Wheel : Refer to wheel types
- ④ Finish : Powder coating & Zinc galvanized

### ✓ Options

- WEU : Anti-static wheel is available(Black) 

# P series

Light duty casters - Dual Lock - Wheel & Top Plate









kg 100 ~ 120 kg

✓ RoHS

- Carts for hospitals, hotels or restaurants
- Carts in libraries or other quiet places
- Carts for light duty material handling purpose



✓ Recommended Load = Load Cap. X 3    ✓ Temp. Range : -10 ~ 90°C

Swivel	Rigid	Swivel/Brake	WHEEL TYPES	 [mm]	 [mm]	 [Kg]	 [mm]	 [mm]	 [mm]
P-100-ASS		P-100-BSS	TUS	100	30	100	140	45	12.5
			HRS						
			TUD						
			HRD						
P-125-ASS		P-125-BSS	LUD	125	30	120	165	45	12.5
			TUS						
			HRS						
			HRD						
			LUD						

# Caster Depot®

## ✓ Wheel types

TUS

- Injection PU(Shore A 92)
- PP core
- 1 Ball bearing

HRD

- Rubber(Shore A 85)
- PP core
- 2 Ball bearings

HRS



- Rubber(Shore A 85)
- PP core
- 1 Ball bearing

LUD

- Cast PU(Shore A 90)
- Aluminum core
- 2 Ball bearings

TUD



- Injection PU(Shore A 92)
- PP core
- 2 Ball bearings

## ✓ Materials



- ① Top plate : Pressed steel
- ② Frame : Pressed steel
- Wheel : Refer to wheel types
- ④ Finish : Powder coating & Zinc galvanized

## ✓ Options

- WEU : Anti-static wheel is available(Black) ⚡