

JS series

Compact casters

kg 400 ~ 700 kg








✓ RoHS



- Moving for heavy size equipment
- Heavy duty purpose carts










✓ Recommended Load = Load Cap. X 3 ✓ Temp. Range : -10 ~ 90°C

	Swivel	Rigid	Swivel/Brake	WHEEL TYPES							
					[mm]	[mm]	[kg]	[mm]	[mm]	[mm]	[mm]
JS-60-ASF		JS-60-ARF	-	NYD			500				
				MCD	60	48	600	87	21	105x80	86x61
				HUD			400				
JS-70-ASF		JS-70-ARF		NYD			600				
				MCD	70	48	700	97	21	105x80	86x61
				HUD			500				



✓ Recommended Load = Load Cap. X 3 ✓ Temp. Range : -10 ~ 90°C

	Swivel	Rigid	Swivel/Brake	WHEEL TYPES							
					[mm]	[mm]	[kg]	[mm]	[mm]	[mm]	[mm]
JS-60-ASS				NYD			500				
				MCD	60	48	500	98	21	M20x2.5	40
				HUD			400				
JS-70-ASS				NYD			500				
				MCD	70	48	500	108	21	M20x2.5	40
				HUD			500				

✓ Wheel types

HUD

MCD



NYD

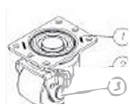


- Cast PU(Shore A 95)
- Aluminum core
- 2 Ball bearings

- MC nylon(Shore D 80)
- 2 Ball bearings

- Nylon(Shore D70)
- 2 Ball bearings

✓ Materials



- ① Top plate : Pressed steel
- ② Frame : Pressed steel
- Wheel : Refer to wheel types
- ④ Finish : Zinc galvanized

✓ Options