

GXTT series

Heavy duty casters











kg 800 ~2,300 kg

✓ RoHS

- Moving for heavy size equipment
- Heavy duty purpose carts



✓ Recommended Load = Load Cap. X 3 ✓ Temp. Range : -10 ~ 90°C

Swivel	Rigid	Swivel/Brake	Rigid/Brake	WHEEL TYPES	 [mm]	 [mm]	 [kg]	 [mm]	 [mm]	 [mm]	 [mm]	 [mm]
GXTT-75-ASF	GXTT-75-ARF	GXTT-75-BSF	GXTT-75-BRF	HUD	75	40x2	800	125	45	[SF]	105x80	
				MCD			1,700			140x110		
GXTT-100-ASF	GXTT-100-ARF	GXTT-100-BSF	GXTT-100-BRF	HUD	100	40x2	1,100	150	50	[RF]	105x80	13
				MCD			2,000			140x117		
GXTT-125-ASF	GXTT-125-ARF	GXTT-125-BSF	GXTT-125-BRF	HUD	125	40x2	1,400	175	55		105x80	13
				MCD			2,300					

CasterDepot®

✓ Wheel types

HUD

MCD



- Cast PU(Shore D 70)
- Aluminum core
- 2 Ball bearing
- MC nylon(Shore D 80)
- 2 Ball bearing

✓ Materials



- ① Top plate : Forged steel / Carbon steel
- ② Frame : Forged steel / Carbon steel
- ③ Wheel : Refer to wheel types
- ④ Finish : Powder coating & Zinc galvanized

✓ Options