

GXTD series

Heavy duty casters

kg 400 ~ 5,200 kg









✓ RoHS



- Moving for heavy size equipment
- Heavy duty purpose carts
- Heavy duty AGV (Inquiry is necessary)



✓ Recommended Load = Load Cap. X 3 ✓ Temp. Range : -10 ~ 90°C

Swivel	Rigid	Swivel/Brake	WHEEL TYPES	 [mm]	 [mm]	 [kg]	 [mm]	 [mm]	 [mm]	 [mm]	 [mm]
GXTD-100-ASF	GXTD-100-ARF	-	HUD	100	29x2	400	156	35	140x112	110x75 105x80	11
GXTD-110-ASF	GXTD-110-ARF	-	HUD	110	29x2	400	156	30	112x112	88x88	9
GXTD-150-ASF	GXTD-150-ARF	-	HUD	150	40x2	800	200	35	145x130	115x100	11
GXTD-200-ASF	GXTD-200-ARF	-	HUD	200	65x2	2,500	265	50	210x210	170x170	17
GXTD-250-ASF	GXTD-250-ARF	-	HUD	250	78x2	4,500	330	70	255x215	210x160	18
GXTD-300-ASF	GXTD-300-ARF	-	HUD	300	78x2	5,200	390	80	255x215	210x160	18

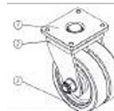
CasterDepot®

✓ Wheel types

HUD

- Cast PU(Shore A 95)
- Steel core
- 2 Ball bearings

✓ Materials



- ① Top plate : Forged steel / Carbon steel
- ② Frame : Carbon steel
- ③ Wheel : Refer to wheel types
- ④ Finish : Powder coating & Zinc galvanized

✓ Options

- Order-made is available
- Inquiry is necessary for the usage of AGV