

GLH series

Compact casters











kg 550 ~ 750 kg

✓ RoHS

- Semiconductor equipment
- Test equipment
- Light automated machines
- Medical appliances
- Heavy size equipment










✓ Recommended Load = Load Cap. X 3 ✓ Temp. Range : -10 ~ 90°C

Swivel	Rigid	Swivel/Brake	WHEEL TYPES	 [mm]	 [mm]	 [kg]	 [mm]	 [mm]	 [mm]	 [mm]	 [mm]
GLH-60-ASF		GLH-60-BSF	NYQ	60	55	550	92	25	90x90	70x70	9
GLH-75-ASF		GLH-75-BSF	NYD	75	55	700	107	25	90x90	70x70	9



✓ Recommended Load = Load Cap. X 3 ✓ Temp. Range : -10 ~ 90°C

Swivel	Rigid	Swivel/Brake	WHEEL TYPES	 [mm]	 [kg]	 [mm]	 [mm]	 [mm]	 [mm]	 [mm]	
GLH-60-ASF-PPHS		GLH-60-BSF-PPHS	NYQ	60	55	600	98	25	100x100	78x78 64x64	10.5
GLH-75-ASF-PPHS		GLH-75-BSF-PPHS	NYD	75	55	750	113	25	100x100	78x78 64x64	10.5

CasterDepot®

✓ **Wheel types**

NYD



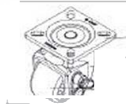
- Nylon (Shore D 70)
- 2 ball bearings

NYQ



- Nylon (Shore D 70)
- 4 ball bearings

✓ **Materials**



- ① Top plate : Pressed steel
- ② Frame : Aluminum
- ③ Wheel : Refer to wheel types
- ④ Finish : Powder coating & Zinc galvanized

✓ **Options**

GLH series

Compact casters



kg 600 ~ 750 kg

✓ RoHS

- Semiconductor equipment
- Test equipment
- Light automated machines
- Medical appliances
- Heavysize equipment



✓ Recommended Load = Load Cap. X 3 ✓ Temp. Range : -10 ~ 90°C

Swivel	Rigid	Swivel/Brake	WHEEL TYPES								
				[mm]	[mm]	[kg]	[mm]	[mm]	[mm]	[mm]	[mm]
GLH-60-ASF-PEU		GLH-60-BSF-PEU	NYQ	60	55	600	98	25	100x85	80x60 77x45	9
GLH-75-ASF-PEU		GLH-75-BSF-PEU	NYD	75	55	750	113	25	100x85	80x60 77x45	9



✓ Recommended Load = Load Cap. X 3 ✓ Temp. Range : -10 ~ 90°C

Swivel	Rigid	Swivel/Brake	WHEEL TYPES								
				[mm]	[mm]	[kg]	[mm]	[mm]	[mm]	[mm]	[mm]
GLH-60-ASF-PUS		GLH-60-BSF-PUS	NYQ	60	55	600	98	25	115x102	92x66 76x76	11
GLH-75-ASF-PUS		GLH-75-BSF-PUS	NYD	75	55	750	113	25	115x102	92x66 76x76	11

CasterDepot®

✓ Wheel types

NYD



- Nylon(Shore D 70)
- 2 ball bearings

NYQ



- Nylon(Shore D 70)
- 4 ball bearings

✓ Materials



- ① Top plate : Pressed steel
- ② Frame : Aluminum
- ③ Wheel : Refer to wheel types
- ④ Finish : Powder coating & Zinc galvanized

✓ Options