

GL series

Light duty casters









kg 40 ~ 100 kg

✓ RoHS

- Chairs, Furniture Trolleys
- Display stands
- Medical appliances



✓ Recommended Load = Load Cap. X 3 ✓ Temp. Range : -10 ~ 90°C

Swivel	Rigid	Swivel/Brake	WHEEL TYPES	 [mm]	 [mm]	 [kg]	 [mm]	 [mm]	 [mm]	 [mm]	 [mm]
GL-50-ASF	GL-50-ARF	GL-50-BSF	TUN HRN	50	24	40	70	22	[SF] 65x48	54x24	7
GL-65-ASF	GL-65-ARF	GL-65-BSF	TUN HRN	64	24	50	82	22	[RF] 65x38	54x24	7
GL-75-ASF	GL-75-ARF	GL-75-BSF	TUN	75	25	65	105	40	95x64	78x45 72x45	9
			HRN								
			TUS								
			HRS								
SUNS	25										
GL-100-ASF	GL-100-ARF	GL-100-BSF	TUN	100	30	90	130	37	95x64	78x45 72x45	9
			HRN								
			TUS								
			HRS								
			TUD								
			HRD								
			SUND								
TUN	30										
HRN	30										
TUS	30										
GL-125-ASF	GL-125-ARF	GL-125-BSF	HRS	125	30	100	157	35	95x64	78x45 72x45	9
			TUD								
			HRD								
			SUND								

✓ Wheel types

TUN

- Injection PU(Shore A 92)
- PP core

HRN



- Rubber(Shore A 85)
- PP core

TUS



- Injection PU(Shore A 92)
- PP core
- 1 Ball bearing

HRS



- Rubber(Shore A 85)
- PP core
- 1 Ball bearing

SUNS



- Cast PU (Shore A 75)
- Nylon core
- 1 Ball bearing

TUD



- Injection PU(Shore A 92)
- PP core
- 2 Ball bearings

HRD

- Rubber(Shore A 85)
- PP core
- 2 Ball bearings

SUND



- Cast PU (Shore A 75)
- Nylon core
- 2 Ball bearings

✓ Materials



- ① Top plate : Pressed steel
- ② Frame : Pressed steel
- ③ Wheel : Refer to wheel types
- ④ Finish : Zinc galvanized

✓ Options


GL series

Light duty casters









kg 40 ~ 100 kg

✓ RoHS

- Chairs, Furniture Trolleys
- Display stands
- Medical appliances



✓ Recommended Load = Load Cap. X 3 ✓ Temp. Range : -10 ~ 90°C

Swivel	Rigid	Swivel/Brake	WHEEL TYPES	 [mm]	 [mm]	 [Kg]	 [mm]	 [mm]	 [mm]	 [mm]	 [mm]
GL-50-ASS	-	GL-50-BSS	TUN HRN	50	24	40	70	22	1/2"-12UNC	7.5+18	17
GL-65-ASS	-	GL-65-BSS	TUN HRN	64	24	50	82	22	1/2"-12UNC	7.5+18	17
GL-75-ASS	-	GL-75-BSS	TUN	75	25	65	105	40	5/8"-11UNC M12x1.75P 1/2"-12UNC	10+25	22
			HRN								
			TUS								
			HRS								
GL-100-ASS	-	GL-100-BSS	SUNS	100	30	90	130	37	5/8"-11UNC M12x1.75P 1/2"-12UNC	10+25	22
			TUN								
			HRN								
			TUS								
			HRS								
GL-125-ASS	-	GL-125-BSS	TUD	125	30	100	157	35	5/8"-11UNC M12x1.75P 1/2"-12UNC	10+25	22
			HRD								
			SUND								
			TUN								
			HRN								

✓ Wheel types

TUN

- Injection PU(Shore A 92)
- PP core

HRN

- Rubber(Shore A 85)
- PP core

TUS

- Injection PU(Shore A 92)
- PP core
- 1 Ball bearing

HRS

- Rubber(Shore A 85)
- PP core
- 1 Ball bearing

SUNS

- Cast PU (Shore A 75)
- Nylon core
- 1 Ball bearing

TUD

- Injection PU(Shore A 92)
- PP core
- 2 Ball bearings

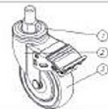
HRD

- Rubber(Shore A 85)
- PP core
- 2 Ball bearings

SUND

- Cast PU (Shore A 75)
- Nylon core
- 2 Ball bearings

✓ Materials



- ① Top plate : Pressed steel
- ② Frame : Pressed steel
- ③ Wheel : Refer to wheel types
- ④ Finish : Zinc galvanized

✓ Options