

GH series

Medium duty casters

kg 200 ~ 600 kg







✓ RoHS



- Carts for material handling purpose in factories
- Moving for heavy size equipment
- Medium duty purpose carts



✓ Recommended Load = Load Cap. X 3 ✓ Temp. Range : -10 ~ 90°C

Swivel	Rigid	Swivel/Brake	WHEEL TYPES	 [mm]	 [kg]	 [mm]	 [mm]	 [mm]	 [mm]		
GH-100-ASF	GH-100-ARF	GH-100-BSF	MUD	100	40	156	50	115x102	92x66 76x76	11	
			HUD		48						400
			SUD		40						200
			MCD		48						600
			NYD		48						600
GH-130-ASF	GH-130-ARF	GH-130-BSF	MUD	130	40	185.5	50	115x102	92x66 76x76	11	
			HUD		48						430
			SUD		40						270
			HUWD		48						500
			MCD		48						600
GH-150-ASF	GH-150-ARF	GH-150-BSF	MUD	150	40	205.5	50	115x102	92x66 76x76	11	
			HUD		48						550
			SUD		40						330
			HUWD		48						600
			MCD		48						600
GH-200-ASF	GH-200-ARF	GH-200-BSF	MUD	200	40	241	65	115x102	92x66 76x76	11	
			HUD		40						550
			MCD		40						600



✓ Wheel types

MUD



- Cast PU(Shore A 95)
- Aluminum core
- 2 Ball bearings

HUD

- Cast PU(Shore A 95)
- Aluminum core
- 2 Ball bearings

SUD

- Cast PU(Shore A 75)
- Aluminum core
- 2 Ball bearings

HUWD



- Cast PU(Shore A 95)
- Aluminum core
- 2 Ball bearings

MCD

- MC nylon(Shore D 80)
- 2 Ball bearings

NYD



- Nylon(Shore D70)
- 2 Ball bearings

✓ Materials



- ① Top plate : Pressed steel
- ② Frame : Pressed steel
- ③ Wheel : Refer to wheel types
- ④ Finish : Zinc galvanized

✓ Options

- WEU : Anti-static wheel is available(Black) ⚡