

G series


Shock absorbing casters - Fine shock absorbing



kg 100 ~ 120 kg

✓ RoHS

- Carts for material handling purpose in industrial fields
- Equipment or carts in cleanroom
- Equipment or carts in need of shock absorbing



✓ Recommended Load = Load Cap. X 3 ✓ Temp. Range : -10 ~ 90°C

Swivel	Rigid	Swivel/Brake	Rigid/Brake	WHEEL TYPES	ub ber								
						[mm]	[mm]	[kg]	[mm]	[mm]	[mm]	[mm]	
G-100-ASF	G-100-ARF	G-100-BSF	G-100-BRF	TUS		30	100						
				HRS		30	100						
				TUD	50°	100	30	100	150-10	45-50	100x85	80x60 77x45	9
				HRD			30	100					
				LUD			30	120					
G-125-ASF	G-125-ARF	G-125-BSF	G-125-BRF	TUS		30	110						
				HRS		30	110						
				TUD	70°	125	30	110	177.5-1	50-55	100x85	80x60 77x45	9
				HRD			30	110					
				LUD			30	120					
G-150-ASF	G-150-ARF	G-150-BSF	G-150-BRF	TUD		30	110						
				HRD	70°	150	30	110	200-10	50-57	100x85	80x60 77x45	9
				LUD			30	120					

CasterDepot®

✓ Wheel types

TUS

- Injection PU(Shore A 92)
- PP core
- 1 ball bearing

HRD

- Rubber(Shore A 85)
- PP core
- 2 ball bearing

HRS



- Rubber(Shore A 85)
- PP core
- 1 ball bearing

LUD

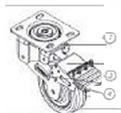
- Cast PU(Shore A 90)
- Aluminum core
- 2 ball bearing

TUD



- Injection PU(Shore A 92)
- PP core
- 2 ball bearing

✓ Materials



- ① Top plate : Pressed steel
- ② Frame : Pressed steel
- Leg : Pressed steel
- ④ Spring : Special rubber
- ⑤ Wheel : Refer to wheel types
- ⑥ Finish : Zinc galvanized

✓ Options

- WEU : Anti-static wheel is available.(Black)

G series

Shock absorbing casters - Fine shock absorbing



kg 100 ~ 120 kg

✓ RoHS

- Carts for material handling purpose in industrial fields
- Equipment or carts in cleanroom
- Equipment or carts in need of shock absorbing



Swivel

Swivel/Brake

G-100-ASS

G-100-BSS

G-125-ASS

G-125-BSS

G-150-ASS

G-150-BSS

✓ Recommended Load = Load Cap. X 3 ✓ Temp. Range : -10 ~ 90°C

WHEEL TYPES	Rubber	Wheel Diameter [mm]	Wheel Width [mm]	Load Capacity [Kg]	Wheel Diameter [mm]	Wheel Width [mm]	Wheel Diameter [mm]
TUS			30	100			
HRS			30	100			
TUD 50°	100	30	30	100	150-10	45-50	12.5
HRD			30	100C			
LUD			30	120			
TUS			30	110			
HRS			30	110			
TUD 70°	125	30	30		177.5-10	50-55	12.5
HRD			30	110			
LUD			30	120			
TUD			30	110			
HRD 70°	150	30	30	110	200-10	50-57	12.5
LUD			30	120			

Caster Depot®

✓ Wheel types

TUS

- Injection PU(Shore A 92)
- PP core
- 1 ball bearing

HRD

- Rubber(Shore A 85)
- PP core
- 2 ball bearing

HRS



- Rubber(Shore A 85)
- PP core
- 1 ball bearing

LUD

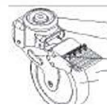
- Cast PU(Shore A 90)
- Aluminum core
- 2 ball bearing

TUD



- Injection PU(Shore A 92)
- PP core
- 2 ball bearing

✓ Materials



- ① Top plate : Pressed steel
- ② Frame : Pressed steel
- ③ Leg : Pressed steel
- ④ Spring : Special rubber
- ⑤ Wheel : Refer to wheel types
- ⑥ Finish : Zinc galvanized

✓ Options

- WEU : Anti-static wheel is available. (Black)