








casterdepot.com

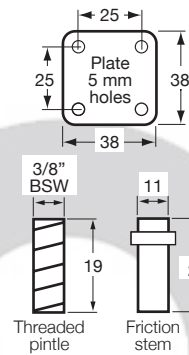
Twin Series 40 KG



CASTOR OPTIONS

-  **TW50P**
Plate with swivel
-  **TW50PBR**
Plate with swivel and wheel brake
-  **TW5038**
Threaded 3/8 pindle
-  **TW5038BR**
Threaded 3/8 pindle with wheel brake
-  **TW50CJ**
Friction stem

Mount (mm)



ORDER CODES

Diameter (mm)	Height (mm)	Turning radius (mm)	Max load (kg)	Castor code
50	61	46	40	TW50P
50	61	60	40	TW50PBR
50	61	46	40	TW5038
50	61	60	40	TW5038BR
50	61	46	40	TW50CJ

N Series 90 KG

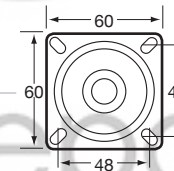


CASTOR OPTIONS

-  **NNN40/NZP**
White nylon wheel in plate, with swivel
-  **NNN40/NZPBR**
White nylon wheel in plate, with swivel and wheel brake

Max load (kg)

Mount (mm)



ORDER CODES

Diameter x tread (mm)	Hub x bore (mm)	Height (mm)	Turning radius (mm)	Castor code
40 x 44	53 x 6	62	40	NNN40/NZP
40 x 44	53 x 6	62	71	NNN40/NZPBR