











H Series 600 KG



WHEELS

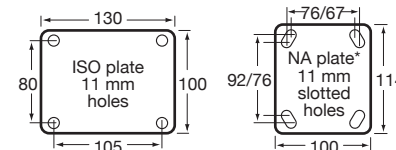
	Diameter x tread (mm)	Hub x bore (mm)	Max load (kg)	
	OBQ	150 x 50	60 x 12.7	400
	Blue high resilience elastomer, round profile, precision bearing, no thread guard	200 x 50	60 x 12.7	400
	WCI	150 x 50	60 x 12.7	400
Cast iron, plain bearing				
	WNQ	150 x 40	60 x 12.7	600
	Hard Nylon, precision bearing, no thread guard	200 x 40	60 x 12.7	600
	WUQ	150 x 40	60 x 12.7	600
	Polyurethane, precision bearing, no thread guard	200 x 40	60 x 12.7	600

FORKS

	Wheel Diameter	Height (mm)	Turning radius (mm)	
	HZP	150	189	121
	Plate with swivel	200	239	155
	HZF	150	189	-
	Fixed plate, no swivel	200	239	-
	HZPTB	150	189	165
	Plate with swivel and total brake	200	239	165
	HZPDL	150	189	165
	Plate with swivel and direction lock	200	239	165






ORDER CODES

Wheel code	Fork code	Castor code
OBQ150	H150ZP	OBQ150/HZP
Diameter: 150 mm	H150ZF	OBQ150/HZF
	H150ZPTB	OBQ150/HZPTB
	H150ZPDL	OBQ150/HZPDL
OBQ200	H200ZP	OBQ200/HZP
Diameter: 200 mm	H200ZF	OBQ200/HZF
	H200ZPTB	OBQ200/HZPTB
	H200ZPDL	OBQ200/HZPDL
WCI150	H150ZP	WCI150/HZP
Diameter: 150 mm	H150ZF	WCI150/HZF
	H150ZPDL	WCI150/HZPDL
	H150ZPTB	WCI150/HZPTB
WNQ150	H150ZP	WNQ150/HZP
Diameter: 150 mm	H150ZF	WNQ150/HZF
	H150ZPTB	WNQ150/HZPTB
	H150ZPDL	WNQ150/HZPDL
WNQ200	H200ZP	WNQ200/HZP
Diameter: 200 mm	H200ZF	WNQ200/HZF
	H200ZPTB	WNQ200/HZPTB
	H200ZPDL	WNQ200/HZPDL
WUQ150	H150ZP	WUQ150/HZP
Diameter: 150 mm	H150ZF	WUQ150/HZF
	H150ZPTB	WUQ150/HZPTB
	H150ZPDL	WUQ150/HZPDL
WUQ200	H200ZP	WUQ200/HZP
Diameter: 200 mm	H200ZF	WUQ200/HZF
	H200ZPTB	WUQ200/HZPTB
	H200ZPDL	WUQ200/HZPDL



* North American plate. Add **N** at the end of fork code to purchase (e.g. OBQ150/HZPNTB).

SCAFFOLD CASTORS

	Diameter x tread (mm)	Hub x bore (mm)	Max load (kg)	
	HUR¹	150 x 40	60 x 12.7	360
	Polyurethane on nylon, roller bearing, optional thread guard (150 mm wheel only)	200 x 48	60 x 12.7	500
Fittings	Castor	Max load (kg)	Fitting code	
	51 mm socket mount to fit over tubes	HUR150/HZHTB¹	360	SC08
		HUR200/HZHTB	500	SC13
	ISO plate (130 x 100 mm)	HUR150/HZHTB¹	360	SC61
		HUR200/HZHTB	500	SC18
	38 mm solid stem with fully welded cup	HUR150/HZHTB¹	360	SC62
		HUR200/HZHTB	500	SC15
	38 mm stem mount to fit into tubes	HUR150/HZHTB¹	360	SC30
		HUR200/HZHTB	500	SC11

¹ For optional thread guard, add **G** at the end of wheel code.

Features that ensure scaffold castors satisfy OH&S requirements and Australian Standards:

- Castors are branded with maker's name and safe working load
- Supplied with a test certificate validating compliance to Australian Standards (important for risk management documentation)
- The static collapse load exceeds 3 times the working load
- Wheels 150 mm and 200 mm diameter to safely pass over obstacles without snagging and causing scaffold to tip
- The stem of the castor is 150 mm long, with not more than 3mm of clearance to tube
- An effective wheel/swivel brake is fitted to ensure maximum stability