



Item Shown: 70-18609-76-1

## FEATURES

The complete line of single or dual-wheel pneumatic casters offers load carrying capacities from 320 pounds to 7,260. The swivel sections are constructed of C-1045 hot forged steel with double row ball bearing swivels for long service life. The 80 Series and larger casters have tapered thrust bearings in the swivel. The legs are continuously welded both inside and outside for added strength. Standard: Wheels 16" and larger are supplied with high-speed tapered bearings standard.

## BENEFITS

These casters offer the greatest possible protection to both loads and floors. The pneumatic tires cushion the load and roll over obstructions with ease. These casters provide longer wheel life, less maintenance and high shock absorbency. The long swivel offset aids in swiveling and tracking in towing applications. When the caster is subjected to towing, tapered bearings are recommended.

## APPLICATIONS

Excellent shock absorbing benefits make these casters ideal for uneven floors and indoor and outdoor rough terrain. They are ideal on aircraft ground support equipment, helicopter dollies, roof maintenance equipment, mobile construction shelters, and other equipment carrying electronics or other highly sensitive materials.

## OPTIONS

### Brakes:




Pneumatic Poly Cam: ..... PP  
 Face Contact: ..... F

### Swivel Locks:

Factory Installed: ..... L  
 Demountable: ..... DL

Sealed Swivel: ..... SSW

Toe Guard: ..... TG

		
Top Plate Size	Bolt Hole Spacing	Bolt Diameter
Std. 30: 4.0 x 4.5	2.625 x 3.625 Slotted to 3.0 x 3.0	0.375
Std. 50: 4.0 x 5.0	2.625 x 3.625 Slotted to 3.0 x 3.0	0.375
Std. 51: 4.0 x 5.0	2.625 x 3.625 Slotted to 3.0 x 3.0	0.375
Std. 60: 4.5 x 6.25	2.438 x 4.93 Slotted to 3.375 x 5.25	0.5
Std. 61: 4.5 x 6.25	2.438 x 4.938 Slotted to 3.375 x 5.25	0.5
Std. 70: 5.25 x 7.5	3.375 x 5.25 Slotted to 4.125 x 6.125	0.625
Std. 71: 5.0 x 7.25 x 0.38	3.375 x 5.25 Slotted to 4.125 x 6.125	0.5
Std. 80: 6.0 x 7.5	4.5 x 6.0	0.5
Std. 81: 6.25 x 7.63	4.5 x 6.0	0.5
Std. 90: 8.5 x 8.5	7.0 x 7.0	0.625
Std. 91: 8.5 x 8.5	7.0 x 7.0	0.625



WHEEL			CAPACITY			PART NUMBER			
Dia.	Size	Ply Rating	Capacity	OAH	Swivel Lead	Bearing	Series	Swivel Radius	Wt.
8	2.80/4	4	295	11.00	2.63	30-08301-76-1	30	6.79	13.00
8	2.80/4	4	295	11.00	2.63	50-08301-76-1	50	6.79	13.00
8	2.80/4	4	295	11.00	2.63	51-08301-76-1	51	6.79	13.00
8	2.80/4	4	295	11.00	2.63	60-08301-76-1	60	6.79	13.00
8	2.80/4	4	295	11.00	2.63	61-08301-76-1	61	6.79	13.00
10	4.10/4	4	352	13.00	3.25	30-10351-76-1	30	8.43	15.00
10	4.10/4	4	352	13.00	3.25	50-10351-76-1	50	8.43	15.00
10	4.10/4	4	352	13.00	3.25	51-10351-76-1	51	8.43	15.00
10	4.10/4	4	352	13.00	3.25	60-10351-76-1	60	8.43	15.00
10	4.10/4	4	352	13.00	3.25	61-10351-76-1	61	8.43	15.00
12	4.10/6	4	675	15.50	3.50	30-12401-76-1	30	9.71	18.00
12	4.10/6	4	675	15.50	3.50	50-12401-76-1	50	9.71	18.00
12	4.10/6	4	675	15.50	3.50	51-12401-76-1	51	9.71	18.00
12	4.10/6	4	675	15.50	3.50	60-12401-76-1	60	9.71	18.00
12	4.10/6	4	675	15.50	3.50	61-12401-76-1	61	9.71	18.00
14	5.30/6	4	710	17.75	4.00	70-14451-76-1	70	11.23	31.00
14	5.30/6	4	710	17.75	4.00	71-14451-76-1	71	11.23	31.00
<b>Deluxe Type with Tapered Roller Wheel Bearings</b>									
16	4.80/8	6	1,230	19.13	4.50	70-16609-76-1	70	12.73	37.00
16	4.80/8	6	1,230	19.13	4.50	71-16609-76-1	71	12.73	37.00
16	4.80/8	6	1,230	19.13	4.00	80-16609-76-1	80	12.24	45.00
16	4.80/8	6	1,230	19.13	4.00	81-16609-76-1	81	12.24	45.00
18	5.70/8	6	1,560	21.50	4.50	80-18609-76-1	80	13.83	55.00
18	5.70/8	6	1,560	21.50	4.50	81-18609-76-1	81	13.83	56.00
18	5.70/8	8	1,655	21.50	4.50	80-18609-77-1	80	13.83	56.00
18	5.70/8	8	1,655	21.50	4.50	81-18609-77-1	81	13.83	56.00
21	6.90/9	10	2,420	24.25	5.00	90-21609-76-1	90	15.88	80.00
21	6.90/9	10	2,420	24.25	5.00	91-21609-76-1	91	15.88	80.00
23	6.50/10	10	2,775	26.25	5.00	90-23609-76-1	90	16.82	87.00
23	6.50/10	10	2,775	26.25	5.00	91-23609-76-1	91	16.82	87.00
25	7.50/10	10	3,630	28.75	5.00	90-25609-76-1	90	17.90	90.00
25	7.50/10	10	3,630	28.75	5.00	91-25609-76-1	91	17.90	90.00



WHEEL			CAPACITY			PART NUMBER		
Dia.	Size	Ply Rating	Capacity	OAH	Swivel Lead	Bearing	Series	Wt.
<b>Dual Wheel Pneumatic Casters</b>								
8	2.80/4	4	590	11.00	2.63	32-08301-76-1	30	20.00
8	2.80/4	4	590	11.00	2.63	2-51-08301-76-1	50	20.00
8	2.80/4	4	590	11.00	2.63	52-08301-76-1	51	20.00
8	2.80/4	4	590	11.00	2.63	2-61-08301-76-1	61	20.00
8	2.80/4	4	590	11.00	2.63	62-08301-76-1	60	20.00
10	4.10/4	4	900	13.00	3.25	32-10351-76-1	30	22.50
10	4.10/4	4	704	13.00	3.25	2-51-10351-76-1	51	22.50
10	4.10/4	4	704	13.00	3.25	52-10351-76-1	50	22.50
10	4.10/4	4	704	13.00	3.25	2-61-10351-76-1	61	22.50
10	4.10/4	4	704	13.00	3.25	62-10351-76-1	60	22.50
12	4.10/6	4	900	15.50	3.50	32-12401-76-1	30	30.00
12	4.10/6	4	1,350	15.50	3.50	2-51-12401-76-1	51	33.00
12	4.10/6	4	1,350	15.50	3.50	52-12401-76-1	50	33.00
12	4.10/6	4	1,350	15.50	3.50	2-61-12401-76-1	61	30.00
12	4.10/6	4	1,350	15.50	3.50	62-12401-76-1	60	30.00
12	4.10/6	4	1,350	15.50	4.00	2-71-12401-76-1	71	36.00
12	4.10/6	4	1,350	15.50	4.00	72-12401-76-1	70	36.00
14	5.30/6	4	1,420	17.75	4.00	2-71-14451-76-1	71	45.00
14	5.30/6	4	1,420	17.75	4.00	72-14451-76-1	70	45.00
<b>Dual Wheel Deluxe Type with Tapered Roller Wheel Bearings</b>								
16	4.80/8	6	2,460	19.13	4.50	2-71-16609-76-1	71	55.00
16	4.80/8	6	2,460	19.13	4.50	72-16609-76-1	70	55.00
16	4.80/8	6	2,460	19.13	4.50	2-81-16609-76-1	81	71.00
16	4.80/8	6	2,460	19.13	4.50	82-16609-76-1	80	71.00
18	5.70/8	6	3,120	21.50	4.50	2-81-18609-76-1	81	82.00
18	5.70/8	6	3,120	21.50	4.50	82-18609-76-1	80	82.00
18	5.70/8	8	3,310	21.50	4.50	2-81-18609-77-1	81	84.00
18	5.70/8	8	3,310	21.50	4.50	82-18609-77-1	80	84.00
21	6.90/9	10	4,840	24.25	5.00	2-91-21609-76-1	91	130.00
21	6.90/9	10	4,840	24.25	5.00	92-21609-76-1	90	130.00
23	6.50/10	10	5,550	26.25	5.00	2-91-23609-76-1	91	135.00
23	6.50/10	10	5,550	26.25	5.00	92-23609-76-1	90	135.00
25	7.50/10	10	7,260	28.75	5.00	2-91-25609-76-1	91	142.00
25	7.50/10	10	7,260	28.75	5.00	92-25609-76-1	90	142.00

All dimensions are in inches. All weights are in pounds.