

FLANGED WHEEL SERIES

10,000 LBS maximum capacity

casterdepot.com



Item Shown: 60-03101-18-2




FEATURES

The flanged wheels are constructed of premium cast iron, ductile iron, or forged steel for high strength and long wear. These wheels are designed to operate on a steel track for minimal guidance and rolling effort. The flanged wheel casters are rigid casters used for locating fixtures in a precise position for indexing through a work cycle.

APPLICATIONS

Applications include production lines, foundry cooling lines, mobile cranes, amusement parks, trollies, autoclave tooling, etc.

Note: No brake options for Taper bearings on these casters.

 Top Plate Size	 Bolt Hole Spacing	 Bolt Diameter
Std. 30: 4.0 x 4.5	2.625 x 3.625 Slotted to 3.0 x 3.0	0.375
Std. 50: 4.0 x 5.0	2.625 x 3.625 Slotted to 3.0 x 3.0	0.375
Std. 60: 4.5 x 6.25	2.438 x 4.93 Slotted to 3.375 x 5.25	0.5
Std. 70: 5.0 x 7.25	3.375 x 5.25 Slotted to 4.125 x 6.125	0.5
Std. 80: 6.0 x 7.5	4.5 x 6.0	0.5
Std. 90/91/95: 8.5 x 8.5	7.0 x 7.0	0.625

WHEEL			CAPACITY			PART NUMBER			
Dia.	Width	Material	Roller Bearing	Precision Tapered	OAH	Straight Roller	Precision Tapered	Series	Wt.
Single Flanged Rigid Casters									
3.50	1.30	Cast Iron	1,000		5.38	50-03101-18-2		50	10.00
3.50	1.30	Cast Iron	1,000		5.38	60-03101-18-2		60	10.00
5.00	2.06	Forged Steel	6,000	10,000	8.00	80-05201-28-2	80-05209-28-2	80	30.00
5.00	2.06	Forged Steel	6,000	10,000	8.50	90-05201-28-2	90-05209-28-2	90	30.00
6.13	1.69	Cast Iron	3,000	3,500	8.06	70-06201-18-2	70-06209-18-2	70	36.00
6.13	1.69	Cast Iron	3,000	5,000	8.56	80-06201-18-2	80-06209-18-2	80	39.00
7.87	1.75	Cast Iron	2,500	2,500	10.06	65-08201-18-2	65-08209-18-2	65	29.00
7.87	1.75	Cast Iron	2,500	2,500	10.44	70-08201-18-2	70-08209-18-2	70	30.00
7.87	2.25	Cast Iron	3,500	3,500	10.44	70-07251-18-2	70-07259-18-2	70	30.00
7.87	2.25	Cast Iron	3,500	3,500	10.44	80-07251-18-2	80-07259-18-2	80	33.00
8.00	2.25	Cast Iron	3,500	3,500	10.50	70-08251-18-2	70-08259-18-2	70	34.00
8.00	2.25	Cast Iron	3,500	3,500	10.50	80-08251-18-2	80-08259-18-2	80	37.00
8.00	2.38	Forged Steel	6,000	10,000	10.50	80-08201-28-2	80-08209-28-2	80	63.00
8.00	2.38	Forged Steel	6,000	10,000	11.00	90-08201-28-2	90-08209-28-2	90	63.00
10.00	4.00	Ductile Iron		12,000	14.50		95-10409-18-2	95	150.00
15.00	2.50	Ductile Iron	8,000		18.44	95-15251-18-2		95	
Dual Flanged Rigid Casters									
5.00	1.69	Forged Steel	6,000	10,000	8.00	80-05201-29-2	80-05209-29-2	80	32.00
5.00	1.69	Forged Steel	6,000	10,000	8.50	90-05201-29-2	90-05209-29-2	90	32.00
6.00	2.13	Cast Iron	3,500	3,500	8.00	70-06201-19-2	70-06209-19-2	70	38.00
6.00	2.13	Cast Iron	5,000	6,000	8.50	80-06201-19-2	80-06209-19-2	80	41.00
8.00	1.76	Forged Steel	6,000	10,000	10.50	80-08201-29-2	80-08209-29-2	80	65.00
8.00	1.76	Forged Steel	6,000	10,000	11.00	90-08201-29-2	90-08209-29-2	90	65.00
10.00	3.00	Ductile Iron		12,000	14.50		95-10309-19-2	95	150.00

Capacity listed is for manual operation. For powered operations, consult factory.

All dimensions are in inches. All weights are in pounds. For rail information and flanged wheel dimensions see page 54.

CasterDepot