




# SL6803

## SPRING LOADED SERIES

**1,500 LBS**  
[casterdepot.com](http://casterdepot.com)



### FEATURES

**KINGPIN:** 3/4" diameter nut and bolt coined  
**RACEWAY:** 3/8" diameter upper race; 5/16" diameter lower race; hardened steel load bearings  
**BUSHING:** Roller bearings with drilled hardened steel spanner bushing and plastic side washers

**AXLE&NUT:** 1/2" zerk axle and lock nut (except with PB)  
**FINISH:** Corrosion resistant bright zinc  
**LUBRICATION:** Grease nipple in lower race  
**HARDENED:** Work hardened double ball race  
**LEG SPACING:** 2 1/2"

US Patent No: 6,539,578  
 CAD Patent No: 2,311,524

### EXCELLENT FOR:

- Mobile motion picture staging
- Aircraft ground support equipment
- In-plant trailer parts
- Trash containers
- Tool carts
- Amusement parks
- Asphalt paving machinery
- Material handling equipment



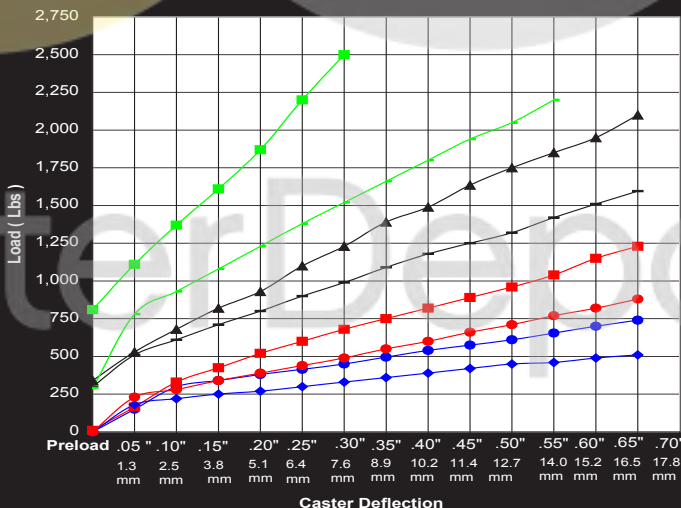
### OPTIONS:

- AWL A Lock Wheel Brake (for 6" only)
- UWB Universal Wheel Brake
- 1PSL 1 Position Swivel Lock
- 2PSL 2 Position Swivel Lock
- 3PSL 3 Position Swivel Lock
- 4PSL 4 Position Swivel Lock without wings (welded)
- BB Ball Bearing
- BR Bronze Bearing
- DB Delrin Bearing
- NB Nylon Roller Bearing
- PB Precision Ball Bearing
- RBC Caged Roller Bearing
- C Raceway Seal
- OH Special Overall Height
- SSW Steel Side Washer
- SWH Heat-treated Side Washer
- TG Thread Guards
- Z Zerk in Wheel

WHEEL		CASTER				PART NUMBER					
Diameter	Tread Width	Capacity Lbs.	Bearing Type	Swivel Radius	Overall Height	Wheel Type	Swivel	Caster Weight (lbs)	Rigid	Caster Weight (lbs)	
5"	2"	350	Ball	4 13/16"	8"	Alum. Rubber Grey	SSL6863-***-5ARG-BB-Δ	10.95	RSL6863-***-5ARG-BB-Δ	9.45	
		350	Roller			Soft Rubber	SSL6863-***-5SR-RB-Δ	10.77	RSL6863-***-5SR-RB-Δ	9.27	
		375	Roller			ProTech™ Crown	SSL6863-***-5PRO-RB-Δ	9.98	RSL6863-***-5PRO-RB-Δ	8.48	
		450	Roller			Moldon Rubber	SSL6863-***-5MR-RB-Δ	11.66	RSL6863-***-5MR-RB-Δ	10.16	
		500	Roller			Moldon Alum. Rubber	SSL6863-***-5MAR-RB-Δ	10.44	RSL6863-***-5MAR-RB-Δ	8.94	
		650	Roller			Polyolefin	SSL6863-***-5POX-RB-Δ	9.50	RSL6863-***-5POX-RB-Δ	8.00	
		750	Roller			High Temp Phenolic (475°)	SSL6863-***-5HTPH-RB-Δ	10.54	RSL6863-***-5HTPH-RB-Δ	9.04	
		800	Roller			Lava™	SSL6863-***-5LV-RB-Δ	9.83	RSL6863-***-5LV-RB-Δ	8.33	
		800	Roller			Envirothane™	SSL6863-***-5UR-RB-Δ	10.24	RSL6863-***-5UR-RB-Δ	8.74	
		800	Precision			Envirothane™ Grey - PB	SSL6863-***-5UG-PB-Δ	10.29	RSL6863-***-5UG-PB-Δ	8.79	
		800	Roller			Envirothane™ Grey - RB	SSL6863-***-5UG-RB-Δ	10.24	RSL6863-***-5UG-RB-Δ	8.74	
		900	Roller			Moldon Alum. Urethane	SSL6863-***-5MAU-RB-Δ	10.34	RSL6863-***-5MAU-RB-Δ	8.84	
		900	Roller			Moldon Poly. Urethane	SSL6863-***-5MPU-RB-Δ	10.22	RSL6863-***-5MPU-RB-Δ	8.72	
		950	Roller			ALthane™	SSL6863-***-5ALT-RB-Δ	9.84	RSL6863-***-5ALT-RB-Δ	8.34	
		1,000	Roller			Nyroll™	SSL6863-***-5NYN-RB-Δ	10.08	RSL6863-***-5NYN-RB-Δ	8.58	
		1,000	Roller			Phenolic	SSL6863-***-5PH-RB-Δ	10.44	RSL6863-***-5PH-RB-Δ	8.94	
1,000	Roller	RollX™	SSL6863-***-5RX-RB-Δ	9.78	RSL6863-***-5RX-RB-Δ	8.28					
1,000	Roller	Solid Steel	SSL6863-***-5SS-RB-Δ	12.78	RSL6863-***-5SS-RB-Δ	10.98					
1,100	Roller	Heavy Duty Lava™	SSL6863-***-5LVHD-RB-Δ	10.15	RSL6863-***-5LVHD-RB-Δ	8.65					
1,200	Roller	Moldon Urethane	SSL6863-***-5UR-RB-Δ	12.28	RSL6863-***-5UR-RB-Δ	10.78					
1,400	Roller	V Groove	SSL6863-***-5VG-RB-Δ	13.50	RSL6863-***-5VG-RB-Δ	12.00					
1,500	Roller	Ductile Iron Crowned	SSL6863-***-5DIC-RB-Δ	13.06	RSL6863-***-5DIC-RB-Δ	11.56					
1,500	Roller	Heavy Duty RollX™	SSL6863-***-5RXHD-RB-Δ	10.10	RSL6863-***-5RXHD-RB-Δ	8.60					

### FINISHES:

- SL68?2 Chrome
- SL68?4 Black
- Inquiries on other finishes welcome



Δ - Spring Type

Type	Wheel Dia.
● A	5" or 6"
■ B	5" or 6"
▲ C	5" or 6" (Std.)
■ D	5" or 6"
● A	8"
● B	8"
▲ C	8" (Std.)
■ D	8"

# SL6803

## SPRING LOADED SERIES

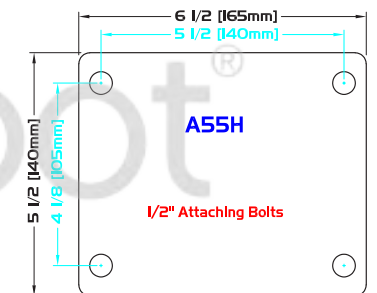
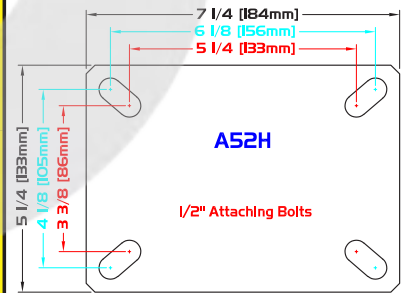
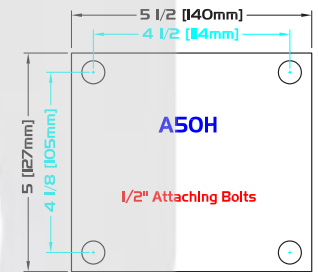
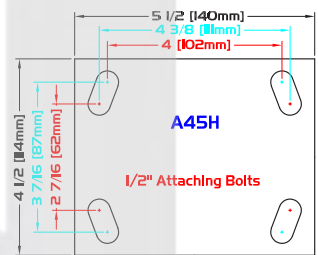
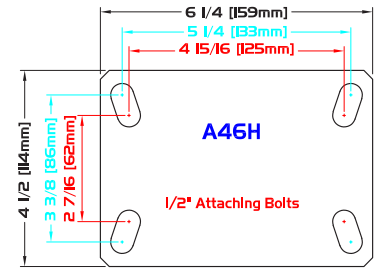
casterdepot.com

STANDARD PLATE: A46H

A46H

H - Plate Thickness: 1/4"

### PLATE DIAGRAMS



WHEEL		CASTER				PART NUMBER					
Diameter	Tread Width	Capacity Lbs.	Bearing Type	Swivel Radius	Overall Height	Wheel Type	Swivel	Caster Weight (lbs)	Rigid	Caster Weight (lbs)	
6"	2"	250	Ball	5 5/16"	8 1/2"	Pneumatic Foam	SSL6863-***-PFC-BB-Δ	9.50	RSL6863-***-PFC-BB-Δ	8.00	
		250	Ball			Pneumatic Foam Grey	SSL6863-***-PFCG-BB-Δ	9.50	RSL6863-***-PFCG-BB-Δ	8.00	
		275	Ball			Pneumatic	SSL6863-***-PNC-BB-Δ	10.41	RSL6863-***-PNC-BB-Δ	8.91	
		275	Ball			Pneumatic Grey	SSL6863-***-PNCG-BB-Δ	10.41	RSL6863-***-PNCG-BB-Δ	8.91	
		450	Ball			Balloon Cushion Rubber Grey	SSL6863-***-BARG-BB-Δ	11.29	RSL6863-***-BARG-BB-Δ	9.79	
		450	Roller			ProTech™ Crown	SSL6863-***-PRO-RB-Δ	10.28	RSL6863-***-PRO-RB-Δ	8.78	
		500	Roller			Moldon Alum. Rubber	SSL6863-***-MAR-RB-Δ	10.96	RSL6863-***-MAR-RB-Δ	9.46	
		500	Roller			Moldon Rubber	SSL6863-***-MR-RB-Δ	12.64	RSL6863-***-MR-RB-Δ	11.14	
		500	Roller			ProTech™ Flat	SSL6863-***-PROF-RB-Δ	10.28	RSL6863-***-PROF-RB-Δ	8.78	
		700	Roller			Polyolefin	SSL6863-***-POX-RB-Δ	9.65	RSL6863-***-POX-RB-Δ	8.15	
		900	Roller			High Temp Phenolic (475°)	SSL6863-***-HTPH-RB-Δ	11.34	RSL6863-***-HTPH-RB-Δ	9.84	
		900	Roller			Moldon Poly. Urethane	SSL6863-***-MPU-RB-Δ	10.74	RSL6863-***-MPU-RB-Δ	9.24	
		950	Roller			Envirothane™	SSL6863-***-U-RB-Δ	10.92	RSL6863-***-U-RB-Δ	9.42	
		950	Precision			Envirothane™ Grey - PB	SSL6863-***-UG-PB-Δ	10.68	RSL6863-***-UG-PB-Δ	9.18	
		950	Roller			Envirothane™ Grey - RB	SSL6863-***-UG-RB-Δ	10.92	RSL6863-***-UG-RB-Δ	9.42	
		950	Precision			Envirothane™ Grey Crowned	SSL6863-***-UGC-PB-Δ	10.63	RSL6863-***-UGC-PB-Δ	9.13	
		1,100	Roller			Lava™	SSL6863-***-LV-RB-Δ	10.05	RSL6863-***-LV-RB-Δ	8.55	
		1,150	Roller			AlThane™	SSL6863-***-ALT-RB-Δ	10.39	RSL6863-***-ALT-RB-Δ	8.89	
		1,200	Roller			Moldon Alum. Urethane	SSL6863-***-MAU-RB-Δ	10.92	RSL6863-***-MAU-RB-Δ	9.42	
		1,200	Roller			Nyroll™	SSL6863-***-NYN-RB-Δ	10.55	RSL6863-***-NYN-RB-Δ	9.05	
1,200	Roller	Phenolic	SSL6863-***-PH-RB-Δ	11.24	RSL6863-***-PH-RB-Δ	9.74					
1,200	Roller	RollX™	SSL6863-***-RX-RB-Δ	10.00	RSL6863-***-RX-RB-Δ	8.50					
1,200	Roller	Solid Steel	SSL6863-***-SS-RB-Δ	13.62	RSL6863-***-SS-RB-Δ	12.12					
1,250	Roller	Moldon Urethane	SSL6863-***-UR-RB-Δ	13.10	RSL6863-***-UR-RB-Δ	11.60					
1,300	Roller	Heavy Duty Lava™	SSL6863-***-LVHD-RB-Δ	10.56	RSL6863-***-LVHD-RB-Δ	9.06					
1,400	Roller	V Groove	SSL6863-***-VG-RB-Δ	14.75	RSL6863-***-VG-RB-Δ	13.25					
1,500	Roller	Ductile Iron Crowned	SSL6863-***-DIC-RB-Δ	14.08	RSL6863-***-DIC-RB-Δ	12.58					
1,500	Roller	Heavy Duty RollX™	SSL6863-***-RXHD-RB-Δ	10.51	RSL6863-***-RXHD-RB-Δ	9.01					
1,500	Precision	RollX™-WOW-PB	SSL6863-***-RXW-PB-Δ	10.87	RSL6863-***-RXW-PB-Δ	8.75					
1,500	Roller	RollX™-WOW	SSL6863-***-RXW-RB-Δ	10.58	RSL6863-***-RXW-RB-Δ	8.46					
8"	2"	550	Ball	6 7/8"	10 1/2"	Balloon Cushion Rubber Grey	SSL6883-***-BARG-BB-Δ	13.51	RSL6883-***-BARG-BB-Δ	12.01	
		600	Roller			Moldon Alum. Rubber	SSL6883-***-MAR-RB-Δ	12.50	RSL6883-***-MAR-RB-Δ	11.00	
		600	Roller			Moldon Rubber	SSL6883-***-MR-RB-Δ	15.12	RSL6883-***-MR-RB-Δ	13.62	
		600	Roller			ProTech™ Crown	SSL6883-***-PRO-RB-Δ	11.81	RSL6883-***-PRO-RB-Δ	10.31	
		650	Roller			ProTech™ Flat	SSL6883-***-PROF-RB-Δ	11.77	RSL6883-***-PROF-RB-Δ	10.27	
		900	Roller			Polyolefin	SSL6883-***-POX-RB-Δ	10.79	RSL6883-***-POX-RB-Δ	9.29	
		1,000	Roller			Moldon Poly. Urethane	SSL6883-***-MPU-RB-Δ	11.96	RSL6883-***-MPU-RB-Δ	10.46	
		1,100	Roller			High Temp Phenolic (475°)	SSL6883-***-HTPH-RB-Δ	13.34	RSL6883-***-HTPH-RB-Δ	11.84	
		1,100	Roller			Envirothane™	SSL6883-***-U-RB-Δ	12.58	RSL6883-***-U-RB-Δ	11.08	
		1,100	Precision			Envirothane™ Grey - PB	SSL6883-***-UG-PB-Δ	12.45	RSL6883-***-UG-PB-Δ	10.95	
		1,100	Roller			Envirothane™ Grey - RB	SSL6883-***-UG-RB-Δ	12.58	RSL6883-***-UG-RB-Δ	11.08	
		1,100	Precision			Envirothane™ Grey Crowned	SSL6883-***-UGC-PB-Δ	12.51	RSL6883-***-UGC-PB-Δ	11.01	
		1,200	Roller			AlThane™	SSL6883-***-ALT-RB-Δ	11.64	RSL6883-***-ALT-RB-Δ	10.14	
		1,200	Roller			Lava™	SSL6883-***-LV-RB-Δ	11.53	RSL6883-***-LV-RB-Δ	10.03	
		1,250	Roller			Moldon Alum. Urethane	SSL6883-***-MAU-RB-Δ	12.68	RSL6883-***-MAU-RB-Δ	11.18	
		1,250	Roller			Nyroll™	SSL6883-***-NYN-RB-Δ	12.09	RSL6883-***-NYN-RB-Δ	10.59	
		1,250	Roller			Phenolic	SSL6883-***-PH-RB-Δ	13.24	RSL6883-***-PH-RB-Δ	11.74	
		1,250	Roller			RollX™	SSL6883-***-RX-RB-Δ	11.48	RSL6883-***-RX-RB-Δ	9.98	
		1,250	Roller			Solid Steel	SSL6883-***-SS-RB-Δ	16.68	RSL6883-***-SS-RB-Δ	15.18	
		1,250	Roller			Semi Steel	SSL6883-***-ST-RB-Δ	16.68	RSL6883-***-ST-RB-Δ	15.18	
1,250	Roller	Moldon Urethane	SSL6883-***-UR-RB-Δ	15.84	RSL6883-***-UR-RB-Δ	14.34					
1,250	Roller	V Groove	SSL6883-***-VG-RB-Δ	18.64	RSL6883-***-VG-RB-Δ	17.14					

\* Caster weight based on Standard Plate

# SL6803


SPRING LOADED SERIES

[casterdepot.com](http://casterdepot.com)

## STEMS

STANDARD THREADED LENGTH: 4"  
STANDARD ROUND LENGTH: 4"

CUSTOM DIAMETERS: any  
STANDARD LENGTHS: any



### THREADED STEMS

***	DIAMETER	LENGTH	TYPE
1/2-13X4HO	1/2"	4"	NC
5/8-11X4	5/8"	4"	NC
3/4-10X4	3/4"	4"	NC
7/8-9X4	7/8"	4"	NC
1-8X4	1"	4"	NC

### ROUND STEMS

***	DIAMETER	LENGTH	TYPE
500 X 4	1/2"	4"	Plain
625 X 4	5/8"	4"	Plain
750 X 4	3/4"	4"	Plain
875 X 4	7/8"	4"	Plain
1.000 X 4	1"	4"	Plain
1.375 X 4	1 3/8"	4"	Plain

CasterDepot®