

4000 SERIES

300 LBS
casterdepot.com



FEATURES

KINGPIN: 21/64", 9/16", 3/4", 3/4", 7/8" diameter rivet
RACEWAY: 5/32", 3/16", 7/32", 1/4", 3/8" diameter upper race; hardened steel load bearings
BUSHING: Nylon, steel roller or ball bearing (BB available on some applications)

AXLE&NUT: 3/16" riveted axle, 1/4", 5/16", 3/8", 3/8" axle and lock nut
FINISH: Corrosion resistant bright zinc
SPECIAL: Large single raceway deeply embossed for extra strength



EXCELLENT FOR:

- General to medium duty usage
- Hardware
- Factory
- Warehouses
- Economical without sacrificing durability

OPTIONS:

- SLB Side Locking Brake (for 4" only)
- TLB Top Locking Brake (for 2", 2 1/2" and 3" only)
- BB Ball Bearing (available on some applications)

FINISHES:

- 40?N Nickel
 - 40?1 Brass
 - 40?2 Chrome
 - 40?4 Black
- Inquiries on other finishes welcome

| WHEEL | | CASTER | | | | PART NUMBER | | | | |
|----------|-------------|-----------------------|-----------------------|---------------|-----------------------|---------------------------|-----------------|---------------------|-----------------|---------------------|
| Diameter | Tread Width | Capacity Lbs. | Bearing Type | Swivel Radius | Overall Height | Wheel Type | Swivel | Caster Weight (lbs) | Rigid | Caster Weight (lbs) |
| 1 1/4" | 9/16" | 30 | Nylon | 1 3/32" | 1 3/4" | Moldon Poly. Urethane | S4125-A10C-PLY | 0.15 | R4125-R10C-PLY | 0.10 |
| 2" | 7/8" | 75 | Plain | 2" | 2 1/2" | ProTech™ | S4002-A19C-PROF | 0.37 | R4002-R20C-PROF | 0.23 |
| | | 80 | Nylon | | | Soft Rubber | S4002-A19C-SR | 0.47 | R4002-R20C-SR | 0.33 |
| | | 100 | Nylon | | | Hard Rubber | S4002-A19C-HR | 0.47 | R4002-R20C-HR | 0.33 |
| | | 100 | Plain | | | Polyolefin | S4002-A19C-PO | 0.36 | R4002-R20C-PO | 0.22 |
| | | 100 | Nylon | | | Envirothane™ | S4002-A19C-U | 0.43 | R4002-R20C-U | 0.29 |
| | | 100 | Nylon | | | Envirothane™ Grey | S4002-A19C-UG | 0.43 | R4002-R20C-UG | 0.29 |
| 125 | Plain | Semi Steel | S4002-A19C-ST | 0.81 | R4002-R20C-ST | 0.67 | | | | |
| 2 1/2" | 1 1/8" | 100 | Nylon | 2 3/8" | 3 1/4" | Soft Rubber | S4025-A29D-SR | 1.00 | R4025-R25C-SR | 0.84 |
| | | 150 | Nylon | | | Hard Rubber | S4025-A29D-HR | 1.00 | R4025-R25C-HR | 0.85 |
| | | 160 | Plain | | | Moldon Poly. Urethane | S4025-A29D-PLY | 1.00 | R4025-R25C-PLY | 0.85 |
| | | 200 | Plain | | | Polyolefin | S4025-A29D-PO | 0.81 | R4025-R25C-PO | 0.66 |
| | | 200 | Plain | | | Semi Steel | S4025-A29D-ST | 1.43 | R4025-R25C-ST | 1.28 |
| | | 200 | Steel | | | High Temp Phenolic (475°) | S4003-A32D-HTPH | 1.51 | R4003-R30D-HTPH | 1.16 |
| 200 | Nylon | Soft Rubber | S4003-A32D-SR | 1.51 | R4003-R30D-SR | 1.16 | | | | |
| 200 | Steel | Soft Rubber Grey | S4003-A32D-SRG | 1.49 | R4003-R30D-SRG | 1.14 | | | | |
| 225 | Nylon | ProTech™ | S4003-A32D-PROF | 1.28 | R4003-R30D-PROF | 0.93 | | | | |
| 225 | Ball | ProTech™ | S4003-A32D-PROF-BB | 1.43 | R4003-R30D-PROF-BB | 1.08 | | | | |
| 225 | Ball | ProTech™ Blue | S4003-A32D-PROFB-BB | 1.43 | R4003-R30D-PROFB-BB | 1.08 | | | | |
| 250 | Nylon | Hard Rubber | S4003-A32D-HR | 1.51 | R4003-R30D-HR | 1.16 | | | | |
| 250 | Steel | Hard Rubber Grey | S4003-A32D-HRG | 1.57 | R4003-R30D-HRG | 1.22 | | | | |
| 250 | Steel | Lava™ | S4003-A32D-1 1/2LV | 1.46 | R4003-R30D-1 1/2LV | 1.11 | | | | |
| 250 | Steel | Phenolic | S4003-A32D-PH | 1.40 | R4003-R30D-PH | 1.05 | | | | |
| 250 | Roller | Phenolic | S4003-A32D-1 1/2PH-RB | 1.83 | R4003-R30D-1 1/2PH-RB | 1.48 | | | | |
| 250 | Plain | Polyolefin | S4003-A32D-PO | 1.19 | R4003-R30D-PO | 0.84 | | | | |
| 250 | Plain | Heavy Duty Polyolefin | S4003-A32D-POHD | 1.29 | R4003-R30D-POHD | 0.94 | | | | |
| 250 | Steel | RollX™ | S4003-A32D-1 1/2RX | 1.46 | R4003-R30D-1 1/2RX | 1.11 | | | | |
| 250 | Steel | Solid Steel | S4003-A32D-SS | 2.03 | R4003-R30D-SS | 1.68 | | | | |
| 250 | Nylon | Envirothane™ | S4003-A32D-U | 1.37 | R4003-R30D-U | 1.02 | | | | |
| 250 | Nylon | Envirothane™ Grey | S4003-A32D-UG | 1.37 | R4003-R30D-UG | 1.02 | | | | |
| 250 | Steel | V Groove | S4003-A32D-VG | 2.33 | R4003-R30D-VG | 1.98 | | | | |

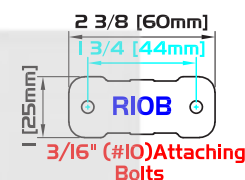
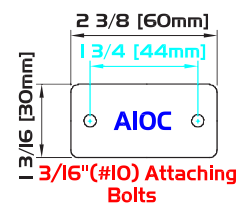


SWIVEL PLATE FOR 4125: A10C
 RIGID PLATE FOR 4125: R10B
 SWIVEL PLATE FOR 4002: A19C

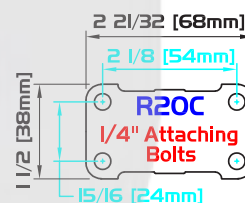
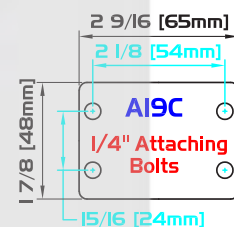
RIGID PLATE FOR 4002: R20C
 SWIVEL PLATE FOR 4025: A29D
 RIGID PLATE FOR 4025: R25C

PLATE DIAGRAMS

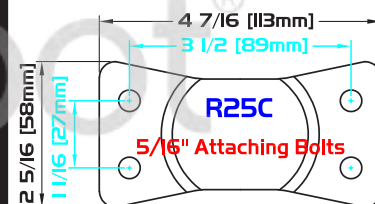
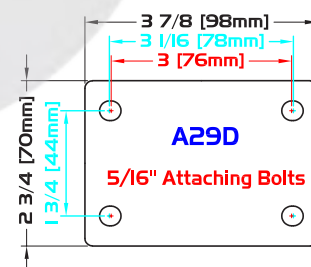
For 4125 Caster



For 4002 Caster



For 4025 Caster



| WHEEL | | CASTER | | | | PART NUMBER | | | | | |
|----------|-------------|---------------|------------------|---------------|------------------|---------------------------|--------------------|---------------------|--------------------|---------------------|--|
| Diameter | Tread Width | Capacity Lbs. | Bearing Type | Swivel Radius | Overall Height | Wheel Type | Swivel | Caster Weight (lbs) | Rigid | Caster Weight (lbs) | |
| 4" | 1 1/2" | 250 | Nylon | 3 3/8" | 5" | Soft Rubber | S4004-A41E-SR | 2.89 | R4004-R40D-SR | 2.36 | |
| | | 275 | Nylon | | | Hard Rubber | S4004-A41E-HR | 2.89 | R4004-R40D-HR | 2.36 | |
| | | 275 | Plain | | | Polyolefin | S4004-A41E-PO | 2.02 | R4004-R40D-PO | 1.50 | |
| | | 300 | Roller | | | High Temp Phenolic (475°) | S4004-A41E-HTPH-RB | 3.04 | R4004-R40D-HTPH-RB | 2.51 | |
| | | 300 | Steel | | | Lava™ | S4004-A41E-LV | 2.51 | R4004-R40D-LV | 1.98 | |
| | | 300 | Roller | | | Lava™ | S4004-A41E-LV-RB | 2.84 | R4004-R40D-LV-RB | 2.31 | |
| | | 300 | Delrin | | | Phenolic | S4004-A41E-PH-DB | 2.56 | R4004-R40D-PH-DB | 2.03 | |
| | | 300 | Roller | | | Phenolic | S4004-A41E-PH-RB | 2.74 | R4004-R40D-PH-RB | 2.21 | |
| | | 300 | Roller | | | Polyolefin | S4004-A41E-PO-RB | 2.38 | R4004-R40D-PO-RB | 1.85 | |
| | | 300 | Delrin | | | ProTech™ | S4004-A41E-PROF-DB | 2.36 | R4004-R40D-PROF-DB | 1.83 | |
| | | 300 | Roller | | | ProTech™ | S4004-A41E-PROF-RB | 2.54 | R4004-R40D-PROF-RB | 2.01 | |
| | | 300 | Steel | | | RollX™ | S4004-A41E-RX | 2.51 | R4004-R40D-RX | 1.98 | |
| | | 300 | Roller | | | RollX™ | S4004-A41E-RX-RB | 2.75 | R4004-R40D-RX-RB | 2.22 | |
| | | 300 | Delrin | | | Solid Steel | S4004-A41E-SS-DB | 4.22 | R4004-R40D-SS-DB | 3.69 | |
| | | 300 | Roller | | | Solid Steel | S4004-A41E-SS-RB | 4.40 | R4004-R40D-SS-RB | 3.87 | |
| | | 300 | Delrin | | | Envirothane™ | S4004-A41E-U-DB | 2.48 | R4004-R40D-U-DB | 1.95 | |
| | | 300 | Roller | | | Envirothane™ | S4004-A41E-U-RB | 2.66 | R4004-R40D-U-RB | 2.13 | |
| | | 300 | Delrin | | | Envirothane™ Grey | S4004-A41E-UG-DB | 2.48 | R4004-R40D-UG-DB | 1.95 | |
| | | 300 | Roller | | | Envirothane™ Grey | S4004-A41E-UG-RB | 2.66 | R4004-R40D-UG-RB | 2.13 | |
| | | 300 | Delrin | | | V Groove | S4004-A41E-VG-DB | 4.46 | R4004-R40D-VG-DB | 3.93 | |
| 300 | Roller | V Groove | S4004-A41E-VG-RB | 4.64 | R4004-R40D-VG-RB | 4.11 | | | | | |

PLATE DIAGRAMS

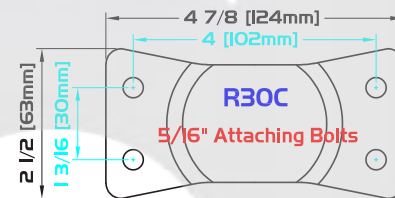
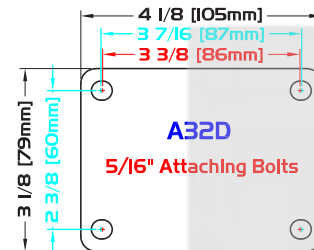
SWIVEL PLATE FOR 4003: A32D
RIGID PLATE FOR 4003: R30C

SWIVEL PLATE FOR 4004: A41E
RIGID PLATE FOR 4004: R40D

SPECIFICATIONS

| | LEG SPACING | KINGPIN | RACEWAY | AXLE | YOKE & PLATE |
|------|-------------|---------|---------|-------------|--------------|
| 4125 | 11/16" | 21/64" | 5/32" | 3/16" Rivet | Hardened |
| 4002 | 1" | 9/16" | 3/16" | 1/4" | Soft |
| 4025 | 1 7/16" | 3/4" | 7/32" | 5/16" | Soft |
| 4003 | 1 5/8" | 3/4" | 1/4" | 3/8" | Soft |
| 4004 | 2" | 7/8" | 3/8" | 3/8" | Soft |

For 4003 Caster



For 4004 Caster

