




2009 SERIES



275LBS
casterdepot.com



FEATURES

KINGPIN: 5/8" diameter coined rivet
RACEWAY: 1/4" diameter upper race; 1/4" diameter lower race; hardened steel load bearings
BUSHING: Nylon, delrin, steel or ball bearing
AXLE&NUT: 5/16" axle and lock nut
FINISH: Corrosion resistant Stainless Steel Polished

SPECIAL: Complete stainless steel caster including DLB. Double brake locks wheel and swivel in any direction. 100% Moisture Friendly.
MATERIAL: 304 Stainless steel
LEG SPACING: 1 5/8"

EXCELLENT FOR:

- Bacteria-free environments
- Hospitals
- Food service equipment
- Food processing machinery
- Pharmaceutical equipment



OPTIONS:

- DLB Double Locking Brake (swivel only)
- DLB1 DLB with Cast Aluminum Pedal (for high-temp applications)
- PWB Pedal Wheel Brake
- SWLB Swivel Locking Brake (swivel only)
- BB Ball Bearing (PROF, SR, SRG, U and UG)
- BBSS Stainless Steel Ball Bearing
- C Raceway Seal - Standard (except with HTPH and LV wheels)
- CD Cross Drilled holes
- EXP Expandable stems
- HO Bolt Hole (for threaded stems)
- TG Thread Guards (not stainless steel)
- Z Zerk in Axle

SPECIAL:

- Moisture Friendly
- All stems available in stainless steel upon request
- Die Cast Pedal available for high temp applications

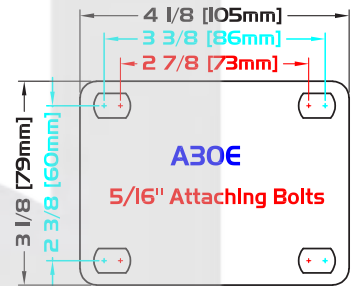
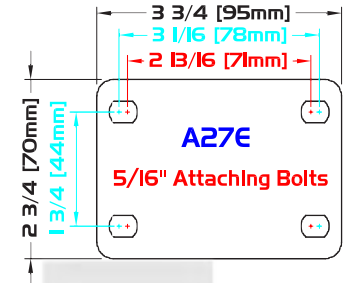
WHEEL		CASTER				PART NUMBER				
Diameter	Tread Width	Capacity Lbs.	Bearing Type	Swivel Radius	Overall Height	Wheel Type	Swivel	Caster Weight (lbs)	Rigid	Caster Weight (lbs)
3"	1 1/4"	200	Stainless	2 3/4"	4 3/4"	High Temp Phenolic (475°)	S2039-***-HTPH	1.78	R2039-***-HTPH	1.43
		225	Nylon			ProTech™ Flat	S2039-***-PROF	1.55	R2039-***-PROF	1.20
		225	Ball			ProTech™ Flat - BB	S2039-***-PROF-BB	1.70	R2039-***-PROF-BB	1.35
		225	Ball			ProTech™ Flat Blue - BB	S2039-***-PROFB-BB	1.70	R2039-***-PROFB-BB	1.35
		250	Steel			Hard Rubber	S2039-***-HR	1.90	R2039-***-HR	1.55
		250	Steel			Hard Rubber Grey	S2039-***-HRG	1.85	R2039-***-HRG	1.50
		250	Plain			Polyolefin	S2039-***-PO	1.45	R2039-***-PO	1.10
		250	Steel			Soft Rubber	S2039-***-SR	1.72	R2039-***-SR	1.37
		250	Steel			Soft Rubber Grey	S2039-***-SRG	1.81	R2039-***-SRG	1.46
		275	Stainless			Lava™	S2039-***-1 1/2LV	1.74	R2039-***-1 1/2LV	1.39
		275	Stainless			Phenolic	S2039-***-PH	1.68	R2039-***-PH	1.33
		275	Stainless			RollX™	S2039-***-1 1/2RX	1.75	R2039-***-1 1/2RX	1.40
		275	Steel			Solid Steel	S2039-***-SS	2.31	R2039-***-SS	1.96
		275	Nylon			Envirothane™	S2039-***-U	1.63	R2039-***-U	1.28
		275	Nylon			Envirothane™ Grey	S2039-***-UG	1.63	R2039-***-UG	1.28
		4"	1 1/4"			250	Steel	3 3/16"	5 5/8"	Hard Rubber
250	Steel			Hard Rubber Grey	S2049-***-HRG	2.25	R2049-***-HRG			1.90
250	Stainless			High Temp Phenolic (475°)	S2049-***-HTPH	2.25	R2049-***-HTPH			1.90
250	Annular			Moldon Alum. Rubber	S2049-***-MAR-AB	2.12	R2049-***-MAR-AB			1.77
250	Stainless			Polyolefin	S2049-***-1 1/2PO	1.68	R2049-***-1 1/2PO			1.33
250	Steel			Soft Rubber	S2049-***-SR	2.09	R2049-***-SR			1.74
250	Steel			Soft Rubber Grey	S2049-***-SRG	2.09	R2049-***-SRG			1.74
275	Stainless			Lava™	S2049-***-1 1/2LV	2.09	R2049-***-1 1/2LV			1.74
275	Stainless			Phenolic	S2049-***-PH	2.04	R2049-***-PH			1.69
275	Ball			Moldon Poly. Urethane	S2049-***-PLY-BB-TG	1.91	R2049-***-PLY-BB-TG			1.56
275	Nylon			ProTech™ Flat	S2049-***-PROF	1.74	R2049-***-PROF			1.39
275	Ball			ProTech™ Flat - BB	S2049-***-PROF-BB	1.90	R2049-***-PROF-BB			1.55
275	Ball			ProTech™ Flat Blue - BB	S2049-***-PROFB-BB	1.90	R2049-***-PROFB-BB			1.55
275	Stainless			RollX™	S2049-***-1 1/2RX	2.10	R2049-***-1 1/2RX			1.75
275	Steel			Solid Steel	S2049-***-SS	3.28	R2049-***-SS			2.93
275	Nylon			Envirothane™	S2049-***-U	1.86	R2049-***-U			1.51
275	Nylon	Envirothane™ Grey	S2049-***-UG	1.86	R2049-***-UG	1.51				



STANDARD PLATE: A27E

E - Plate Thickness: 1/8"

PLATE DIAGRAMS



WHEEL

CASTER

PART NUMBER

Diameter	Tread Width	Capacity Lbs.	Bearing Type	Swivel Radius	Overall Height	Wheel Type	Swivel	Caster Weight (lbs)	Rigid	Caster Weight (lbs)
5"	1 1/4"	250	Steel	3 5/8"	6 9/16"	Hard Rubber	S2059-***-HR	2.73	R2059-***-HR	2.39
		250	Plain			Polyolefin	S2059-***-PO	1.80	R2059-***-PO	1.46
		250	Steel			Soft Rubber	S2059-***-SR	2.70	R2059-***-SR	2.36
		250	Steel			Soft Rubber Grey	S2059-***-SRG	2.70	R2059-***-SRG	2.36
		275	Stainless			High Temp Phenolic (475°)	S2059-***-HTPH	2.90	R2059-***-HTPH	2.56
		275	Stainless			Lava™	S2059-***-1 1/2LV	2.46	R2059-***-1 1/2LV	2.12
		275	Annular			Moldon Alum. Rubber	S2059-***-MAR-AB	2.44	R2059-***-MAR-AB	2.10
		275	Stainless			Phenolic	S2059-***-PH	2.56	R2059-***-PH	2.22
		275	Ball			Moldon Poly. Urethane	S2059-***-PLY-BB-TG	2.16	R2059-***-PLY-BB-TG	1.82
		275	Nylon			ProTech™ Flat	S2059-***-PROF	1.93	R2059-***-PROF	1.59
		275	Ball			ProTech™ Flat - BB	S2059-***-PROF-BB	2.10	R2059-***-PROF-BB	1.76
		275	Ball			ProTech™ Flat Blue - BB	S2059-***-PROFB-BB	2.10	R2059-***-PROFB-BB	1.76
		275	Stainless			RollX™	S2059-***-1 1/2RX	2.47	R2059-***-1 1/2RX	2.13
		275	Steel			Solid Steel	S2059-***-SS	3.55	R2059-***-SS	3.21
		275	Nylon			Envirothane™	S2059-***-U	2.18	R2059-***-U	1.84
		275	Nylon			Envirothane™ Grey	S2059-***-UG	2.18	R2059-***-UG	1.84

STEMS

(All Stems are NOT stainless unless otherwise specified)

* Caster weight based on Standard Plate


SPECIAL THREADS

***	DIAMETER	LENGTH
3/8-***X length HO	3/8"	ANY
7/16-***X length HO	7/16"	ANY
1/2-***X length HO	1/2"	ANY
5/8-***X length HO	5/8"	ANY
3/4-***X length HO	3/4"	ANY



ROUND STEMS

***	DIAMETER	LENGTH	TYPE
437X1 7/8	7/16"	1 7/8"	Plain
437SX1	7/16"	1"	Friction Ring
437SX1 5/16	7/16"	1 5/16"	Friction Ring
437SX1 7/8	7/16"	1 7/8"	Friction Ring
625S	5/8"	1 5/8"	Friction Ring
812S	13/16"	2"	Friction Ring
862S	.862"	2"	Friction Ring
875S	7/8"	2"	Friction Ring
995S	.995"	2 1/2"	Friction Ring
1.050S	1 3/64"	2 1/2"	Friction Ring



* Tapped holes upon request.
** Special CD hole locations upon request.
*** Friction rings not applied with cross drill

STEMS

ROUND LENGTH: vary
 EXPANDABLE LENGTH: vary
 SQUARE LENGTH: 2"

SPECIAL THREADS LENGTH: vary
 SPECIAL LENGTH: vary
 BOLT HOLES: vary

* Stainless Steel Stems available upon request.



RD EXP Stem



SQ EXP Stem

EXPANDABLE ROUND STEMS

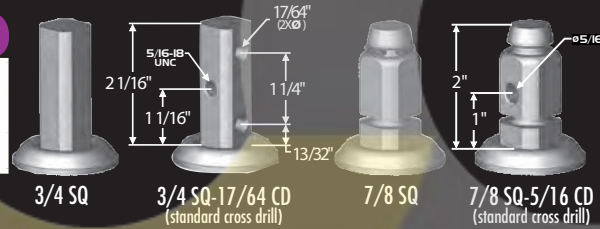
***	DIAMETER	LENGTH	TYPE
3/4RDEXP	3/4"	3 1/8"	Rubber
7/8RDEXP	7/8"	3 1/8"	Rubber
1RDEXP	1"	4 1/4"	Rubber
1 1/8RDEXP	1 1/8"	4 1/4"	Rubber
1 3/8RDEXP	1 3/8"	4 1/4"	Rubber
1 1/2RDEXP	1 1/2"	4 1/4"	Rubber

EXPANDABLE SQUARE STEMS

***	DIAMETER	LENGTH	TYPE
3/4SQEXP	3/4"	3 1/8"	Rubber
7/8SQEXP	7/8"	3 1/8"	Rubber
1SQEXP	1"	4 1/4"	Rubber
1 1/8SQEXP	1 1/8"	4 1/4"	Rubber
1 3/8SQEXP	1 3/8"	4 1/4"	Rubber
1 1/2SQEXP	1 1/2"	4 1/4"	Rubber

SQUARE STEMS


***	DIAMETER	LENGTH
3/4SQ	3/4"	2"
7/8SQ	7/8"	2"



* Tapped holes upon request.
 ** Special CD hole locations upon request.
 *** Friction rings not applied with cross drill

SPECIAL STEMS

***	DIAMETER	LENGTH
3/4NPT	1"	3/4"
EXP	1 1/2"	3 1/2"



3/4 NPT Stem

EXP Stem

BOLT HOLES

BOLT HOLES

***	DIAMETER
3/8HOLE	3/8"
7/16HOLE	7/16"
1/2HOLE	1/2"
5/8HOLE	5/8"



Bolt Hole

*Specialty diameter threaded stems and lengths available for bolt hole casters.

