

0900 SERIES

125LBS
casterdepot.com



FEATURES

KINGPIN: 7/16" rivet
RACEWAY: 7/32" diameter upper and lower race; hardened steel load bearings
BUSHING: Nylon or steel
AXLE&NUT: 1/4" axle and lock nut
FINISH: Corrosion resistant bright zinc finish

HARDENED: Yoke and washers
SPECIAL: Most stems available for swivel and rigid casters. Upper and lower diameter race is equal for added performance and strength
LEG SPACING: 1"

EXCELLENT FOR:

- Institutional furniture
- Hospitals
- Food service equipment
- Tool boxes
- Store fixtures



ICE

ICE BLACK

ICE BLUE

ICE GREEN

ICE ORANGE

ICE PINK

ICE PURPLE

ICE RED

POLYOLEFIN

PROTECH FLAT

SOFT RUBBER

SOFT RUBBER GREY

CONDUCTIVE SOFT RUBBER

ENVIROTHANE

ENVIROTHANE GREY

OPTIONS:

- TLB Top Locking Brake (swivel only)
 SLB Side Locking Brake (SLB will not work with PB or TG)
 AR Riveted Axle
 CD Cross Drilled holes
 TG Thread Guards

FINISHES:

- 0932 Chrome
 0934 Black
 0935 Yellow Chromate
 Inquiries on other finishes welcome

WHEEL		CASTER			PART NUMBER					
Diameter	Tread Width	Capacity Lbs.	Bearing Type	Swivel Radius	Overall Height	Wheel Type	Swivel	Caster Weight (lbs)	Rigid	Caster Weight (lbs)
3"	7/8"	75	Plain	2 3/8"	3 7/8"	ProTech™ Flat	S0933-***-PROF	0.88	R0933-***-PROF	0.71
		100	Steel			Conductive Soft Rubber	S0933-***-CSR	1.02	R0933-***-CSR	0.85
		100	Precision			Ice	S0933-***-ICE-PB	1.00	R0933-***-ICE-PB	0.83
		100	Steel			Soft Rubber	S0933-***-SR	1.02	R0933-***-SR	0.85
		100	Steel			Soft Rubber Grey	S0933-***-SRG	1.02	R0933-***-SRG	0.85
		125	Plain			Polyolefin	S0933-***-PO	0.88	R0933-***-PO	0.72
		125	Nylon			Envirothane™	S0933-***-U	0.94	R0933-***-U	0.77
		125	Nylon			Envirothane™ Grey	S0933-***-UG	0.94	R0933-***-UG	0.77

* Caster weight based on Standard Plate

ICE WHEEL COLOURS +Actual colours may vary

COLOUR	PART NUMBER	SIZE AVAILABILITY
CLEAR	ICE	2" * 2 5/16" * 3"
BLUE	ICEB	2" * 2 5/16" * 3"
BLACK	ICEBL	2"
GREEN*	ICEG*	2" * 2 5/16" * 3"
ORANGE*	ICEO*	3"*
PURPLE*	ICEP*	3"*
PINK	ICEPI	3"
RED*	ICER*	2" * 2 5/16" * 3"

* Custom order run 2,500 pieces minimum. Call for availability

Caster Depot

PLATE DIAGRAMS

STANDARD PLATE: A28D

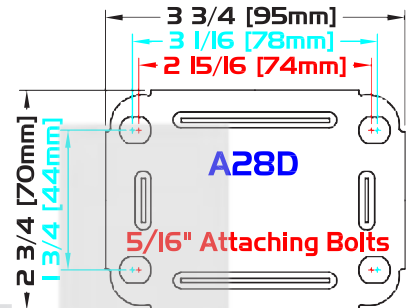
Plate Thickness: 3/32"



Threaded Stem HW



Threaded Stem HN



THREADED STEMS HEX WASHER

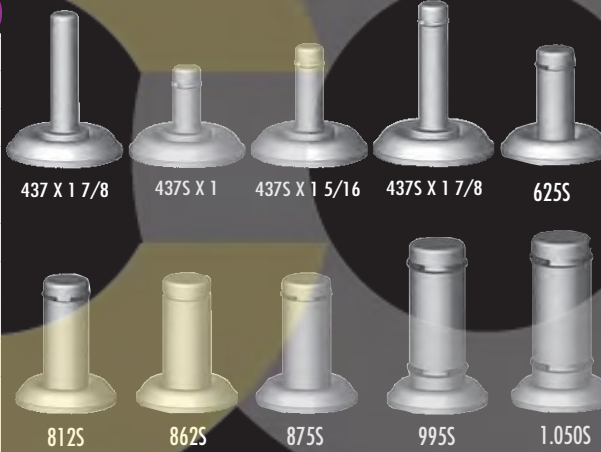
***	DIAMETER	LENGTH	TYPE
3/8-16X1HW	3/8"	1"	NC
1/2-13X1HW	1/2"	1"	NC
1/2-13X1 1/2HW	1/2"	1 1/2"	NC
1/2-13X2 1/4HW	1/2"	2 1/4"	NC

THREADED STEMS HEX NUT

***	DIAMETER	LENGTH	TYPE
1/2-13X1HN	1/2"	1"	NC
1/2-13X1 7/8HN	1/2"	1 7/8"	NC
1/2-13X3 1/2HN	1/2"	3 1/2"	NC

ROUND STEMS

***	DIAMETER	LENGTH	TYPE
437X1 7/8	7/16"	1 7/8"	Plain
437SX1	7/16"	1"	Friction Ring
437SX1 5/16	7/16"	1 5/16"	Friction Ring
437SX1 7/8	7/16"	1 7/8"	Friction Ring
625S	5/8"	1 5/8"	Friction Ring
812S	13/16"	2"	Friction Ring
862S	.862"	2"	Friction Ring
875S	7/8"	2"	Friction Ring
995S	.995"	2 1/2"	Friction Ring
1.050S	1 3/64"	2 1/2"	Friction Ring

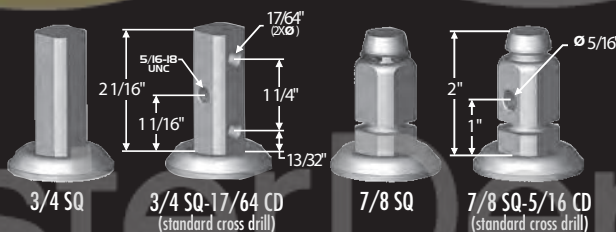


* Tapped holes upon request.
 ** Special CD hole locations upon request.
 *** Friction rings not applied with cross drill

SQUARE STEMS

***	DIAMETER	LENGTH
3/4SQ	3/4"	2"
7/8SQ	7/8"	2"

* Tapped holes upon request.
 ** Special CD hole locations upon request.
 *** Friction rings not applied with cross drill



SPECIAL STEMS

***	DIAMETER	LENGTH
3/4NPT	1"	3/4"
EXP	1 1/2"	3 1/2"

