

SOFTNESS →



↓ CONVERSION



↓ SOLIDITY



The pride of Top Quality  
**FOOT MASTER®**  
Casters & Wheels

- LEVELING CASTERS
- SHOCK ABSORBING CASTERS
- AGV CASTERS
- LIGHT DUTY CASTERS
- MEDIUM DUTY CASTERS
- HEAVY DUTY CASTERS



**GENERAL CATALOGUE**

CasterDe



# Understanding all products line

## √ Functional casters



**Leveling Casters**

Multi-Functional casters provide for ease of adjustment and level setting for a wide variety of machines, equipment and work stations.

- Innovative casters combined with levelers
- Smart solution for one moving and one setting

**Shock absorbing Casters**



Offering excellent stability from perpendicular load by using special rubber shock absorber instead of spring casters.

- Small type of shock absorbing
- Fine shock absorbing

**AGV Casters**



FOOT MASTER's AGV casters help AGV's decrease track wear, improve maneuverability and increase durability necessary for 24/7 operation.

- Smaller radius / Low turning resistance
- Excellent durability / Long life time



## √ General casters

**Light duty Casters**



Lightest innovation starting from 600W casters. Material handling.

**Medium duty Casters**



Performing highest durability with no lubrication. Customer's satisfaction possible by handling with minimum power.

**Heavy duty Casters**



Easy handling even though it's loaded very heavily. Load capacity up to 8000 PWT casters.

# CasterDepot®

## √ Other categories

**Trolleys**



Silent and smooth drive. Safe and strong structure.

**Levelers**



Leveling foot with no leveling difficulties or blocks. Easy leveling under heavy load.

**Special casters & wheels**



Running wheels and guide wheels for 24 hour moving robots. AGV or MGV casters for special use.

# Introduction of New Products

√ **GDSP series, Shock absorbing casters**

360kg : P15



GDSP-150-ASF-MUD



GDSP-150-ARF-MUD



GDSP-150-BSF-MUD

√ **PL series, High elasticity wheel**

110kg : P3 5



PL-100-ASF-SUND



PL-100-ARF-SUND



PL-100-BSF-SUND

√ **SPM series(Stainless), MC nylon wheel**

400kg : P32



SPM-130-ASF-MCD



SPM-130-ARF-MCD



SPM-130-BSF-MCD

√ **GDS-130/150/200 EU, US Top plate**

350kg : P12



GDS-130-ARF-HUD-PUS



GDS-150-ASF-HUD-PEU



GDS-200-BSF-HUD-PUS

# JUST FOR YOUR SUCCESS & EXPANSION

We Promise to Provide high Quality Products.

## - Contents -

FOOMA®

### Leveling Casters

- GD ----- P06
- GDN ----- P08
- GDR ----- P08
- SGDN ----- P10

### Medium duty Caster

- RT ----- P41
- PM ----- P42
- GH ----- P43
- PH ----- P44
- PHS ----- P45
- PMW ----- P46
- PHW ----- P47

### Shock absorbing Casters

- GDS ----- P12
- GDSD ----- P14
- GDSP ----- P15
- GSST ----- P16
- G ----- P17

### Heavy duty Caster

- GF ----- P48
- GXT ----- P49
- GXTT ----- P51
- GXTD ----- P52
- UGXT ----- P53

### AGV Casters

- GXTD ----- P19
- GSAD ----- P20
- GXTS ----- P21
- GXTA ----- P22

### Levelers

- PC ----- P54
- PF ----- P54
- PFR ----- P54
- PFA ----- P54
- F ----- P55
- FR ----- P55
- FS ----- P55

### Compact Casters

- GLH ----- P23
- JS ----- P25

### Trolleys

- FT ----- P56
- PT ----- P56

### Heat resisting Casters

- PL ----- P26

### Wheel & Custom made

- Wheel series ----- P57
- Custom made ----- P67

### Stainless Casters

- SGDN ----- P28
- SGL ----- P30
- SPM ----- P32

### Numbering System

- Numbering System ----- P73

### Light duty Casters

- GL ----- P33
- PL ----- P35
- P ----- P37
- GDC ----- P39
- GDD ----- P40

### Packing info. & Instruction manual

- Packing info. ----- P74

# GD series

Leveling casters  
one moving and one set/anti-vibration



60 ~ 1,500 kg

✓ RoHS



- Aluminum profiles/Pipe joint system
- Tester, Measuring instrument, Precision Machine
- Vending Machine, ATM, General machine
- Communication equipment, Medical appliances
- Work station, Utility stands



GD

GD		WHEEL TYPES											
			[mm]	[mm]	[kg]	[mm]	[mm]	[mm]	[mm]	[mm]	[mm]	[mm]	[mm]
GD-40-F	-	NYN	42	20	60	71+10	30	55x55	42x42	6.5			
GD-60-F	-	NYN		25	280	82+10	36	73x73	58x58	7 or 8.5			
		HUP	50	25									
		MCN		25									
GD-80-F	-	NYN		28	550	103+15	46	90x90	70x70	9			
		HUP	63	28									
		MCN		28									
GD-100-F	-	NYN		30	800	120+12	53	95x95	70x70	11			
		HUP	75	30									
		MCN		30									
GD-120-F	-	NYN		30	1,000	120+12	52	95x95	70x70	11			
		MCN	75	30									
GD-150-F	-	MCN	90	55	1,500	132+15	69	100x100	70x70	13			

✓ Recommended Load = Load Cap. X 2    ✓ Temp. Range : -10 ~ 90°C

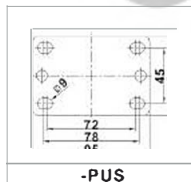


One moving and one set / a caster combined with a leveler

FOOT MASTER® leveling casters are Innovative multi-functional products.

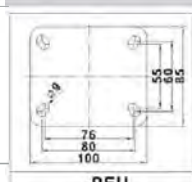
- Moving a piece of equipment into a desired location and setting the unit into the exact position is easier, FOOT MASTER® leveling casters offer a smart solution.
- In addition, this pad allows for mirror adjustments in leveling requirements, helping the equipment positioned safely.
- Production lines where layout change is sometimes required would be ideal for FOOT MASTER® leveling casters .

### ✓Plate type(only60)



-PUS

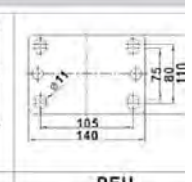
### ✓Plate type(only100/120)



-PEU



-PUS



-PEU

### ✓Materials

- ① Top plate : Pressed steel(40~120), Forged steel(150)
- ② Frame : Aluminum
- ③ Handle : ABS(40~100), Bolt(120~150)
- ④ Cushion : NBR(40~100), AL(120~150)
- ⑤ Wheel : Refer to wheel types
- ⑥ Finish : Powder coating & Zinc galvanized

### ✓Wheel Options

NYN

HUP

MCN

- Nylon(Shore D 70)
- Cast PU(Shore D 70)
- MC nylon(Shore D 80)
- Aluminum Core
- Plain bearing

### ✓Options

- FBL : Black finish is available.
- CEN : Anti-static cushion is available.(only 40/60/80/100)
- CUR : PU cushion is available.(only 40/60/80/100)



GD-40-F-NYN-FBL



CEN



CUR

# GD series

Leveling casters  
one moving and one set/anti-vibration







kg 60 ~ 1,000 kg

✓ RoHS



- Aluminum profiles/Pipe joint system
- Tester, Measuring instrument, Precision Machine
- Vending Machine, ATM, General machine
- Communication equipment, Medical appliances
- Work station, Utility stands



GD	WHEEL TYPES	✓ Recommended Load = Load Cap. X 2				✓ Temp. Range : -10 ~ 90°C		
		 [mm]	 [mm]	 [kg]	 [mm]	 [mm]	 [mm]	
GD-40-S	NYN	42	20	60	71+10	30	M8x1.25P	10
	NYN		25					
	HUP	50	25	280	82+10	36	M12x1.75P M16x2.0P	18
GD-60-S	MCN		25					
	NYN		28					
	HUP	63	28	550	103+15	46	M12x1.75P M16x2.0P	16
GD-80-S	MCN		28					
	NYN		30					
	HUP	75	30	800	120+12	53	M16x2.0P	24
GD-100-S	MCN		30					
	NYN		30					
GD-120-S	NYN	75	30	1,000	120+12	52	M16x2.0P	24
	MCN		30					



One moving and one set / a caster combined with a leveling

FOOT MASTER® leveling casters are Innovative multi-functional products.

- Moving a piece of equipment into a desired location and setting the unit into the exact position is easier, FOOT MASTER® leveling casters offer a smart solution.
- In addition, this pad allows for mirror adjustments in leveling requirements, helping the equipment positioned safely.
- Production lines where layout change is sometimes required would be ideal for FOOT MASTER® leveling casters .

## ✓ Wheel Options

NYN

- Nylon(Shore D 70)

HUP



- Cast PU(Shore D 70)
- Aluminum Core
- Plain bearing

MCN



- MC nylon(Shore D 80)

## ✓ Materials



- ① Top plate : Pressed steel(40~80), Forged steel(100~120)
- ② Frame : Aluminum
- ③ Handle : ABS(40~ 100), Bolt(120)
- ④ Cushion : NBR(40~100), AL(120)
- ⑤ Wheel : Refer to wheel types
- ⑥ Finish : Powder coating & Zinc galvanized

## ✓ Options

- FBL : Black finish is available.
- CEN : Anti-static cushion is available.(only 40/60/80/100) ⚡
- CUR : PU cushion is available.(only 40/60/80/100)



GD-40-F-NYN-FBL



CEN



CUR

# GDN/GDR series

Leveling casters  
one moving and one set/anti-vibration

kg 60 ~ 1,500 kg

✓ RoHS



- Aluminum profiles/Pipe joint system
- Tester, Measuring instrument, Precision Machine
- Vending Machine, ATM, General machine
- Communication equipment, Medical appliances
- Work station, Utility stands



GDN	GDR	WHEEL TYPES								
GDN-40-F		NYN	42	20	50	71+10	30	55x55	42x42	6.5
GDN-60-F	GDR-60-F	NYN		25						
		HUP	50	25	250	82+10	36	73x73	58x58	7or 8.5
		MCN		25						
GDN-80-F	GDR-80-F	NYN		28						
		HUP	63	28	500	103+15	46	90x90	70x70	9
		MCN		28						
		NYN		30						
GDN-100-F		HUP	75	30	750	120+12	53	95x95	70x70	11
		MCN		30						
GD-120-F		NYN	75	30	1,000	120+12	52	95x95	70x70	11
		MCN		30						
GD-150-F		MCN	90	55	1,500	132+15	69	100x100	70x70	13

✓ Recommended Load = Load Cap. X 2    ✓ Temp. Range : -10 ~ 90°C



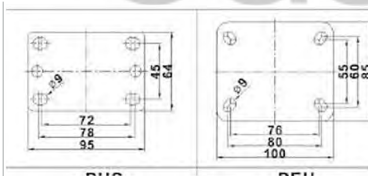
One moving and one set/a caster combined with a leveler leveling casters

FOOT MASTER® leveling casters are Innovative multi-functional products.

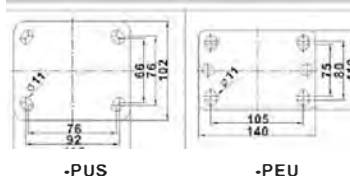
- Moving a piece of equipment into a desired location and setting the unit into the exact position is easier, FOOT MASTER® leveling casters offer a smart solution.
- In addition, this pad allows for mirror adjustments in leveling requirements, helping the equipment positioned safely.
- Production lines where layout change is sometimes required would be ideal for FOOT MASTER® leveling casters



### ✓ Plate type (only 60)



### ✓ Plate type (only 100/120)



### ✓ Materials

- Top plate : Pressed steel(40~120), Forged steel(150)
- Frame : Aluminum
- Handle : ABS(40~100), Bolt(120~150), Ratchet(GDR)
- Cushion : NBR(40~100), AL(120~150)
- Wheel : Refer to wheel types
- Finish : Powder coating & Zinc galvanized

### ✓ Wheel Options

- |   |   |  |
|---|---|--|
| <p>NYN </p> <ul style="list-style-type: none"> <li>• Nylon(Shore D 70)</li> </ul> | <p>HUP </p> <ul style="list-style-type: none"> <li>• Cast PU(Shore D 70)</li> <li>• Aluminum Core</li> <li>• Plain bearing</li> </ul> | <p>MCN </p> <ul style="list-style-type: none"> <li>• MC nylon(Shore D 80)</li> </ul> |
|---|---|--|

### ✓ Options

- FBL : Black finish is available.
- CEN : Anti-static cushion is available.(only 40/60/80/100)
- CUR : PU cushion is available.(only 40/60/80/100)



# GDN/GDR series

Leveling casters  
one moving and one set/anti-vibration

kg 60 ~ 1,000 kg

✓ RoHS



- Aluminum profiles/Pipe joint system
- Tester, Measuring instrument, Precision Machine
- Vending Machine, ATM, General machine
- Communication equipment, Medical appliances
- Work station, Utility stands



GDN	GDR	WHEEL TYPES	✓ Recommended Load = Load Cap. X 2				✓ Temp. Range : -10 ~ 90°C		
			Ø [mm]	Height [mm]	Load [Kg]	Stroke [mm]	Wrench [mm]	Thread [mm]	
GDN-40-S	-	NYN	42	20	50	71+10	30	M8x1.25P	10
GDN-60-S	GDR-60-S	NYN	50	25	250	82+10	36	M12x1.75P M16x2.0P	18
		HUP		25					
		MCN		25					
GDN-80-S	GDR-80-S	NYN	63	28	500	103+15	46	M12x1.75P M16x2.0P	16
		HUP		28					
		MCN		28					
GDN-100-S	-	NYN	75	30	750	120+12	53	M16x2.0P	24
		HUP		30					
		MCN		30					
GD-120-S	-	NYN	75	30	1.000	120+12	52	M16x2.0P	24
		MCN		30					



One moving and one set / a caster combined with a leveler

FOOT MASTER® leveling casters are Innovative multi-functional products.

- Moving a piece of equipment into a desired location and setting the unit into the exact position is easier, FOOT MASTER® leveling casters offer a smart solution.
- In addition, this pad allows for mirror adjustments in leveling requirements, helping the equipment positioned safely
- Production lines where layout change is sometimes required would be ideal for FOOT MASTER® leveling casters .

## ✓ Wheel Options

NYN

- Nylon(Shore D 70)

HUP

- Cast PU(Shore D 70)
- Aluminum Core
- Plain bearing

MCN

- MC nylon(Shore D 80)

## ✓ Materials



- ① Top plate : Pressed steel(40-80), Forged steel(100-120)
- ② Frame : Aluminum
- ③ Handle : ABS(40-100), Bolt(120), Ratchet(GDR)
- ④ Cushion : NBR(40-100), AL(120)
- ⑤ Wheel : Refer to wheel types
- ⑥ Finish : Powder coating & Zinc galvanized

## ✓ Options

- FBL : Black finish is available.
- CEN : Anti-static cushion is available.(only 40/60/80/100)
- CUR : PU cushion is available.(only 40/60/80/100)



GDR-60-S-NYN-FBL



CEN



CUR

# SGDN(Stainless) series

Stainless Leveling casters  
one moving and one set/anti-vibration

kg 280 ~ 550 kg

✓ RoHS

- Carts for Kitchen, restaurant, hotel
- Carts for school feeding
- Tester, Measuring instrument, Precision Machine
- Vending Machine, ATM, General machine
- Communication equipment, Medical appliances



SGDN

SGDN-60-F

SGDN-80-F

WHEEL TYPES

NYN  
MCN  
NYN  
MCN

✓ Recommended Load = Load Cap. X 2    ✓ Temp. Range : -10 ~ 90°C

Wheel Type	Wheel Dia. [mm]	Load Cap. [kg]	Top Plate Size [mm]	Wheel Dia. [mm]	Top Plate Size [mm]	Top Plate Size [mm]	Top Plate Size [mm]
NYN	50	280	82+10	36	73x73	58x58	7
MCN	50	280	82+10	36	73x73	58x58	7
NYN	63	550	103+15	46	90x90	70x70	
MCN	63	550	103+15	46	90x90	70x70	



One moving and one set / a caster combined with a leveler

FOOT MASTER® leveling casters are Innovative multi-functional products.

- Moving a piece of equipment into a desired location and setting the unit into the exact position is easier, FOOT MASTER® leveling casters offer a smart solution.
- In addition, this pad allows for mirror adjustments in leveling requirements, helping the equipment positioned safely.
- Production lines where layout change is sometimes required would be ideal for FOOT MASTER® leveling casters .

## ✓ Wheel Options

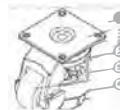
NYN

- Nylon(Shore D 70)

MCN

- MC nylon(Shore D 80)

## ✓ Materials



- ① Top plate : Stainless steel
- ② Frame : Stainless steel
- ③ Handle : ABS
- ④ Cushion : NBR
- ⑤ Wheel : Refer to wheel types
- ⑥ Finish : Electrolytic Polishing

## ✓ Options

- CEN : Anti-static cushion is available. ⚡
- CUR : PU cushion is available.



CEN



CUR

# SGDN(Stainless) series

Stainless Leveling casters  
one moving and one set/anti-vibration

kg 280 ~ 550 kg

✓ RoHS

- Carts for Kitchen, restaurant, hotel
- Carts for school feeding
- Tester, Measuring instrument, Precision Machine
- Vending Machine, ATM, General machine
- Communication equipment, Medical appliances



SGDN

SGDN-60-S

SGDN-80-S

WHEEL TYPES


NYN

MCN

NYN

MCN

✓ Recommended Load = Load Cap. X 2    ✓ Temp. Range : -10 ~ 90°C

WHEEL TYPES	 [mm]	 [mm]	 [kg]	 [mm]	 [mm]	 [mm]	 [mm]
NYN	50	25	280	82+10	36	M12x1.75P	18
MCN	50	25	280	82+10			
NYN	63	28	550	103+15	46	M12x1.75P	16
MCN	63	28	550	103+15			



One moving and one set / a caster combined with a leveler

FOOT MASTER® leveling casters are Innovative multi-functional products.

- Moving a piece of equipment into a desired location and setting the unit into the exact position is easier, FOOT MASTER® leveling casters offer a smart solution.
- In addition, this pad allows for mirror adjustments in leveling requirements, helping the equipment positioned safely.
- Production lines where layout change is sometimes required would be ideal for FOOT MASTER® leveling casters .

## ✓ Wheel Options

NYN

MCN

- Nylon(Shore D 70)

- MC nylon(Shore D 80)

## ✓ Materials



- ① Top plate : Stainless steel
- ② Frame : Stainless steel
- ③ Handle : ABS
- ④ Cushion : NBR
- ⑤ Wheel : Refer to wheel types
- ⑥ Finish : Electrolytic Polishing

## ✓ Options

- CEN : Anti-static cushion is available. ⚡
- CUR : PU cushion is available.



CEN



CUR

# GDS series

Shock absorbing casters - Fine shock absorbing

kg 100 ~ 350 kg








✓ RoHS



- Equipment or carts in cleanroom
- Medical equipment
- Equipment or carts in need of shock absorbing
- Auto ware house
- Trolleys for hotel or restaurant



✓ Recommended Load = Load Cap. X 3    ✓ Temp. Range : -10 ~ 90°C

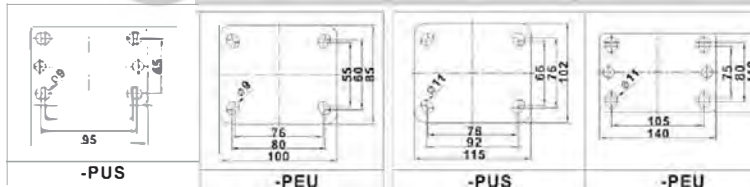
Swivel	Rigid	Swivel/Brake	Rigid/Brake	WHEELRub TYPES	ber								
						[mm]	[mm]	[kg]	[mm]	[mm]	[mm]	[mm]	
GDS-100-ASF	GDS-100-ARF	GDS-100-BSF	GDS-100-BRF	LUD	65° 75°	100	30	100	160-20	45-53	73x73	58x58	7
GDS-125-ASF	GDS-125-ARF	GDS-125-BSF	GDS-125-BRF	LUD	65° 75°	125	30	100	187-20	45-54	73x73	58x58	7
GDS-130-ASF	GDS-130-ARF	GDS-130-BSF	GDS-130-BRF	HUD	65° 75°	130	40	350	200-30	36-50	95x95	70x70	11
GDS-150-ASF	GDS-150-ARF	GDS-150-BSF	GDS-150-BRF	HUD	65° 75°	150	40	350	230-30	36-50	95x95	70x70	11
GDS-200-ASF	GDS-200-ARF	GDS-200-BSF	GDS-200-BRF	HUD	65° 75°	200	40	350	270-35	55-76	95x95	70x70	11

# CasterDepot®

✓ Plate type(only100/125)

✓ Plate type(only130/150/200)

✓ Materials



- ① Top plate : Pressed steel
- ② Frame : Aluminum
- ③ Leg : Aluminum(100, 125, 200), Pressed steel(130, 150)
- ④ Spring : Special rubber
- ⑤ Wheel : Refer to wheel types
- ⑥ Finish : Powder coating & Zinc galvanized

✓ Wheel types

LUD

HUD

✓ Options

- FBL : Black finish is available.
- WEU : Anti-static Polyurethane(Black Color), Top plate Zinc galvanized 

- Cast PU(Shore A90)
- Aluminum core
- 2 Ball bearings
- Cast PU(Shore A95)
- Aluminum core
- 2 Ball bearings



GDS-100-ASF-LUD-WEU-65°

# GDS series

Shock absorbing casters - Fine shock absorbing

kg 100 ~ 350 kg








✓ RoHS



- Equipment or carts in cleanroom
- Medical equipment
- Equipment or carts in need of shock absorbing
- Auto ware house
- Trolleys for hotel or restaurant



✓ Recommended Load = Load Cap. X 3    ✓ Temp. Range : -10 ~ 90°C

	Swivel	Rigid	Swivel/Brake	Rigid/Brake		 [mm]	 [mm]	 [Kg]	 [mm]	 [mm]	 [mm]	 [mm]
GDS-100-ASS	GDS-100-ARS	GDS-100-BSS	GDS-100-BRS	LUD	65° 75°	100	30	100	160-20	45-53	M12x1.75P	18
GDS-125-ASS	GDS-125-ARS	GDS-125-BSS	GDS-125-BRS	LUD	65° 75°	125	30	100	187-20	45-54	M12x1.75P	18
GDS-130-ASS	GDS-130-ARS	GDS-130-BSS	GDS-130-BRS	HUD	65° 75°	130	40	350	200-30	36-50	M16x2.0P	24
GDS-150-ASS	GDS-150-ARS	GDS-150-BSS	GDS-150-BRS	HUD	65° 75°	150	40	350	230-30	36-50	M16x2.0P	24
GDS-200-ASS	GDS-200-ARS	GDS-200-BSS	GDS-200-BRS	HUD	65° 75°	200	40	350	270-35	55-76	M16x2.0P	24

# CasterDepot®

## ✓ Wheel types

LUD

HUD

- Cast PU(Shore A 90)
- Aluminum core
- 2 Ball bearings
- Cast PU(Shore A 95)
- Aluminum core
- 2 Ball bearings

## ✓ Materials



- ① Top plate : Pressed steel(100-125), Forged steel(130-200)
- ② Frame : Aluminum
- ③ Leg : Aluminum(100, 125, 200), Pressed steel(130, 150)
- ④ Spring : Special rubber
- ⑤ Wheel : Refer to wheel types
- ⑥ Finish : Powder coating & Zinc galvanized

## ✓ Options

- FBL : Black finish is available.
- WEU : Anti-static Polyurethane(Black Color), Top plate Zinc galvanized



GDS-100-ASS-LUD-WEU-65°

# GDSD series

Shock absorbing casters - Fine shock absorbing

kg 100 ~ 350 kg

✓ RoHS



- Equipment or carts in cleanroom
- Medical equipment
- Equipment or carts in need of shock absorbing
- Auto ware house
- Trolleys for hotel or restaurant



Swivel

GDSD-100-ASF

GDSD-130-ASF



Rigid

GDSD-100-ARF

GDSD-130-ARF

Swivel/Brake

WHEELR  
TYPES ber

LUD 65°

HUD 65°

✓ Recommended Load = Load Cap. X 3    ✓ Temp. Range : -10 ~ 90°C



	[mm]	[mm]	[kg]	[mm]	[mm]	[mm]	[mm]	[mm]
LUD 65°	100	30x2	100	162.5-20	45~53	73x73	58x58	7
HUD 65°	130	40x2	350	227-30	50~66	95x95	70x70	11



Swivel

GDSD-100-ASS



Rigid

GDSD-100-ARS

Swivel/Brake

WHEELR  
TYPES ber

LUD 65°

✓ Recommended Load = Load Cap. X 3    ✓ Temp. Range : -10 ~ 90°C



	[mm]	[mm]	[kg]	[mm]	[mm]	[mm]	[mm]	[mm]
LUD 65°	100	30x2	100	162.5-20	45~53	M12x1.75P		18

# CasterDepot®

## ✓ Wheel types

LUD

HUD

- Cast PU(Shore A 90)
- Aluminum core
- 2 Ball bearings
- Cast PU(Shore A 95)
- Aluminum core
- 2 Ball bearings

## ✓ Materials



- ① Top plate : Pressed steel(100), Forged steel(130)
- ② Frame : Aluminum
- ③ Leg : Pressed steel
- ④ Spring : Special rubber
- ⑤ Wheel : Refer to wheel types
- ⑥ Finish : Powder coating & Zinc galvanized

## ✓ Options

- WEU : Anti-static Polyurethane(Black Color), Top plate Zinc galvanized

# GDSP series

Shock absorbing casters -  
Towable by a power car within 20km/h

kg 360 ~ 450 kg

✓ RoHS



- Carts for automobile parts
- Trolleys in cleanroom
- Equipment or carts in need of shock absorbing
- Auto ware house
- Equipment or carts towed by a car

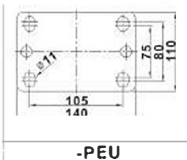


✓ Recommended Load = Load Cap. X 3    ✓ Temp. Range : -10 ~ 90°C

	Swivel	Rigid	Swivel/Brake	Rigid/Brake	WHEEL TYPES	Rubber [mm]	[mm]	[kg]	[mm]	[mm]	[mm]	[mm]	
GDSP-150-ASF	GDSP-150-ARF	GDSP-150-BSF	GDSP-150-BRF	MUD	65'	150	48	360	202-14	48-53	158x114	133x86 125x62	13
GDSP-200-ASF	GDSP-200-ARF	GDSP-200-BSF	GDSP-200-BRF	MUD	75'	200	48	450	253-15	65-75	158x114	133x86 125x62	13

# CasterDepot®

### ✓ Plate type



### ✓ Wheel types

MUD(Blue)



MUD(Beige)

- Cast PU(Shore A 95)
- Aluminum core
- 2 Ball bearings
- Cast PU(Shore A 95)
- Aluminum core
- 2 Ball bearings

### ✓ Materials



- ① Top plate : Pressed steel
- ② Frame : Pressed steel
- ③ Leg : Pressed steel
- ④ Spring : Special rubber
- ⑤ Wheel : Refer to wheel types
- ⑥ Finish : Zinc galvanized

### ✓ Options

- DL : Directional lock is available(One touch system).

# GSST series

Shock absorbing casters -  
Towable by a power car within 20km/h

kg 400 ~ 1,350 kg









✓ RoHS



- Casters for automobile parts
- Trolleys in cleanroom
- Equipment or carts in need of shock absorbing
- Auto ware house
- Equipment or carts towed by a car



✓ Recommended Load = Load Cap. X 3    ✓ Temp. Range : -10 ~ 90°C

Swivel	Rigid	Swivel/Brake	WHEELRub TYPES ber	 [mm]	 [mm]	 [kg]	 [mm]	 [mm]	 [mm]	 [mm]	 [mm]
GSST-130-ASF	GSST-130-ARF	GSST-130-BSF	HUD 65° 75°	130	40	400	200-21	46-55	160x120	135x85 125x65	15
GSST-150-ASF	GSST-150-ARF	GSST-150-BSF	HUD 65° 75°	150	40	400	232-30	46-61	160x120	135x85 125x65	15
GSST-200-ASF	GSST-200-ARF	GSST-200-BSF	HUD 65° 75°	200	40	400	276-30	50-70	160x120	135x85 125x65	15
GSST-200W-ASF	GSST-200W-ARF		HUD 75°	200	48	500	279-30	50-68	160x135	140x105 105x80	14
GSST-250-ASF	GSST-250-ARF	-	HUD 65° 75°	250	60	1,350	362-30	78-92	175x140	148x111 132x99	14

## ✓ Wheel types

HUD

- Cast PU(Shore A 95)
- Aluminum core
- 2 Ball bearings

## ✓ Materials



- ① Top plate : Forged steel
- ② Frame : Pressed steel
- ③ Leg : Pressed steel
- ④ Spring : Special rubber
- Wheel : Refer to wheel types
- ⑥ Finish : Powder coating & Zinc galvanized

## ✓ Options

# G series

Shock absorbing casters - Fine shock absorbing










kg 100 ~ 120 kg

✓ RoHS

- Carts for material handling purpose in industrial fields
- Equipment or carts in cleanroom
- Equipment or carts in need of shock absorbing



✓ Recommended Load = Load Cap. X 3    ✓ Temp. Range : -10 ~ 90°C

Swivel	Rigid	Swivel/Brake	Rigid/Brake	WHEEL TYPES	ub ber								
						[mm]	[mm]	[kg]	[mm]	[mm]	[mm]	[mm]	
G-100-ASF	G-100-ARF	G-100-BSF	G-100-BRF	TUS	50	100	30	100	150-10	45-50	100x85	80x60 77x45	9
				HRS									
				TUD									
				HRD									
				LUD									
G-125-ASF	G-125-ARF	G-125-BSF	G-125-BRF	TUS	70	125	30	110	177.5-1	50-55	100x85	80x60 77x45	9
				HRS									
				TUD									
				HRD									
				LUD									
G-150-ASF	G-150-ARF	G-150-BSF	G-150-BRF	TUS	70	150	30	110	200-10	50-57	100x85	80x60 77x45	9
				HRS									
				TUD									
				HRD									
				LUD									

# CasterDepot®

## ✓ Wheel types

TUS

- Injection PU(Shore A 92)
- PP core
- 1 ball bearing

HRD

- Rubber(Shore A 85)
- PP core
- 2 ball bearing

HRS

- Rubber(Shore A 85)
- PP core
- 1 ball bearing

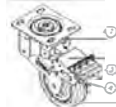
LUD

- Cast PU(Shore A 90)
- Aluminum core
- 2 ball bearing

TUD


- Injection PU(Shore A 92)
- PP core
- 2 ball bearing

## ✓ Materials



- ① Top plate : Pressed steel
- ② Frame : Pressed steel
- Leg : Pressed steel
- ④ Spring : Special rubber
- ⑤ Wheel : Refer to wheel types
- ⑥ Finish : Zinc galvanized

## ✓ Options

- WEU : Anti-static wheel is available.(Black) 

# G series

Shock absorbing casters - Fine shock absorbing



kg 100 ~ 120 kg

✓ RoHS

- Carts for material handling purpose in industrial fields
- Equipment or carts in cleanroom
- Equipment or carts in need of shock absorbing



Swivel

Swivel/Brake

G-100-ASS

G-100-BSS

G-125-ASS

G-125-BSS

G-150-ASS

G-150-BSS

✓ Recommended Load = Load Cap. X 3    ✓ Temp. Range : -10 ~ 90°C

WHEEL TYPES	Rubber	mm	mm	kg	mm	mm	mm
TUS			30	100			
HRS			30	100			
TUD 50'	100		30	100	150-10	45-50	12.5
HRD			30	100			
LUD			30	120			
TUS			30	110			
HRS			30	110			
TUD 70'	125		30		177.5-10	50-55	12.5
HRD			30	110			
LUD			30	120			
TUD			30	110			
HRD 70'	150		30	110	200-10	50-57	12.5
LUD			30	120			

# Caster Depot®

## ✓ Wheel types

TUS

- Injection PU(Shore A 92)
- PP core
- 1 ball bearing

HRD

- Rubber(Shore A 85)
- PP core
- 2 ball bearing

HRS

- Rubber(Shore A 85)
- PP core
- 1 ball bearing

LUD

- Cast PU(Shore A 90)
- Aluminum core
- 2 ball bearing



TUD

- Injection PU(Shore A 92)
- PP core
- 2 ball bearing



## ✓ Materials



- ① Top plate : Pressed steel
- ② Frame : Pressed steel
- ③ Leg : Pressed steel
- ④ Spring : Special rubber
- ⑤ Wheel : Refer to wheel types
- ⑥ Finish : Zinc galvanized

## ✓ Options

- WEU : Anti-static wheel is available.(Black)

# GXTD series

AGV casters

kg 350 ~ 3,500 kg









✓ RoHS



- Moving for heavy size equipment
- Heavy duty purpose carts
- Heavy duty AGV (Inquiry is necessary)
- Available within 4km/h



✓ Recommended Load = Load Cap. X 3    ✓ Temp. Range : -10 ~ 90°C

Swivel	Rigid	Swivel/Brake	WHEEL TYPES	 [mm]	 [mm]	 [kg]	 [mm]	 [mm]	 [mm]	 [mm]	 [mm]
GXTD-100-ASF	GXTD-100-ARF	-	HUD	100	29x2	350	156	35	140x112	110x75 105x80	11
GXTD-110-ASF	GXTD-110-ARF	-	HUD	110	29x2	400	156	30	112x112	88x88	9
GXTD-150-ASF	GXTD-150-ARF	-	HUD	150	40x2	600	200	35	145x130	115x100	11
GXTD-200-ASF	GXTD-200-ARF	-	HUD	200	65x2	1,500	265	50	210x210	170x170	17
GXTD-250-ASF	GXTD-250-ARF	-	HUD	250	78x2	3,200	330	70	255x215	210x160	18
GXTD-300-ASF	GXTD-300-ARF	-	HUD	300	78x2	3,500	390	80	255x215	210x160	18

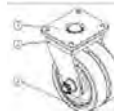
# CasterDepot®

## ✓ Wheel types

HUD

- Cast PU(Shore A 95)
- Steel core
- 2 Ball bearings

## ✓ Materials



- ① Top plate : Forged steel / Carbon steel
- ② Frame : Carbon steel
- ③ Wheel : Refer to wheel types
- ④ Finish : Powder coating & Zinc galvanized

## ✓ Options

- Order-made is available
- Inquiry is necessary for the usage of AGV

# GSAD series

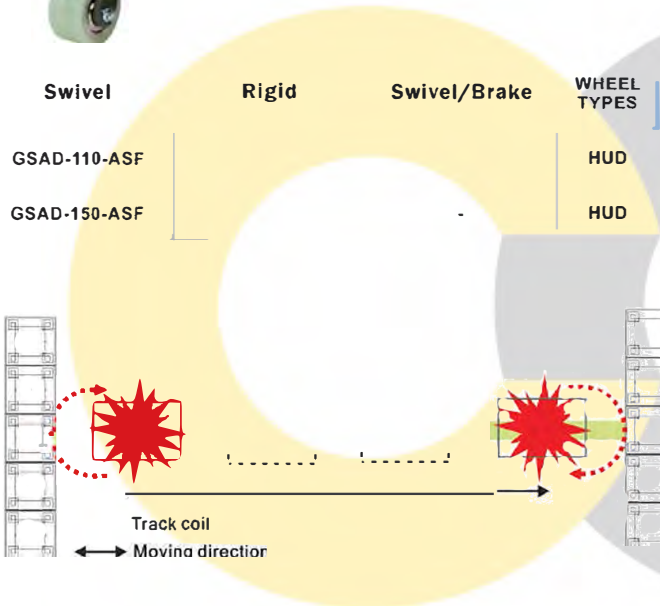
AGV casters - dual swivel head, easier turning











kg 350 ~ 600 kg

✓ RoHS

- Equipment requiring small swivel radius of casters.
- Stabilizing casters for AGVs
- Equipment with risk of getting out of track while reversing



✓ Recommended Load = Load Cap. X 3    ✓ Temp. Range : -10 ~ 90°C

	Swivel	Rigid	Swivel/Brake	WHEEL TYPES								
					[mm]	[mm]	[kg]	[mm]	[mm]	[mm]	[mm]	[mm]
GSAD-110-ASF				HUD	110	29x2	350	190	15~35	112x112	92x92	9
GSAD-150-ASF			-	HUD	150	40x2	600	235	15~35	145x130	115x100	11

Smaller swivel radius helps AGV's decrease sensor errors noticeably while AGV's are reversing (with 180° rotation of swivel caster at the same position).

<GSAD series>



### ✓ Wheel types

HUD

- Cast PU(Shore A 95)
- Steel core
- 2 Ball bearings

### ✓ Materials



- ① Top plate : Carbon steel
- ② Frame : Carbon steel
- ③ Wheel : Refer to wheel types
- ④ Finish : Powder coating & Zinc galvanized

### ✓ Options

- Order-made is available

# GXTS series

AGV Casters - Shock absorbing caster



**kg** 400 kg

✓ RoHS

- Stabilizing casters for AGVs
- Equipment that distribution of even load is required
- Heavy size equipment or carts in need of shock absorbing










Swivel

Rigid

Swivel/Brake

WHEEL TYPES

✓ Recommended Load = Load Cap. X 3    ✓ Temp. Range : -10 ~ 90°C

	Swivel	Rigid	Swivel/Brake	WHEEL TYPES	 [mm]	 [mm]	 [kg]	 [mm]	 [mm]	 [mm]	 [mm]	
GXTS-100-ASF			-	HUQ	100	50	400	165-10	35~39	112x112	88x88	9

## ✓ Wheel types

HUQ



- Cast PU(Shore A 95)
- Steel core
- 4 Ball bearings

## ✓ Materials



- ① Top plate : Carbon steel / Forged steel
- ② Frame : Carbon steel
- Spring : Special rubber
- ④ Wheel : Refer to wheel types
- ⑤ Finish : Powder coating & Zinc galvanized

## ✓ Options

- Order-made is available

CasterDepot®

# GXTA series

AGV Casters

**kg** 400 kg


✓ RoHS

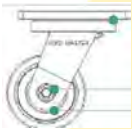


- Stabilizing casters for AGVs
- Heavy duty purpose carts
- Heavy size equipment



✓ Recommended Load = Load Cap. X 3    ✓ Temp. Range : -10 ~ 90°C

	Swivel	Rigid	Swivel/Brake	WHEEL TYPES								
					[mm]	[mm]	[kg]	[mm]	[mm]	[mm]	[mm]	[mm]
	GXTA-100-ASF	GXTA-100-ARF		HUQ	100	50	400	156	35	140x112	110x75 105x80	11



- Adjustment between a plate and a frame; special heated processing
- Adjustment between a frame and wheels: 4 bearings + highest quality bearings
- Quality polyurethane; Highest quality polyurethane materials

# CasterDepot®

## ✓ Wheel types

HUQ



- Cast PU(Shore A 95)
- Steel core
- 4 Ball bearings

## ✓ Materials



- ① Top plate : Forged steel
- ② Frame : Carbon steel
- ③ Wheel : Refer to wheel types
- ④ Finish : Powder coating & Zinc galvanized

## ✓ Options

- Order-made is available

# GLH series

Compact casters











**kg** 550 ~ 750 kg

✓ RoHS

- Semiconductor equipment
- Test equipment
- Light automated machines
- Medical appliances
- Heavy size equipment










✓ Recommended Load = Load Cap. X 3    ✓ Temp. Range : -10 ~ 90°C

Swivel	Rigid	Swivel/Brake	WHEEL TYPES	 [mm]	 [mm]	 [kg]	 [mm]	 [mm]	 [mm]	 [mm]	 [mm]
GLH-60-ASF		GLH-60-BSF	NYQ	60	55	550	92	25	90x90	70x70	9
GLH-75-ASF		GLH-75-BSF	NYD	75	55	700	107	25	90x90	70x70	9



✓ Recommended Load = Load Cap. X 3    ✓ Temp. Range : -10 ~ 90°C

Swivel	Rigid	Swivel/Brake	WHEEL TYPES	 [mm]	 [kg]	 [mm]	 [mm]	 [mm]	 [mm]	 [mm]	
GLH-60-ASF-PPHS		GLH-60-BSF-PPHS	NYQ	60	55	600	98	25	100x100	78x78 64x64	10.5
GLH-75-ASF-PPHS		GLH-75-BSF-PPHS	NYD	75	55	750	113	25	100x100	78x78 64x64	10.5

# CasterDepot®

### ✓ Wheel types

NYD



- Nylon (Shore D 70)
- 2 ball bearings

NYQ



- Nylon (Shore D 70)
- 4 ball bearings

### ✓ Materials



- ① Top plate : Pressed steel
- ② Frame : Aluminum
- ③ Wheel : Refer to wheel types
- ④ Finish : Powder coating & Zinc galvanized

### ✓ Options

# GLH series

Compact casters











kg 600 ~ 750 kg

✓ RoHS

- Semiconductor equipment
- Test equipment
- Light automated machines
- Medical appliances
- Heavysize equipment










✓ Recommended Load = Load Cap. X 3    ✓ Temp. Range : -10 ~ 90°C

Swivel	Rigid	Swivel/Brake	WHEEL TYPES	 [mm]	 [mm]	 [kg]	 [mm]	 [mm]	 [mm]	 [mm]	 [mm]
GLH-60-ASF-PEU		GLH-60-BSF-PEU	NYQ	60	55	600	98	25	100x85	80x60 77x45	9
GLH-75-ASF-PEU		GLH-75-BSF-PEU	NYD	75	55	750	113	25	100x85	80x60 77x45	9



✓ Recommended Load = Load Cap. X 3    ✓ Temp. Range : -10 ~ 90°C

Swivel	Rigid	Swivel/Brake	WHEEL TYPES	 [mm]	 [kg]	 [mm]	 [mm]	 [mm]	 [mm]	 [mm]	
GLH-60-ASF-PUS		GLH-60-BSF-PUS	NYQ	60	55	600	98	25	115x102	92x66 76x76	11
GLH-75-ASF-PUS		GLH-75-BSF-PUS	NYD	75	55	750	113	25	115x102	92x66 76x76	11

# CasterDepot®

## ✓ Wheel types

NYD



- Nylon(Shore D 70)
- 2 ball bearings

NYQ



- Nylon(Shore D 70)
- 4 ball bearings

## ✓ Materials



- ① Top plate : Pressed steel
- ② Frame : Aluminum
- ③ Wheel : Refer to wheel types
- ④ Finish : Powder coating & Zinc galvanized

## ✓ Options

# JS series

Compact casters

kg 400 ~ 700 kg

✓ RoHS



- Moving for heavy size equipment
- Heavy duty purpose carts



Swivel

Rigid

Swivel/Brake

JS-60-ASF

JS-60-ARF

JS-70-ASF

JS-70-ARF

WHEEL TYPES



✓ Recommended Load = Load Cap. X 3    ✓ Temp. Range : -10 ~ 90°C

WHEEL TYPES	[mm]	[mm]	[kg]	[mm]	[mm]	[mm]	[mm]	[mm]
NYD			500					
MCD	60	48	600	87	21	105x80	86x61	9
HUD			400					
NYD			600					
MCD	70	48	700	97	21	105x80	86x61	9
HUD			500					



Swivel

Rigid

Swivel/Brake

JS-60-ASS

JS-70-ASS

WHEEL TYPES



✓ Recommended Load = Load Cap. X 3    ✓ Temp. Range : -10 ~ 90°C

WHEEL TYPES	[mm]	[mm]	[kg]	[mm]	[mm]	[mm]	[mm]	[mm]
NYD			500					
MCD	60	48	500	98	21	M20x2.5	40	30
HUD			400					
NYD			500					
MCD	70	48	500	108	21	M20x2.5	40	30
HUD			500					

### ✓ Wheel types

HUD

MCD

NYD



- Cast PU(Shore A 95)
- Aluminum core
- 2 Ball bearings

- MC nylon(Shore D 80)
- 2 Ball bearings

- Nylon(Shore D70)
- 2 Ball bearings

### ✓ Materials



- ① Top plate : Pressed steel
- ② Frame : Pressed steel
- Wheel : Refer to wheel types
- ④ Finish : Zinc galvanized

### ✓ Options

CasterDepot®

# PL series

Heat resisting casters

High temp.



kg 60 ~ 100 kg

✓ RoHS









- Carts for hospitals, hotels or restaurants
- Carts for oven, clean room
- Carts for steam room

Temperature

-10 / +250°C



✓ Recommended Load = Load Cap. X 3    ✓ Temp. Range : -10 ~ 250°C

Swivel	Rigid	Swivel/Brake	WHEEL TYPES	 [mm]	 [mm]	 [kg]	 [mm]	 [mm]	 [mm]	 [mm]	 [mm]
PL-75-ASF	PL-75-ARF		FRD	75	30	60	112.5	40	95x64	78x45 72x45	9
PL-100-ASF	PL-100-ARF		FRD	100	30	80	137.5	40	95x64	78x45 72x45	9
PL-125-ASF	PL-125-ARF		FRD	125	30	100	162.5	40	95x64	78x45 72x45	9

# CasterDepot®

### ✓ Wheel types

FRD

- Fluoro rubber(Shore A85)
- Aluminum core
- 2 Ball bearings

### ✓ Materials



- ① Top plate : Pressed steel
- ② Frame : Pressed steel
- ③ Wheel : Refer to wheel types
- ④ Finish : Zinc galvanized

### ✓ Options

# PL series

Heat resisting casters

**High temp.**



kg 60 ~ 100 kg

✓ RoHS

- Carts for hospitals, hotels or restaurants
- Carts for oven, clean room
- Carts for steam room

Temperature

-10 / +250°C



✓ Recommended Load = Load Cap. X 3    ✓ Temp. Range : -10 ~ 250°C

	Swivel	Rigid	Swivel/Brake	WHEEL TYPES								
					[mm]	[mm]	[kg]	[mm]	[mm]	[mm]		
PL-75-ASF	-	-	-	FRD	75	30	60	112.5	40	5/8"-11UNC M12x1.75P 1/2"-12UNC	10.5+25	22
PL-100-ASF	-	-	-	FRD	100	30	80	137.5	40	5/8"-11UNC M12x1.75P 1/2"-12UNC	10.5+25	22
PL-125-ASF	-	-	-	FRD	125	30	100	162.5	40	5/8"-11UNC M12x1.75P 1/2"-12UNC	10.5+25	22

# CasterDepot®

✓ **Wheel types**

FRD



- Fluoro rubber(Shore A85)
- Aluminum core
- 2 Ball bearings

✓ **Materials**



- ① Top plate : Pressed steel
- ② Frame : Pressed steel
- ③ Wheel : Refer to wheel types
- ④ Finish : Zinc galvanized

✓ **Options**

# SGDN(Stainless) series

Stainless Leveling casters  
one moving and one set/anti-vibration

kg 250 ~ 500 kg

✓ RoHS

- Carts for Kitchen, restaurant, hotel
- Carts for school feeding
- Tester, Measuring instrument, Precision Machine
- Vending Machine, ATM, General machine
- Communication equipment, Medical appliances



SGDN

SGDN-60-F

SGDN-80-F

WHEEL TYPES

NYN  
MCN  
NYN  
MCN

✓ Recommended Load = Load Cap. X 2    ✓ Temp. Range : -10 ~ 90°C

WHEEL TYPES	[mm]	[mm]	[kg]	[mm]	[mm]	[mm]	[mm]
NYN	50	25	280	82+10	36	73x73	58x58
MCN	50	25	280	82+10	36	73x73	58x58
NYN	63	28	550	103+15	46	90x90	70x70
MCN	63	28	550	103+15	46	90x90	70x70



One moving and one set / a caster combined with a leveler

FOOT MASTER® leveling casters are Innovative multi-functional products.

- Moving a piece of equipment into a desired location and setting the unit into the exact position is easier, FOOT MASTER® leveling casters offer a smart solution.
- In addition, this pad allows for mirror adjustments in leveling requirements, helping the equipment positioned safely.
- Production lines where layout change is sometimes required would be ideal for FOOT MASTER® leveling casters .

## ✓ Wheel Options

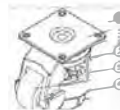
NYN

- Nylon(Shore D 70)

MCN

- MC nylon(Shore D 80)

## ✓ Materials



- ① Top plate : Stainless steel
- ② Frame : Stainless steel
- ③ Handle : ABS
- ④ Cushion : NBR
- ⑤ Wheel : Refer to wheel types
- ⑥ Finish : Electrolytic Polishing

## ✓ Options

- CEN : Anti-static cushion is available. ⚡
- CUR : PU cushion is available.



CEN



CUR

# SGDN(Stainless) series

Stainless Leveling casters  
one moving and one set/anti-vibration

kg 250 ~ 500 kg

✓ RoHS

- Carts for Kitchen, restaurant, hotel
- Carts for school feeding
- Tester, Measuring instrument, Precision Machine
- Vending Machine, ATM, General machine
- Communication equipment, Medical appliances



SGDN

SGDN-60-S

SGDN-80-S

WHEEL TYPES

NYN

MCN

NYN

MCN

✓ Recommended Load = Load Cap. X 2    ✓ Temp. Range : -10 ~ 90°C

	 [mm]	 [mm]	 [kg]	 [mm]	 [mm]	 [mm]	 [mm]
NYN	50	25	280	82+10	36	M12x1.75P	18
MCN	50	25	280	82+10	36	M12x1.75P	18
NYN	63	28	550	103+15	46	M12x1.75P	16
MCN	63	28	550	103+15	46	M12x1.75P	16



One moving and one set / a caster combined with a leveler

**FOOT MASTER® leveling casters are Innovative multi-functional products.**

- Moving a piece of equipment into a desired location and setting the unit into the exact position is easier, FOOT MASTER® leveling casters offer a smart solution.
- In addition, this pad allows for mirror adjustments in leveling requirements, helping the equipment positioned safely.
- Production lines where layout change is sometimes required would be ideal for FOOT MASTER® leveling casters .

## ✓ Wheel Options

NYN

MCN

- Nylon(Shore D 70)

- MC nylon(Shore D 80)

## ✓ Materials



- ① Top plate : Stainless steel
- ② Frame : Stainless steel
- ③ Handle : ABS
- ④ Cushion : NBR
- ⑤ Wheel : Refer to wheel types
- ⑥ Finish : Electrolytic Polishing

## ✓ Options

- CEN : Anti-static cushion is available. ⚡
- CUR : PU cushion is available.



CEN



CUR

CasterDepot®

# SGL(Stainless) series

Stainless light duty casters











kg 65 ~ 100 kg

✓ RoHS

- Carts for kitchen, restaurant, hotel
- Carts for school feeding
- Medical appliances



✓ Recommended Load = Load Cap. X 3    ✓ Temp. Range : -10 ~ 90°C

Swivel	Rigid	Swivel/Brake	WHEEL TYPES	 [mm]	 [mm]	 [kg]	 [mm]	 [mm]	 [mm]	 [mm]	 [mm]
SGL-75-ASF	SGL-75-ARF	SGL-75-BSF	TUN HRN TUSS HRSS	75	25	65	105	40	95x64	78x45 72x45	9
SGL-100-ASF	SGL-100-ARF	SGL-100-BSF	TUN HRN TUSS HRSS TUD	100	30	90	130	37	95x64	78x45 72x45	9
SGL-125-ASF	SGL-125-ARF	SGL-125-BSF	HRD TUN HRN TUSS HRSS TUD HRD	125	30	100	157	35	95x64	78x45 72x45	9

# Caster Depot®

## ✓ Wheel types

TUN

- Injection PU(Shore A 92)
- PP core

HRN



- Rubber(Shore A 85)
- PP core

TUSS



- Injection PU(Shore A 92)
- PP core
- 1Stainless Ball bearing

HRSS

- Rubber(Shore A 85)
- PP core
- 1Stainless Ball bearing

TUD



- Injection PU(Shore A 92)
- PP core
- 2 Stainless Ball bearings

HRD

- Rubber(Shore A 85)
- PP core
- 2 Stainless Ball bearings

## ✓ Materials



- ① Top plate : Stainless steel
- ② Frame : Stainless steel
- ③ Wheel : Refer to wheel types

## ✓ Options

# SGL(Stainless) series

Stainless light duty casters











kg 65 ~ 100 kg

✓ RoHS

- Carts for kitchen, restaurant, hotel
- Carts for school feeding
- Medical appliances



			✓ Recommended Load = Load Cap. X 3							✓ Temp. Range : -10 ~ 90°C	
Swivel	Rigid	Swivel/Brake	WHEEL TYPES	 [mm]	 [mm]	 [kg]	 [mm]	 [mm]	 [mm]	 [mm]	 [mm]
SGL-75-ASS		SGL-75-BSS	TUN	75	25	65	105	40	5/8"-11 UNC	10+25	22
			HRN								
			TUSS								
SGL-100-ASS		SGL-100-BSS	HRSS	100	30	90	130	37	5/8"-11 UNC	10+25	22
			TUN								
			HRN								
			TUSS								
			HRD								
SGL-125-ASS		SGL-125-BSS	TUN	125	30	100	157	35	5/8"-11 UNC	10+25	22
			HRN								
			TUSS								
			HRSS								
			HRD								

# Caster Depot®

## ✓ Wheel types

TUN

- Injection PU(Shore A 92)
- PP core

HRN



- Rubber(Shore A 85)
- PP core

TUSS



- Injection PU(Shore A 92)
- PP core
- 1Stainless Ball bearing

HRSS

- Rubber(Shore A 85)
- PP core
- 1Stainless Ball bearing

TUD



- Injection PU(Shore A 92)
- PP core
- 2 Stainless Ball bearings

HRD

- Rubber(Shore A 85)
- PP core
- 2 Stainless Ball bearings

## ✓ Materials



- ① Top plate : Stainless steel
- ② Frame : Stainless steel
- ③ Wheel : Refer to wheel types

## ✓ Options

# SPM(Stainless) series

Stainless medium duty casters

kg 180 ~ 210 kg

✓ RoHS



- Carts for school feeding
- Carts for hospitals, hotels
- Carts for salt water applications
- Carts for pharmaceutical Industries, fishery/aquariums



✓ Recommended Load = Load Cap. X 3    ✓ Temp. Range : -10 ~ 90°C

Swivel	Rigid	Swivel/Brake	WHEEL TYPES								
				[mm]	[mm]	[kg]	[mm]	[mm]	[mm]	[mm]	[mm]
SPM-130-ASF	SPM-130-ARF	SPM-130-BSF	HRD	130	48	180	162	50	115x102	92x66	11
			MCD			400			76x76		
SPM-150-ASF	SPM-150-ARF	SPM-150-BSF	HRD	150	48	210	190	50	115x102	92x66	11
			MCD			400			76x76		

# Caster Depot®

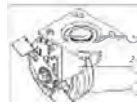
## ✓ Wheel types

HRD

MCD

- Rubber(Shore A 85)
- MC nylon(Shore D 80)
- PP core
- 2 Stainless Ball bearings
- 2 Stainless Ball bearings

## ✓ Materials



- ① Top plate : Stainless steel
- ② Frame : Stainless steel
- ③ Wheel : Refer to wheel types
- ④ Finish : Electrolytic Polishing

## ✓ Options

# GL series

Light duty casters









kg 40 ~ 100 kg

✓ RoHS

- Chairs, Furniture Trolleys
- Display stands
- Medical appliances



✓ Recommended Load = Load Cap. X 3    ✓ Temp. Range : -10 ~ 90°C

Swivel	Rigid	Swivel/Brake	WHEEL TYPES	 [mm]	 [mm]	 [kg]	 [mm]	 [mm]	 [mm]	 [mm]	 [mm]
GL-50-ASF	GL-50-ARF	GL-50-BSF	TUN HRN	50	24	40	70	22	[SF] 65x48	54x24	7
GL-65-ASF	GL-65-ARF	GL-65-BSF	TUN HRN	64	24	50	82	22	[RF] 65x38	54x24	7
GL-75-ASF	GL-75-ARF	GL-75-BSF	TUN	75	25	65	105	40	95x64	78x45 72x45	9
			HRN								
			TUS								
			HRS								
SUNS	25										
GL-100-ASF	GL-100-ARF	GL-100-BSF	TUN	100	30	90	130	37	95x64	78x45 72x45	9
			HRN								
			TUS								
			HRS								
			TUD								
			HRD								
			SUND								
TUN	30										
HRN	30										
TUS	30										
GL-125-ASF	GL-125-ARF	GL-125-BSF	HRS	125	30	100	157	35	95x64	78x45 72x45	9
			TUD								
			HRD								
			SUND								

✓ Wheel types

TUN

- Injection PU(Shore A 92)
- PP core

HRN



- Rubber(Shore A 85)
- PP core

TUS



- Injection PU(Shore A 92)
- PP core
- 1 Ball bearing

HRS



- Rubber(Shore A 85)
- PP core
- 1 Ball bearing

SUNS



- Cast PU (Shore A 75)
- Nylon core
- 1 Ball bearing

TUD



- Injection PU(Shore A 92)
- PP core
- 2 Ball bearings

HRD

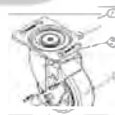
- Rubber(Shore A 85)
- PP core
- 2 Ball bearings

SUND



- Cast PU (Shore A 75)
- Nylon core
- 2 Ball bearings

✓ Materials



- ① Top plate : Pressed steel
- ② Frame : Pressed steel
- ③ Wheel : Refer to wheel types
- ④ Finish : Zinc galvanized

✓ Options

CasterDepot®


# GL series

Light duty casters









kg 40 ~ 100 kg

✓ RoHS

- Chairs, Furniture Trolleys
- Display stands
- Medical appliances



✓ Recommended Load = Load Cap. X 3    ✓ Temp. Range : -10 ~ 90°C

Swivel	Rigid	Swivel/Brake	WHEEL TYPES	 [mm]	 [mm]	 [Kg]	 [mm]	 [mm]	 [mm]	 [mm]	 [mm]
GL-50-ASS	-	GL-50-BSS	TUN HRN	50	24	40	70	22	1/2"-12UNC	7.5+18	17
GL-65-ASS	-	GL-65-BSS	TUN HRN	64	24	50	82	22	1/2"-12UNC	7.5+18	17
GL-75-ASS	-	GL-75-BSS	TUN	75	25	65	105	40	5/8"-11UNC M12x1.75P 1/2"-12UNC	10+25	22
			HRN								
			TUS								
			HRS								
GL-100-ASS	-	GL-100-BSS	SUNS	100	30	90	130	37	5/8"-11UNC M12x1.75P 1/2"-12UNC	10+25	22
			TUN								
			HRN								
			TUS								
			HRS								
GL-125-ASS	-	GL-125-BSS	TUD	125	30	100	157	35	5/8"-11UNC M12x1.75P 1/2"-12UNC	10+25	22
			HRD								
			SUND								
			TUN								
			HRN								

✓ Wheel types

TUN

- Injection PU(Shore A 92)
- PP core

HRN



- Rubber(Shore A 85)
- PP core

TUS



- Injection PU(Shore A 92)
- PP core
- 1 Ball bearing

HRS



- Rubber(Shore A 85)
- PP core
- 1 Ball bearing

SUNS



- Cast PU (Shore A 75)
- Nylon core
- 1 Ball bearing

TUD



- Injection PU(Shore A 92)
- PP core
- 2 Ball bearings

HRD

- Rubber(Shore A 85)
- PP core
- 2 Ball bearings

SUND



- Cast PU (Shore A 75)
- Nylon core
- 2 Ball bearings

✓ Materials



- ① Top plate : Pressed steel
- ② Frame : Pressed steel
- ③ Wheel : Refer to wheel type:
- ④ Finish : Zinc galvanized

✓ Options

# PL series

Light duty casters - Dual Lock - Wheel & Top Plate

kg 75 ~ 120 kg









✓ RoHS



- Carts for hospitals, hotels or restaurants
- Carts in libraries or other quiet places
- Carts for light duty material handling purpose



✓ Recommended Load = Load Cap. X 3    ✓ Temp. Range : -10 ~ 90°C

Swivel	Rigid	Swivel/Brake	WHEEL TYPES	 [mm]	 [mm]	 [kg]	 [mm]	 [mm]	 [mm]	 [mm]	 [mm]
PL-75-ASF	PL-75-ARF	PL-75-BSF	TUS	75	25	75	112.5	40	95x64	78x45	9
			HRS								
			SUNS								
			LUD								
			TUS								
PL-100-ASF	PL-100-ARF	PL-100-BSF	HRS	100	30	100	137.5	40	95x64	78x45	9
			TUD								
			HRD								
			SUND								
			LUD								
PL-125-ASF	PL-125-ARF	PL-125-BSF	TUS	125	30	110	162.5	40	95x64	78x45	9
			HRS								
			TUD								
			HRD								
			SUND								
PL-150-ASF	PL-150-ARF	PL-150-BSF	LUD	150	30	110	188	40	95x64	78x45	9
			TUD								
			HRD								



### ✓ Wheel types

- |   |   |  |
|---|---|--|
| <p><b>TUS</b></p> <ul style="list-style-type: none"> <li>• Injection PU(Shore A 92)</li> <li>• PP core</li> <li>• 1 Ball bearing</li> </ul>   | <p><b>HRS</b></p> <ul style="list-style-type: none"> <li>• Rubber(Shore A 85)</li> <li>• PP core</li> <li>• 1 Ball bearing</li> </ul> | <p><b>SUNS</b></p> <ul style="list-style-type: none"> <li>• Cast PU(Shore A 75)</li> <li>• Nylon core</li> <li>• 1 Ball bearing</li> </ul> |
| <p><b>TUD</b></p> <ul style="list-style-type: none"> <li>• Injection PU(Shore A 92)</li> <li>• PP core</li> <li>• 2 Ball bearing</li> </ul>   | <p><b>HRD</b></p> <ul style="list-style-type: none"> <li>• Rubber(Shore A 85)</li> <li>• PP core</li> <li>• 2 Ball bearing</li> </ul> | <p><b>SUND</b></p> <ul style="list-style-type: none"> <li>• Cast PU(Shore A 75)</li> <li>• Nylon core</li> <li>• 2 Ball bearing</li> </ul> |
| <p><b>LUD</b></p> <ul style="list-style-type: none"> <li>• Cast PU(Shore A 90)</li> <li>• Aluminum core</li> <li>• 2 Ball bearings</li> </ul> |   |  |

### ✓ Materials

- ① Top plate : Pressed steel
- ② Frame : Pressed steel
- ③ Wheel : Refer to wheel types
- ④ Finish : Powder coating & Zinc galvanized

### ✓ Options

- FZN : Zinc galvanized frame is available.
- WEU : Anti-static wheel is available(Black) / Zinc galvanized frame.



PL-100-BSF-LUD-FZN-WEU

# PL series

Light duty casters - Dual Lock - Wheel & Top Plate

kg 75 ~ 120 kg








✓ RoHS



- Carts for hospitals, hotels or restaurants
- Carts in libraries or other quiet places
- Carts for light duty material handling purpose



✓ Recommended Load = Load Cap. X 3    ✓ Temp. Range : -10 ~ 90°C

Swivel	Rigid	Swivel/Brake	WHEEL TYPES	 [mm]	 [mm]	 [Kg]	 [mm]	 [mm]	[mm]	 [mm]	 [mm]
PL-75-ASS		PL-75-BSS	TUS	75	25	75	112.5	40	5/8"-11UNC M12x1.75P 1/2"-12UNC	10.5+25	22
			HRS								
			SUNS								
			LUD								
PL-100-ASS		PL-100-BSS	TUS	100	30	100	137.5	40	5/8"-11UNC M12x1.75P 1/2"-12UNC	10.5+25	22
			HRS								
			TUD								
			HRD								
			SUND								
			LUD								
			TUS								
PL-125-ASS		PL-125-BSS	HRS	125	30	110	162.5	40	5/8"-11UNC M12x1.75P 1/2"-12UNC	10.5+25	22
			TUD								
			HRD								
			SUND								
			LUD								
PL-150-ASS		PL-150-BSS	TUD	150	30	110	188	40	5/8"-11UNC M12x1.75P 1/2"-12UNC	10.5+25	22
			HRD								
			LUD								

# CasterDepot®

### ✓ Wheel types

TUS

- Injection PU(Shore A 92)
- PP core
- 1 Ball bearing

TUD

- Injection PU(Shore A 92)
- PP core
- 2 Ball bearing

LUD

- Cast PU(Shore A 90)
- Aluminum core
- 2 Ball bearings

HRS

- Rubber(Shore A 85)
- PP core
- 1 Ball bearing

HRD

- Rubber(Shore A 85)
- PP core
- 2 Ball bearing

SUNS

- Cast PU(Shore A 75)
- Nylon core
- 1 Ball bearing

SUND

- Cast PU(Shore A 75)
- Nylon core
- 2 Ball bearing

### ✓ Materials



- ① Top plate : Pressed steel
- ② Frame : Pressed steel
- ③ Wheel : Refer to wheel types
- ④ Finish : Powder coating & Zinc galvanized

### ✓ Options

- FZN : Zinc galvanized frame is available.
- WEU : Anti-static wheel is available(Black) / Zinc galvanized frame. ⚡



PL-100-ASS-LUD-FZN-WEU

# P series

Light duty casters - Dual Lock - Wheel & Top Plate










kg 100 ~ 120 kg

✓ RoHS

- Carts for hospitals, hotels or restaurants
- Carts in libraries or other quiet places
- Carts for light duty material handling purpose



✓ Recommended Load = Load Cap. X 3    ✓ Temp. Range : -10 ~ 90°C

	Swivel	Rigid	Swivel/Brake	WHEEL TYPES	 [mm]	 [mm]	 [kg]	 [mm]	 [mm]	 [mm]	 [mm]	
P-100-ASF		P-100-ARF	P-100-BSF	TUS		30	100					
				HRS		30	100					
				TUD	100	30	100	140	45	100x85	80x60 77x45	9
				HRD		30	100					
				LUD		30	120					
P-125-ASF		P-125-ARF	P-125-BSF	TUS		30	110					
				HRS		30	110					
				TUD	125	30	110	165	45	100x85	80x60 77x45	9
				HRD		30	110					
				LUD		30	120					

# Caster Depot®

## ✓ Wheel types

TUS

- Injection PU(Shore A 92)
- PP core
- 1 Ball bearing

HRD

- Rubber(Shore A 85)
- PP core
- 2 Ball bearings

HRS



- Rubber(Shore A 85)
- PP core
- 1 Ball bearing

LUD

- Cast PU(Shore A 90)
- Aluminum core
- 2 Ball bearings

TUD



- Injection PU(Shore A 92)
- PP core
- 2 Ball bearings

## ✓ Materials



- ① Top plate : Pressed steel
- ② Frame : Pressed steel
- ③ Wheel : Refer to wheel types
- ④ Finish : Powder coating & Zinc galvanized

## ✓ Options

- WEU : Anti-static wheel is available(Black) 

# P series

Light duty casters - Dual Lock - Wheel & Top Plate









kg 100 ~ 120 kg

✓ RoHS

- Carts for hospitals, hotels or restaurants
- Carts in libraries or other quiet places
- Carts for light duty material handling purpose



✓ Recommended Load = Load Cap. X 3    ✓ Temp. Range : -10 ~ 90°C

Swivel	Rigid	Swivel/Brake	WHEEL TYPES	 [mm]	 [mm]	 [Kg]	 [mm]	 [mm]	 [mm]
P-100-ASS		P-100-BSS	TUS	100	30	100	140	45	12.5
			HRS						
			TUD						
			HRD						
			LUD						
P-125-ASS		P-125-BSS	TUS	125	30	110	165	45	12.5
			HRS						
			TUD						
			HRD						
			LUD						

# Caster Depot®

## ✓ Wheel types

TUS

- Injection PU(Shore A 92)
- PP core
- 1 Ball bearing

HRD

- Rubber(Shore A 85)
- PP core
- 2 Ball bearings

HRS



- Rubber(Shore A 85)
- PP core
- 1 Ball bearing

LUD

- Cast PU(Shore A 90)
- Aluminum core
- 2 Ball bearings

TUD



- Injection PU(Shore A 92)
- PP core
- 2 Ball bearings

## ✓ Materials



- ① Top plate : Pressed steel
- ② Frame : Pressed steel
- Wheel : Refer to wheel types
- ④ Finish : Powder coating & Zinc galvanized

## ✓ Options

- WEU : Anti-static wheel is available(Black) ⚡

# GDC series

Light duty casters - Dual Lock - Wheel & Top Plate









kg 120 kg

✓ RoHS

- Carts for hotel or restaurant
- Medical appliances
- Carts in cleanrooms










✓ Recommended Load = Load Cap. X 3    ✓ Temp. Range : -10 ~ 90°C

Swivel	Rigid	Swivel/Brake	Rigid/Brake	WHEEL TYPES	 [mm]	 [mm]	 [kg]	 [mm]	 [mm]	 [mm]	 [mm]	 [mm]
GDC-100-ASF	GDC-100-ARF	GDC-100-BSF	GDC-100-BRF	LUD	100	30	120	135	40	SF:73x73 RF:93x73	SF:58x58 RF:76x58	7
GDC-125-ASF	GDC-125-ARF	GDC-125-BSF	GDC-125-BRF	LUD	125	30	120	162	40	SF:73x73 RF:93x73	SF:58x58 RF:76x58	7



✓ Recommended Load = Load Cap. X 3    ✓ Temp. Range : -10 ~ 90°C

Swivel	Rigid	Swivel/Brake	Rigid/Brake	WHEEL TYPES	 [mm]	 [mm]	 [kg]	 [mm]	 [mm]	 [mm]	 [mm]
GDC-100-ASS	GDC-100-ARS	GDC-100-BSS	GDC-100-BRS	LUD	100	30	120	135	40	M12x1.75P	30
GDC-125-ASS	GDC-125-ARS	GDC-125-BSS	GDC-125-BRS	LUD	125	30	120	162	40	M12x1.75P	30

### ✓ Wheel types

- Cast PU(Shore A 90)
- Aluminum core
- 2 Ball bearings

### ✓ Materials



- ① Top plate : Pressed steel / Rigid-Aluminum
- ② Frame : Aluminum
- ③ Wheel : Refer to wheel types
- ④ Finish : Powder coating & Zinc galvanized

### ✓ Options

CasterDepot®

# GDD series

Light duty casters

kg 75 kg

✓ RoHS



- Furniture
- Office machines, Display stands
- Medical appliances



Swivel

GDD-75-ASF



Rigid

-

Swivel/Brake

GDD-75-BSF

WHEEL TYPES

✓ Recommended Load = Load Cap. X 3    ✓ Temp. Range : -10 ~ 90°C



LUP	75	17x2	75	95	30	60x60	47x47	6
-----	----	------	----	----	----	-------	-------	---



Swivel

GDD-75-ASS



Rigid

-

Swivel/Brake

GDD-75-BSS

WHEEL TYPES

✓ Recommended Load = Load Cap. X 3    ✓ Temp. Range : -10 ~ 90°C



LUP	75	17x2	75	90	30	M12x1.75	25
-----	----	------	----	----	----	----------	----



### ✓ Wheel types

LUP

- Cast PU(Shore A 90)
- Aluminum core
- 2 Ball bearings

### ✓ Materials



- ① Top plate : Pressed steel
- ② Frame : Aluminum diecasted
- Wheel : Refer to wheel types
- ④ Finish : Powder coating & Zinc galvanized

### ✓ Options

- FBL : Black frame is available
- WEU : Anti-static wheel is available.(Black)



GDD-75-BSF-LUP-FBL-WEU

# RT series

Medium duty casters

kg 280 ~ 350 kg








✓ RoHS



- ROLLTAINER in warehouse
- Carts for material handling purpose in factories
- Carts of plastic box
- Medium duty purpose carts



✓ Recommended Load = Load Cap. X 3    ✓ Temp. Range : -10 ~ 90°C

Swivel	Rigid	Swivel/Brake	WHEEL TYPES								
				[mm]	[mm]	[Kg]	[mm]	[mm]	[mm]	[mm]	[mm]
RT1-150-ASF	RT1-150-ARF	RT1-150-BSF	MUID	150	45	280	190	40	[SF] 102x102	80x80	11
			MUPD		40	350			[RF] 75x75		
RT2-150-ASF	RT2-150-ARF	RT2-150-BSF	MUID	150	45	320	198	40	[SF] 108x114	[SF] 90x90	11
			MUPD		40	350			[RF] 80x80	[RF] 100x55	
RT3-150-ASF	RT3-150-ARF	RT3-150-BSF	MUID	150	45	280	190	40	[SF] 126x87	92x66	11
			MUPD		40	350			[RF] 84x71		

# CasterDepot®

### ✓ Wheel types

MUID

- Cast PU(Shore A 95)
- Pressed steel core
- Special ball bearing

MUPD



- Cast PU(Shore A 95)
- Pressed steel core
- 2 Ball bearings

### ✓ Materials



- ① Top plate : Pressed steel
- ② Frame : Pressed steel
- ③ Wheel : Refer to wheel types
- ④ Finish : Zinc galvanized

### ✓ Options

# PM series

## Medium duty casters

kg 200 ~ 500 kg

✓ RoHS



- Casters for school feeding
- Casters for hospitals, hotels
- Casters for material handling purpose in factories
- Medium duty purpose casters



✓ Recommended Load = Load Cap. X 3    ✓ Temp. Range : -10 ~ 90°C

Swivel	Rigid	Swivel/Brake	WHEEL TYPES	[mm]		[kg]	[mm]	[mm]	[mm]	[mm]	
				W	H	L					
PM-100-ASF	PM-100-ARF	PM-100-BSF	MUD	40	250						
			HUD	48	300						
			SUD	100	40	200	136	50	115x102	92x66 76x76	11
			MCD	48	350						
			NYD	48	350						
PM-130-ASF	PM-130-ARF	PM-130-BSF	MUD	40	300						
			HUD	40	350						
			SUD	130	40	270	162	50	115x102	92x66 76x76	11
			HUWD	48	400						
			MCD	48	400						
PM-150-ASF	PM-150-ARF	PM-150-BSF	MUD	40	350						
			MUPD	40	350						
			HUD	150	40	400	190	50	115x102	92x66 76x76	11
			SUD	40	330						
			HUWD	48	450						
PM-200-ASF	PM-200-ARF	PM-200-BSF	MCD	48	450						
			MUD	40	400						
			HUD	200	40	450	239	65	115x102	92x66 76x76	11
			MCD	40	500						



### ✓ Wheel types

MUD



- Cast PU(Shore A 95)
- Aluminum core
- 2 Ball bearings

HUD

- Cast PU(Shore A 95)
- Aluminum core
- 2 Ball bearings

SUD

- Cast PU(Shore A 75)
- Aluminum core
- 2 Ball bearings

HUWD



- Cast PU(Shore A 95)
- Aluminum core
- 2 Ball bearings

MCD

- MC nylon(Shore D 80)
- 2 Ball bearings

NYD



- Nylon(Shore D70)
- 2 Ball bearings

MUPD



- Cast PU(Shore A 95)
- Pressed steel core
- 2 Ball bearings

### ✓ Materials



- ① Top plate : Pressed steel
- ② Frame : Pressed steel
- ③ Wheel : Refer to wheel types
- ④ Finish : Powder coating & Zinc galvanized

### ✓ Options

- FZN : Zinc galvanized Frame is available
- WEU : Anti-static wheel is available.(Black), Zinc galvanized Frame



PM-100-ASF-HUD-FZN-WEU

# GH series

## Medium duty casters

kg 200 ~ 600 kg







✓ RoHS



- Carts for material handling purpose in factories
- Moving for heavy size equipment
- Medium duty purpose carts



✓ Recommended Load = Load Cap. X 3    ✓ Temp. Range : -10 ~ 90°C

Swivel	Rigid	Swivel/Brake	WHEEL TYPES	 [mm]	 [kg]	 [mm]	 [mm]	 [mm]	 [mm]	
GH-100-ASF	GH-100-ARF	GH-100-BSF	MUD	40	250	156	50	115x102	92x66 76x76	11
			HUD	48	400					
			SUD	40	200					
			MCD	48	600					
			NYD	48	600					
GH-130-ASF	GH-130-ARF	GH-130-BSF	MUD	40	300	185.5	50	115x102	92x66 76x76	11
			HUD	48	430					
			SUD	40	270					
			HUWD	48	500					
			MCD	48	600					
GH-150-ASF	GH-150-ARF	GH-150-BSF	MUD	40	350	205.5	50	115x102	92x66 76x76	11
			HUD	48	550					
			SUD	40	330					
			HUWD	48	600					
			MCD	48	600					
GH-200-ASF	GH-200-ARF	GH-200-BSF	MUD	40	400	241	65	115x102	92x66 76x76	11
			HUD	40	550					
			MCD	40	600					



### ✓ Wheel types

MUD



- Cast PU(Shore A 95)
- Aluminum core
- 2 Ball bearings

HUD

- Cast PU(Shore A 95)
- Aluminum core
- 2 Ball bearings

SUD

- Cast PU(Shore A 75)
- Aluminum core
- 2 Ball bearings

HUWD



- Cast PU(Shore A 95)
- Aluminum core
- 2 Ball bearings

MCD

- MC nylon(Shore D 80)
- 2 Ball bearings

NYD



- Nylon(Shore D70)
- 2 Ball bearings

### ✓ Materials



- ① Top plate : Pressed steel
- ② Frame : Pressed steel
- ③ Wheel : Refer to wheel types
- ④ Finish : Zinc galvanized

### ✓ Options

- WEU : Anti-static wheel is available(Black) ⚡

# PH series

## Medium duty casters

kg 200 ~ 600 kg








✓ RoHS



- Carts for material handling purpose in factories
- Moving for heavy size equipment
- Medium duty purpose carts



✓ Recommended Load = Load Cap. X 3    ✓ Temp. Range : -10 ~ 90°C

	Swivel	Rigid	Swivel/Brake	WHEEL TYPES	 [mm]	 [mm]	 [kg]	 [mm]	 [mm]	 [mm]	 [mm]	
PH-100-ASF		PH-100-ARF	PH-100-BSF	HUD	100		48	157	50	100x85	80x60 77x45	9
				MUD			40					
				SUD			40					
				MCD			48					
				NYD			48					
PH-130-ASF		PH-130-ARF	PH-130-BSF	HUD	130		40	186	50	100x85	80x60 77x45	9
				MUD			40					
				SUD			40					
				HUWD			48					
				MCD			48					
PH-150-ASF		PH-150-ARF	PH-150-BSF	HUD	150		40	206	50	100x85	80x60 77x45	9
				MUD			40					
				SUD			40					
				HUWD			48					
				MCD			48					

# CasterDepot®

### ✓ Wheel types

MUD



- Cast PU(Shore A 95)
- Aluminum core
- 2 Ball bearings

HUD

- Cast PU(Shore A 95)
- Aluminum core
- 2 Ball bearings

SUD

- Cast PU(Shore A 75)
- Aluminum core
- 2 Ball bearings

HUWD



- Cast PU(Shore A 95)
- Aluminum core
- 2 Ball bearings

MCD

- MC nylon(Shore D 80)
- 2 Ball bearings

NYD



- Nylon(Shore D70)
- 2 Ball bearings

### ✓ Materials



- ① Top plate : Pressed steel
- ② Frame : Pressed steel
- ③ Wheel : Refer to wheel types
- ④ Finish : Powder coating & Zinc galvanized

### ✓ Options

- WEU : Anti-static wheel is available.(Black), Zinc galvanized Frame



PH-130-ASF-HUD-F2N-WEU

# PHS series

Medium duty casters

kg 400 ~ 600 kg









✓ RoHS

- Moving for heavy size equipment
- Heavy duty purpose carts



Swivel	Rigid	Swivel/Brake
PHS-75-ASF		-
PHS-100-ASF		PHS 100 BSF

WHEEL TYPES

	 [mm]	 [mm]	 [kg]	 [mm]	 [mm]	 [mm]	 [mm]	 [mm]
MCD	75	48	600	115	35	100x100	78x78	10.5
NYD			600				64x64	
MCD			600					
NYD	100	48	600	157	50	100x100	78x78	10.5
HUD			400				64x64	

✓ Recommended Load = Load Cap. X 3    ✓ Temp. Range : -10 ~ 90°C

# CasterDepot®

✓ Wheel types

HUD

- Cast PU(Shore A 95)
- Aluminum core
- 2 Ball bearings

MCD



- MC nylon(Shore D 80)
- 2 Ball bearings

NYD



- Nylon(Shore D70)
- 2 Ball bearings

✓ Materials



- ① Top plate : Pressed steel
- ② Frame : Pressed steel
- Wheel : Refer to wheel types
- ④ Finish : Powder coating & Zinc galvanized

✓ Options

# PMW series

Medium duty casters

kg 400 ~ 450 kg









✓ RoHS



- Carts for school feeding
- Carts for hospitals, hotels
- Carts for material handling purpose in factories
- Medium duty purpose carts



✓ Recommended Load = Load Cap. X 3    ✓ Temp. Range : -10 ~ 90°C

Swivel	Rigid	Swivel/Brake	WHEEL TYPES	 [mm]	 [mm]	 [kg]	 [mm]	 [mm]	 [mm]	 [mm]	 [mm]
PMW-130-ASF	PMW-130-ARF	PMW-130-BSF	HUWD	130	48	400	162	50	140x110	105x80	11
			MCD			400					
PMW-150-ASF	PMW-150-ARF	PMW-150-BSF	HUWD	150	48	450	190	50	140x110	105x80	11
			MCD			450					

# CasterDepot®

## ✓ Wheel types

HUWD

MCD



NYD



- Cast PU(Shore A 95)
- Aluminum core
- 2 Ball bearings

- MC nylon(Shore D 80)
- 2 Ball bearings

- Nylon(Shore D70)
- 2 Ball bearings

## ✓ Materials



- ① Top plate : Pressed steel
- ② Frame : Pressed steel
- ③ Wheel : Refer to wheel types
- ④ Finish : Powder coating & Zinc galvanized

## ✓ Options

# PHW series

Medium duty casters

kg 500 ~ 600 kg









✓ RoHS



- Carts for school feeding
- Carts for hospitals, hotels
- Carts for material handling purpose in factories
- Medium duty purpose carts



✓ Recommended Load = Load Cap. X 3    ✓ Temp. Range : -10 ~ 90°C

Swivel	Rigid	Swivel/Brake	WHEEL TYPES	 [mm]	 [mm]	 [kg]	 [mm]	 [mm]	 [mm]	 [mm]	 [mm]
PHW-130-ASF	PHW-130-ARF	PHW-130-BSF	HUWD	130	48	500	186	50	130x110	105x75	12
			MCD			600					
PHW-150-ASF	PHW-150-ARF	PHW-150-BSF	HUWD	150	48	600	206	50	130x110	105x75	12
			MCD			600					

# CasterDepot®

### ✓ Wheel types

HUWD

MCD



- Cast PU(Shore A 95)
- Aluminum core
- 2 Ball bearings
- MC nylon(Shore D 80)
- 2 Ball bearings

### ✓ Materials



- ① Top plate : Pressed steel
- ② Frame : Pressed steel
- ③ Wheel : Refer to wheel types
- ④ Finish : Powder coating & Zinc galvanized

### ✓ Options

# GF series

Heavy duty casters

kg 650 ~ 1,300 kg









✓ RoHS



- Moving for heavy size equipment
- Heavy duty purpose carts



✓ Recommended Load = Load Cap. X 3    ✓ Temp. Range : -10 ~ 90°C

Swivel	Rigid	Swivel/Brake	Rigid/Brake	WHEEL TYPES	 [mm]	 [mm]	 [kg]	 [mm]	 [mm]	 [mm]	 [mm]	 [mm]
GF-100-ASF	GF-100-ARF	GF-100-BSF	GF-100-BRF	MUD	100	67	650	145	37	159x114	134x86	13
				MCD			800					
GF-125-ASF	GF-125-ARF	GF-125-BSF	GF-125-BRF	MUD	125	64	750	167	44	159x114	134x86	13
				MCD			900					
GF-150-ASF	GF-150-ARF	GF-150-BSF	GF-150-BRF	MUD	150	64	800	190	52	159x114	134x86	13
				MCD			1,000					
GF-200-ASF	GF-200-ARF	GF-200-BSF	GF-200-BRF	MUD	200	64	850	257	57	159x114	134x86	13
				MCD			1,100					
GF-250-ASF	GF-250-ARF	GF-250-BSF	GF-250-BRF	MUD	250	64	1,200	300	61	159x114	134x86	13
				MCD			1,300					

# Caster Depot®

## ✓ Wheel types

MUD



- Cast PU(Shore A 95)
- Aluminum core
- 2 Ball bearings

MCD



- MC nylon(Shore D 80)
- 2 Ball bearings

## ✓ Materials



- ① Top plate : Forged / Pressed steel
- ② Frame : Forged / Carbon steel
- ③ Wheel : Refer to wheel types
- ④ Finish : Zinc galvanized

## ✓ Options

- FRN : Brake direction is optional(only 150/200/250)



GF-150-BSF-MUD



GF-150-BSF-MUD-FRN

# GXT series

Heavy duty casters

kg 500 ~2,700 kg

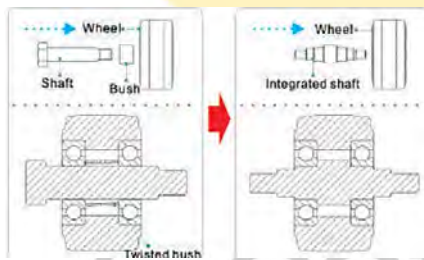
✓ RoHS

- Moving for heavy size equipment
- Heavy duty purpose carts



✓ Recommended Load = Load Cap. X 3    ✓ Temp. Range : -10 ~ 90°C

Swivel	Rigid	Swivel/Brake	WHEEL TYPES								
				[mm]	[mm]	[kg]	[mm]	[mm]	[mm]	[mm]	[mm]
GXT-80-ASF	GXT-80-ARF	GXT-80-BSF	HUD	80	48	500	120	40	100x85	80x60	9
			MCD			800					
GXT-100-ASF	GXT-100-ARF	GXT-100-BSF	HUD	100	48	600	140	40	100x85	80x60	9
			MCD			900					
			NYD			900					
GXT-125-ASF	GXT-125-ARF	GXT-125-BSF	HUD	125	70	1,100	170	77.5	175x140	148x111	14
			MCD			1,500				132x99	
GXT-150-ASF	GXT-150-ARF	GXT-150-BSF	HUD	150	68	1,500	224	48	175x140	148x111	14
			MCD			2,200				200	
GXT-200-ASF	GXT-200-ARF	GXT-200-BSF	HUD	200	68	2,000	275	60	175x140	148x111	14
			MCD			2,500				260	
GXT-250-ASF	GXT-250-ARF	GXT-250-BSF	HUD	250	64	2,300	310	75	175x140	148x111	14
			MCD			2,700				310	



### Why do you have to select FOOT MASTER® heavy duty casters?

• Normally other heavy duty casters have bush-shaft separated structure, in which small gaps and frictions occur between a bush and bearings during its operation, affecting casters' rolling performance and durability. Contrary to those FOOT MASTER® heavy duty casters have bush-shaft integrated structure through precision-processing. From a mechanical engineering perspective, FOOT MASTER®'s unique integrated shaft offers the best solution for the heavy duty purpose.

### ✓ Wheel types

- |  |  |   |
|--|--|---|
| <p><b>HUD</b></p> <ul style="list-style-type: none"> <li>• Cast PU</li> <li>80~100 : Shore D70</li> <li>125~200 : Shore A95</li> <li>• Aluminum / Steel core</li> <li>• 2 Ball bearings</li> </ul> | <p><b>MCD</b></p> <ul style="list-style-type: none"> <li>• MC nylon(Shore D80)</li> <li>• 2 Ball bearings</li> </ul> | <p><b>NYD</b></p> <ul style="list-style-type: none"> <li>• Nylon(Shore D70)</li> <li>• 2 Ball bearings</li> </ul> |
|--|--|---|

### ✓ Materials

- 
- ① Top plate : Forged steel / Carbon steel
  - ② Frame : Forged steel / Carbon steel
  - ③ Wheel : Refer to wheel types
  - ④ Finish : Powder coating & Zinc galvanized

### ✓ Options

# GXT series

Heavy duty casters - Leveling casters









kg 500 ~ 600 kg

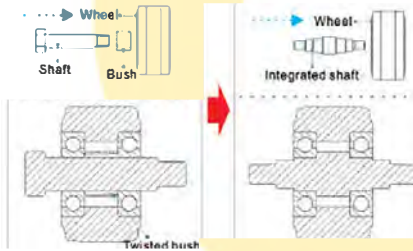
✓ RoHS

- Moving for heavy size equipment
- Heavy duty purpose carts



✓ Recommended Load = Load Cap. X 3    ✓ Temp. Range : -10 ~ 90°C

Swivel	Rigid	Swivel/Brake	WHEEL TYPES	 [mm]	 [mm]	 (Kg)	 [mm]	 [mm]	 [mm]	 [mm]	 [mm]
GXT-80-ASS		GXT-80-BSS	HUD MCD	80	48	500 500	120	40	TM32-4 or M36x4.0P	115+15	20
GXT-100-ASS		GXT-100-BSS	HUD MCD NYD	100	48	600 600 600	140	40	TM32-4 or M36x4.0P	115+15	20



**Why do you have to select FOOT MASTER® heavy duty casters?**

- Normally other heavy duty casters have bush-shaft separated structure, in which small gaps and frictions occur between a bush and bearings during its operation, affecting casters' rolling performance and durability. Contrary to those FOOT MASTER® heavy duty casters have bush-shaft integrated structure through precision-processing. From a mechanical engineering perspective, FOOT MASTER®'s unique integrated shaft offers the best solution for the heavy duty purpose.

# CasterDepot®

✓ **Wheel types**



- Cast PU(Shore D 70)
- Steel core
- 2 Ball bearings

MCD



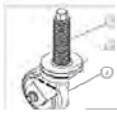
- MC nylon(Shore D80)
- 2 Ball bearings

NYD



- Nylon(Shore D70)
- 2 Ball bearings

✓ **Materials**



- ① Top plate : Forged steel / Carbon steel
- ② Frame : Forged steel / Carbon steel
- ③ Wheel : Refer to wheel types
- ④ Finish : Powder coating & Zinc galvanized

✓ **Options**

# GXTT series

Heavy duty casters











**kg** 800 ~2,300 kg

✓ RoHS

- Moving for heavy size equipment
- Heavy duty purpose carts



✓ Recommended Load = Load Cap. X 3    ✓ Temp. Range : -10 ~ 90°C

Swivel	Rigid	Swivel/Brake	Rigid/Brake	WHEEL TYPES	 [mm]	 [mm]	 [kg]	 [mm]	 [mm]	 [mm]	 [mm]	 [mm]
GXTT-75-ASF	GXTT-75-ARF	GXTT-75-BSF	GXTT-75-BRF	HUD	75	40x2	800	125	45	[SF]	105x80	
				MCD			1,700			140x110		
GXTT-100-ASF	GXTT-100-ARF	GXTT-100-BSF	GXTT-100-BRF	HUD	100	40x2	1,100	150	50	[RF]	105x80	13
				MCD			2,000			140x117		
GXTT-125-ASF	GXTT-125-ARF	GXTT-125-BSF	GXTT-125-BRF	HUD	125	40x2	1,400	175	55		105x80	13
				MCD			2,300					

# CasterDepot®

## ✓ Wheel types

HUD

MCD



- Cast PU(Shore D 70)
- Aluminum core
- 2 Ball bearing
- MC nylon(Shore D 80)
- 2 Ball bearing

## ✓ Materials



- ① Top plate : Forged steel / Carbon steel
- ② Frame : Forged steel / Carbon steel
- ③ Wheel : Refer to wheel types
- ④ Finish : Powder coating & Zinc galvanized

## ✓ Options

# GXTD series

Heavy duty casters

kg 400 ~ 5,200 kg









✓ RoHS



- Moving for heavy size equipment
- Heavy duty purpose carts
- Heavy duty AGV (Inquiry is necessary)



✓ Recommended Load = Load Cap. X 3    ✓ Temp. Range : -10 ~ 90°C

Swivel	Rigid	Swivel/Brake	WHEEL TYPES	 [mm]	 [mm]	 [kg]	 [mm]	 [mm]	 [mm]	 [mm]	 [mm]
GXTD-100-ASF	GXTD-100-ARF	-	HUD	100	29x2	400	156	35	140x112	110x75 105x80	11
GXTD-110-ASF	GXTD-110-ARF	-	HUD	110	29x2	400	156	30	112x112	88x88	9
GXTD-150-ASF	GXTD-150-ARF	-	HUD	150	40x2	800	200	35	145x130	115x100	11
GXTD-200-ASF	GXTD-200-ARF	-	HUD	200	65x2	2,500	265	50	210x210	170x170	17
GXTD-250-ASF	GXTD-250-ARF	-	HUD	250	78x2	4,500	330	70	255x215	210x160	18
GXTD-300-ASF	GXTD-300-ARF	-	HUD	300	78x2	5,200	390	80	255x215	210x160	18

### ✓ Wheel types

HUD

- Cast PU(Shore A 95)
- Steel core
- 2 Ball bearings

### ✓ Materials



- ① Top plate : Forged steel / Carbon steel
- ② Frame : Carbon steel
- ③ Wheel : Refer to wheel types
- ④ Finish : Powder coating & Zinc galvanized

### ✓ Options

- Order-made is available
- Inquiry is necessary for the usage of AGV

# UGXT series

Heavy duty casters









kg 6,000 ~ 8,000 kg

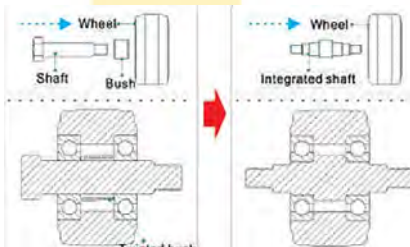
✓ RoHS

- Moving for heavy size equipment
- Heavy duty purpose carts



✓ Recommended Load = Load Cap. X 3    ✓ Temp. Range : -10 ~ 90°C

Swivel	Rigid	Swivel/Brake	WHEEL TYPES	 [mm]	 [mm]	 [kg]	 [mm]	 [mm]	 [mm]	 [mm]	 [mm]
UGXT-200-ASF	UGXT-200-ARF	UGXT-200-BSF	MCQ	200	100	6,000	280	75	255x215	210x160	18
UGXT-250-ASF	UGXT-250-ARF	UGXT-250-BSF	MCQ	250	100	7,000	330	80	255x215	210x160	18
UGXT-300-ASF	UGXT-300-ARF	UGXT-300-BSF	MCQ	300	100	8,000	380	90	255x215	210x160	18



### Why do you have to select FOOT MASTER® heavy duty casters?

- Normally other heavy duty casters have bush-shaft separated structure, in which small gaps and frictions occur between a bush and bearings during its operation, affecting casters' rolling performance and durability. Contrary to those FOOT MASTER® heavy duty casters have bush-shaft integrated structure through precision-processing. From a mechanical engineering perspective, FOOT MASTER®'s unique integrated shaft offers the best solution for the heavy duty purpose.



### ✓ Wheel types

MCQ

- MC nylon(Shore D 80)
- 4 Ball bearings

### ✓ Materials



- ① Top plate : Forged steel / Carbon steel
- ② Frame : Forged steel / Carbon steel
- ③ Wheel : Refer to wheel types
- ④ Finish : Powder coating & Zinc galvanized

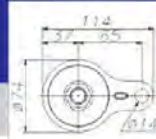
### ✓ Options

# PC/PF/PFR/PFA series

Leveling Foot

kg 200 ~ 1,000 kg

✓ RoHS



Materials

Bolt / Nut	Carbon steel
Pad	PFA: Pressed steel PC: Pressed steel+TPR PF: Pressed steel PFR: Pressed steel+NBR
Finish	PFA: Pressed steel ALL: Ni Plated / Polishing

Model	L1	L	H1	H	B	A	Kg/4pcs	Model	L1	L	H1	H	B	A	Kg/4pcs
PC-8	40	57.5	11	6.5	Ø36	M8x1.25	200	PF-8	40	57	10.5	6.5	Ø37	M8x1.25	300
	80	97.5							97						
PC-10	60	81	8	8	M10x1.5	300	PF-10	60	81	8	8	M10x1.5	300		
	100	121						100	121						
PC-12	60	82	13	9	Ø48	M12x1.75	500	PF-12	60	82	13.5	Ø54	M12x1.75	500	
	90	112							90	112					
	120	142							120	142					
	150	172							150	172					
PC-16	50	76	11	11	M16x2.0	800	PF-16 SPF-16 (Stainless Steel)	50	79	11	Ø74	M16x2.0	800		
	80	106						80	109						
	100	126						100	129						
	130	156						130	159						
PC-20	150	176	15	14	Ø58	M20x2.5	1,000	PF-20 SPF-20 (Stainless Steel)	150	179	17	Ø74	M20x2.5	1,000	
	180	206							180	209					
	200	226							200	229					
	100	129							100	131					
	130	159							130	161					
	150	179							150	181					
180	209	180	211												
200	229	200	231												

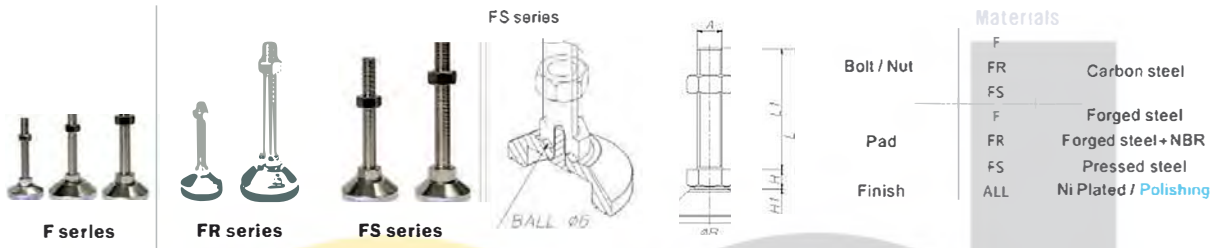
Model	L1	L	H1	H	B	A	Kg/4pcs	Model	L1	L	H1	H	B	A	Kg/4pcs
PFR-8	40	61	15	6.5	Ø43	M8x1.25	200	PFA-10	60	85	8	8	M10x1.5	300	
	80	101							100	125					
PFR-10	60	87	18	8	M10x1.5	300	PFA-12	60	86	18	Ø60	M12x1.75	500		
	100	126						90	116						
PFR-12	90	117	22.5	9	M12x1.75	500	PFA-16 SPFA-16 (Stainless Steel)	90	116	17	Ø74	M16x2.0	800		
	120	147						120	146						
	150	177						150	176						
PFR-16 SPFR-16 (Stainless Steel)	50	84	11	11	M16x2.0	800	PFA-20 SPFA-20 (Stainless Steel)	50	79	14	Ø74	M20x2.5	1,000		
	80	114						80	109						
	100	134						100	129						
	130	164						130	159						
PFR-20 SPFR-20 (Stainless Steel)	150	176	14	14	M20x2.5	1,000	PFA-20 SPFA-20 (Stainless Steel)	150	179	14	Ø74	M20x2.5	1,000		
	180	214						180	209						
	200	234						200	229						
	100	136						100	131						
130	166	130	161												
150	176	150	181												
180	216	180	211												
200	236	200	231												

# F/FR/FS series

Leveling Foot

kg 1,000 ~ 4,000 kg

✓ RoHS



Model	L1	L	H1	H	B	A	Kg/4pcs	Model	L1	L	H1	H	B	A	Kg/4pcs
F-10	60	126		8		M10x1.5	1.000	FR 10	60	92.5				M10x1.5	1.000
	100								100	132.5					
F-12	60	87	18		Ø55	M12x1.75	1.500	FR-12	60	93.5	24.5		Ø55		
	90	117							90	123.5		9		M12x1.75	1.500
	120	147							120	153.5					
	150	177							150	183.5					
F-16	50	86						FR-16	50	96					
SF-16	80	116						SFR-16	80	126					
(Stainless Steel)	100	136							100	146					
	130	166	11			M16x2.0	2.000		130	176		11		M16x2.0	2.000
	150	186							150	196					
	180	216							180	226					
	200	236							200	246					
F-20	100	139	25		Ø80			FR-20	100	149	35		Ø80		
SF-20	130	169						SFR-20	130	179					
(Stainless Steel)	150	189	14			M20x2.5	3.000		150	199		14		M20x2.5	3.000
	180	219							180	219					
	200	239							200	239					
F-24	150	191						FR-24	150	201					
	200	241				M24x3.0	4.000		200	251		16		M24x3.0	4.000

Model	L1	L	H1	H	B	A	Kg/4pcs
FS-20	150	189	25	13	Ø80	M20x2.5	3.000
FS-24	200	241		15		M24x3.0	4.000

Caster Depot®

# FT/PT series

Trolleys - Silent & Smooth Running, Safe & Strong Structure

kg 150 ~ 300 kg

✓ RoHS

FT-150-RB  
(Rigid Handle)



FT-150-FB  
(Foldable Handle)



FT-150-FD  
(Foldable Handle, Deck Brake)



Deck Brake



FT-300-RB  
(Rigid Handle)




FT-300-FB  
(Foldable Handle)



FT-300-FD  
(Foldable Handle, Deck Brake)



FT-300X-OO  
(Caster Layout)



PT-150-FA  
(Foldable Handle)



PT-150-FB  
(Foldable Handle)



## √Specification

Model	Deck	Dimension (mm)		Load Capacity (kg)	Net Weight(kg)
		Handle Height	Deck Height		
FT-150	750x470	870	189	150	12
		850			13.5
		850			12
		850			13.5
		870			18.6
		870			20.3
FT-300	900x600	850	215	300	18.6
		850			18.6
		870			20.3
		870			20.3
		850			20.3
		850			20.3
PT-150	740x460	875	165	150	11.1
		885			175


# Fork Lift Master Wheel

Drive and running wheels for stackers and forklift trucks

kg 1,000 ~ 2,500 kg

✓ RoHS

- ✓ Solid structure with steel core
- ✓ Optimal to various Fork Lift Wheels to be operated at harsh conditions
- ✓ Excellent abrasion resistance and adhesion with high quality polyurethane
- ✓ Minimized vibration noise through precise design
- ✓ Polyurethane product group with diverse functions



Our Fork Lift Wheel provides highest solutions to any requirement of clients based on incessant investment in product development and knowhow.


High quality wheels manufactured by the best technology and facility are the proud of G-dok incorporating safety through technology.

Division	Standard	Model	Wheel dia(D) [mm]	Wheel width(W) [mm]	Application [SPEC]	Details
<b>DOOSAN</b>	DRIVE WHEEL	FLDD-D343xW140	343	140	BR 20~25	<ul style="list-style-type: none"> <li>✓ Cast PU</li> <li>✓ Steel core</li> <li>✓ Ball bearing</li> <li>✓ Excellent abrasion resistance</li> <li>✓ Minimize noise and vibration</li> </ul>
	DRIVE WHEEL	FLDD-D343xW114	343	114	BR 10~18	
	LOAD WHEEL	FLDL-D267xW114	267	114	BR 20~25	
	LOAD WHEEL	FLDL-D254xW100	254	100	BR 14~18	
	LOAD WHEEL	FLDL-D254xW76	254	76	BR 10~13	
	CASTER WHEEL	FLDC-D203xW76	203	76	BR 20~25	
CASTER WHEEL	FLDC-D165xW60	165	60	BR 10~18		

✓ Wheel types(Options) \*\*

◦ NDI Best polyurethane is available(premium)

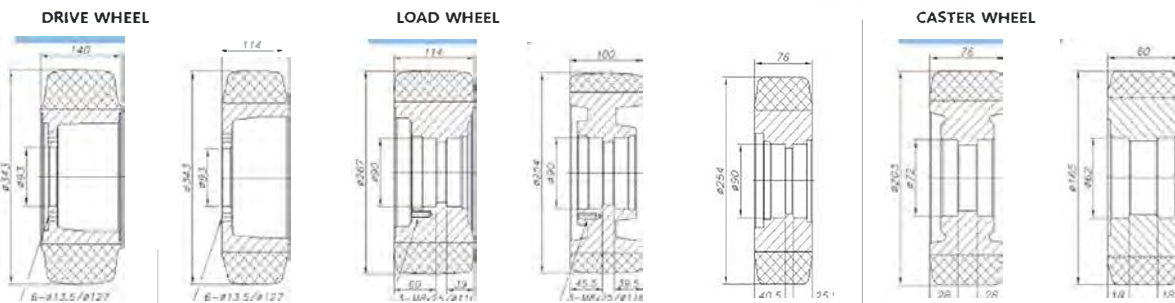
**NDI**



✓ NDI Premium Urethane

- Excellent abrasion resistance as high-end polyurethane
- Resistance to tear or crack is particularly excellent
- Optimal for driving equipment with high restoring property, when operating after a stoppage
- Extremely strong against particles and deformation stress

✓ Dimension \*\*



# Injection PU/Rubber Wheels

Light Duty Wheels

kg 40 ~ 210 kg

✓ RoHS




## Light duty Injection PU/High grade Rubber Wheels

- ✓ Elegant appearance
- ✓ Strong impact resistance by the application of PP core
- ✓ Strong oil resistance, Strong corrosion resistance
- ✓ Non marking
- ✓ Temp. Range : -10 ~ +90°C

Model	Wheel types	Details	Wheel dia (D)	Wheel width (W)	Shaft dia. (A)	Hub length (L)	Load capacity (kg)	Bearing
TUN	TUN-50-24	✓ Injection PU(Shore D92) ✓ No bearing	50	24	6	29	40	X
	TUN-64-24		64	24	6	29	50	X
	TUN-75-25		75	25	8	40	75	X
	TUN-100-30		100	30	8	40	100	X
	TUN-125-30		125	30	8	40	110	X
TUS	TUS-75-25	✓ Injection PU(Shore D92) ✓ 1 Ball bearing	75	25	8	40	75	6202 ZZ
	TUS-100-30		100	30	8	40	100	6202 ZZ
	TUS-125-30		125	30	8	40	110	6202 ZZ
TUD	TUD-100-30	✓ Injection PU(Shore D92) ✓ 2 Ball bearings	100	30	8	30	100	608 ZZ
	TUD-125-30		125	30	8	30	110	608 ZZ
	TUD-130-48		130	48	15	50	180	6202 ZZ
	TUD-150-30		150	30	8	30	110	608 ZZ
	TUD-150-48		150	48	15	50	210	6202 ZZ
HRN	HRN-50-24	✓ Rubber(Shore D85) ✓ No bearing	50	24	6	29	40	X
	HRN-64-24		64	24	6	29	50	X
	HRN-75-25		75	25	8	40	75	X
	HRN-100-30		100	30	8	40	100	X
	HRN-125-30		125	30	8	40	110	X
HRS	HRS-75-25	✓ Rubber(Shore D85) ✓ 1 Ball bearing	75	25	8	40	75	6202 ZZ
	HRS-100-30		100	30	8	40	100	6202 ZZ
	HRS-125-30		125	30	8	40	110	6202 ZZ
HRD	HRD-100-30	✓ Rubber(Shore D85) ✓ 2 Ball bearings	100	30	8	30	100	608 ZZ
	HRD-125-30		125	30	8	30	110	608 ZZ
	HRD-130-48		130	48	15	50	180	6202 ZZ
	HRD-150-30		150	30	8	30	110	608 ZZ
	HRD-150-48		150	48	15	50	210	6202 ZZ

### Wheel types \*\*



# Nylon Wheels

Heavy Duty Wheels

kg 50 ~ 900 kg

✓ RoHS



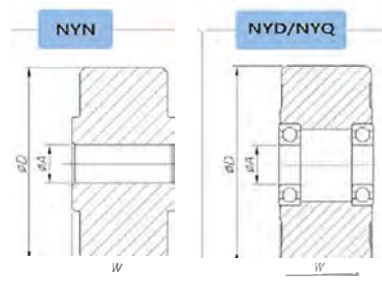
## Nylon wheels

- ✓ Nylon66 injection wheel
- ✓ Strong oil resistance, Strong corrosion resistance, Strong impact resistance
- ✓ Light and economical wheel
- ✓ Non marking
- ✓ Temp. Range : -10 ~ +90°C

Model	Wheel types	Details	Wheel dia (D)	Wheel width (W)	Shaft dia. (A)	Hub length (L)	Load capacity (kg)	Bearing
NYN	NYN-42-20		42	20	7	22	60	X
	NYN-50-25	✓ Nylon66(Shore D70)	50	25	10	27	280	
	NYN-63-30	✓ No bearing	63	30	12	34	550	X
	NYN-75-30		75	30	12	35	800	X
NYD	NYD-60-48		60	48	15	50	500	6003 ZZ
	NYD-70-48		70	48	15	50	600	6003 ZZ
	NYD-75-48	✓ Nylon66(Shore D70)	75	48	15	51	600	6202 ZZ
	NYD-75-55	✓ 2 Ball bearings	75	55	12	55	750	6301 ZZ
	NYD-100-48		100	48	20	48	900	6204 ZZ
NYQ	NYQ-60-55	✓ Nylon66(Shore D70) ✓ 4 Ball bearings	60	55	12	55	600	6901 ZZ

# CasterDepot®

### Wheel types \*\*



# MC Nylon Wheels


Heavy Duty Wheels

kg 50 ~ 8,000 kg

✓ RoHS

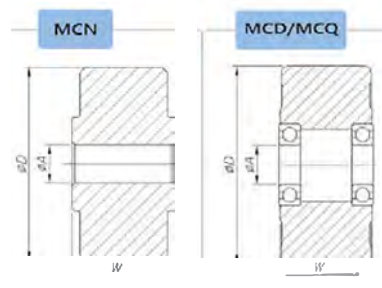
## High strength MC Nylon Wheels

- ✓ Round bar machining wheels, Strong impact resistance
- ✓ Strong oil resistance, Strong corrosion resistance
- ✓ Non marking
- ✓ Temp. Range : -10 ~ +90°C
- ✓ Available within 130°C after grease change



Model	Wheel types	Details	Wheel dia (D)	Wheel width (W)	Shaft dia. (A)	Hub length (L)	Load capacity (kg)	Bearing
MCN	MCN-40-19		40	19	7	21	50	X
	MCN-49-25	✓ MC Nylon(Shore D80)	49	25	10	27	250	X
	MCN-62-28	✓ No bearing	62	28	12	33	500	X
	MCN-74-30	✓ Blue color	74	30	12	34	750	X
	MCN-90-55		90	55	18	56	1,500	X
MCD	MCD-60-48		60	48	15	50	600	6003 ZZ
	MCD-70-48		70	48	15	50	700	6003 ZZ
	MCD-75-40		75	40	25	40	850	6005 ZZ
	MCD-75-48		75	48	15	51	600	6202 ZZ
	MCD-80-48		80	48	20	48	800	6204 ZZ
	MCD-100-40		100	40	25	40	1,000	6005 ZZ
	MCD-100-48		100	48	20	48	900	6204 ZZ
	MCD-100-67		100	67	25	73	800	6005 ZZ
	MCD-125-40	✓ MC Nylon(Shore D80)	125	40	25	40	1,100	6005 ZZ
	MCD-125-64	✓ 2 Ball bearings	125	64	25	73	900	6005 ZZ
	MCD-125-68	✓ Ivory color	125	68	25	70	1,500	6205 ZZ
	MCD-130-48		130	48	20	48	600	6204 ZZ
	MCD-150-48		150	48	20	48	600	6204 ZZ
	MCD-150-64		150	64	25	73	1,000	6205 ZZ
	MCD-150-68		150	68	30	70	2,200	6206 ZZ
	MCD-200-40		200	40	20	48	600	6204 ZZ
	MCD-200-64		200	64	25	73	1,100	6205 ZZ
MCD-200-68		200	68	30	70	2,500	6206 ZZ	
MCD-250-64		250	64	25	73	1,300	6205 ZZ	
MCD-250-70		250	70	30	70	2,700	6206 ZZ	
MCQ	MCQ-200-100	✓ MC Nylon(Shore D80)	200	100	50	100	6,000	6210 ZZ
	MCQ-250-100	✓ 4 Ball bearings	250	100	50	100	7,000	6210 ZZ
	MCQ-300-100	✓ Ivory color	300	100	50	100	8,000	6210 ZZ

Wheel types \*\*



# Light Duty/Soft Polyurethane wheels

Light Duty/Soft Polyurethane Wheels

AL CORE

kg 90 ~ 330 kg

✓ RoHS



## High quality polyurethane wheels

- ✓ Light weight. Strong corrosion resistance by the application of the aluminum core
- ✓ High quality polyurethane + Excellent adhesion
- ✓ Strong oil resistance, Strong corrosion resistance
- ✓ Satisfy the elasticity and durability at a time
- ✓ Anti-static wheel is available (Black color, non-marking) ⚡
- ✓ Temp. range : -10 ~ +90°C

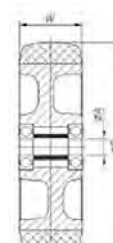
Model	Wheel types	Details	Wheel dia (D)	Wheel width (W)	Shaft dia. (A)	Hub length (L)	Load capacity (kg)	Bearing
LUD	LUD-75-30		75	30	8	30	90	608 ZZ
	LUD-100-30	✓ Cast PU(Shore A90)	100	30	8	30	120	608 ZZ
	LUD-125-30	✓ Aluminum core	125	30	8	30	120	608 ZZ
	LUD-150-30	✓ 2 Ball bearings	150	30	8	30	120	608 ZZ
LUD-WEU	LUD-WEU-75-30	✓ Cast PU(Shore A90)	75	30	8	30	90	608 ZZ
	LUD-WEU-100-30	✓ Aluminum core	100	30	8	30	120	608 ZZ
	LUD-WEU-125-30	✓ 2 Ball bearings	125	30	8	30	120	608 ZZ
	LUD-WEU-150-30	✓ Anti-static version (10 <sup>6</sup> - 10 <sup>7</sup> Ωcm)	150	30	8	30	120	608 ZZ
SUD(75°)	SUD(75°)-100-40	✓ Cast PU(Shore A75)	100	40	15	50	200	6202 ZZ
	SUD(75°)-130-40	✓ Aluminum core	130	40	15	50	270	6202 ZZ
	SUD(75°)-150-40	✓ 2 Ball bearings	150	40	15	50	330	6202 ZZ
SUNS / SUND	SUNS-75-25	✓ Cast PU(Shore A75)	75	25	8	40	90	6202 ZZ
	SUND-100-30	✓ Nylon core	100	30	8	30	100	608 ZZ
	SUND-125-30	✓ 2 Ball bearings(SUNS 1 Bearing)	125	30	8	30	110	608 ZZ

# CasterDepot®

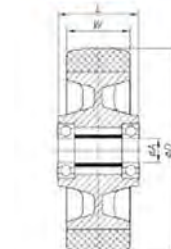
### Wheel types \*\*



LUD/SUND



SUD



# Medium Duty Polyurethane wheels

Medium Duty Polyurethane Wheels

kg 250 ~ 1,200 kg

✓ RoHS



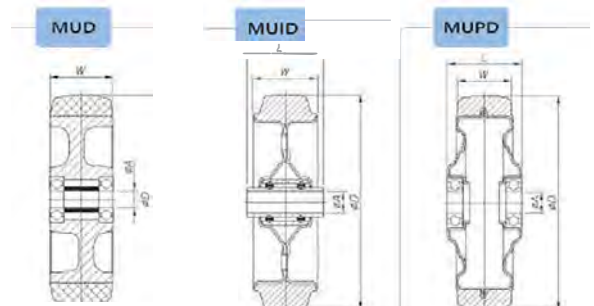
## High quality polyurethane wheels

- ✓ Light weight. Strong corrosion resistance, by the application of the aluminum core(MUID-Steel core)
- ✓ High quality polyurethane + Excellent adhesion
- ✓ Strong at oil and corrosion resistance
- ✓ Color : Blue
- ✓ Temp. range : -10 ~ +90°C

Model	Wheel types	Details	Wheel dia (D)	Wheel width (W)	Shaft dia. (A)	Hub length (L)	Load capacity (kg)	Bearing
MUD	MUD-100-40	✓ Cast PU(Shore A95) ✓ Aluminum core ✓ 2 Ball bearings	100	40	15	50	300	6202 ZZ
	MUD-100-67		100	67	25	73	650	6005 ZZ
	MUD-125-64		125	64	25	73	750	6005 ZZ
	MUD-130-40		130	40	15	50	320	6202 ZZ
	MUD-150-40		150	40	15	50	350	6202 ZZ
	MUD-150-48		150	48	15	50	360	6202 ZZ
	MUD-150-64		150	64	25	73	800	6205 ZZ
	MUD-200-40		200	40	15	50	400	6202 ZZ
	MUD-200-48		200	48	15	50	450	6202 ZZ
	MUD-200-64		200	64	25	73	850	6205 ZZ
MUD-250-64	250	64	25	73	1,200	6205 ZZ		
MUID	MUID-150-45	✓ Cast PU(Shore A95) ✓ Steel core ✓ Special Ball bearings	150	45	15	53	320	SPECIAL BEARING
MUPD	MUPD-150-40	✓ Cast PU(Shore A95) ✓ Aluminum core ✓ 2 Ball bearings	150	40	15	53	350	6202 ZZ

# CasterDepot®

### Wheel types \*\*



# Medium/Heavy duty Polyurethane wheels

Medium/Heavy Duty Wheels

AL CORE

kg 250 ~ 2,300 kg


✓ RoHS



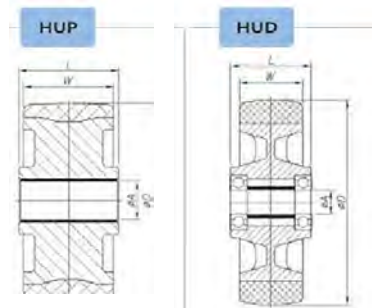
## High quality polyurethane wheels

- ✓ Light weight, Strong corrosion resistance  
by the application of the aluminum core
- ✓ High quality polyurethane + Excellent adhesion
- ✓ Strong water resistance, Strong corrosion resistance
- ✓ Anti-static wheel is available (Black color, non-marking) ⚡
- ✓ Temp. range : -10 ~ +90°C

Model	Wheel types	Details	Wheel dia (D)	Wheel width (W)	Shaft dia. (A)	Hub length (L)	Load capacity (kg)	Bearing
HUP	HUP-50-25	✓ Cast PU(Shore D70)	50	25	10	27	250	X
	HUP-63-30	✓ Aluminum core	63	30	12	34	500	X
	HUP-75-30	✓ Plain bearing	75	30	12	35	750	X
HUD	HUD-100-48		100	48	15	50	400	6202 ZZ
	HUD-125-68		125	68	25	70	1,100	6205 ZZ
	HUD-130-40		130	40	15	50	430	6202 ZZ
	HUD-130-48		130	48	15	50	500	6202 ZZ
	HUD-150-40	✓ Cast PU(Shore A95)	150	40	15	50	550	6202 ZZ
	HUD-150-48	✓ Aluminum core	150	48	15	50	600	6202 ZZ
	HUD-150-68	✓ 2 Ball bearings	150	68	30	70	1,500	6206 ZZ
	HUD-200-40		200	40	15	50	550	6202 ZZ
	HUD-200-48		200	48	15	60	600	6202 ZZ
	HUD-200-68		200	68	30	70	2,000	6206 ZZ
	HUD-250-60		250	60	25	60	1,350	6205 ZZ
	HUD-250-64		250	64	30	70	2,300	6206 ZZ
HUD	HUD-60-48		60	48	15	50	400	6003 ZZ
	HUD-70-48	✓ Cast PU(Shore D70)	70	48	15	50	500	6003 ZZ
	HUD-75-40	✓ Aluminum core	75	40	25	40	400	6005 ZZ
	HUD-100-40	✓ 2 Ball bearings	100	40	25	40	550	6005 ZZ
	HUD-125-40		125	40	25	40	700	6005 ZZ
HUD-WEU	HUD-WEU-100-48	✓ Cast PU(Shore A95)	100	48	15	50	400	6202 ZZ
	HUD-WEU-130-40	✓ Aluminum core	130	40	15	50	430	6202 ZZ
	HUD-WEU-150-40	✓ 2 Ball bearings	150	40	15	50	550	6202 ZZ
	HUD-WEU-200-40	✓ Anti-static version (10 <sup>8</sup> ~ 10 <sup>9</sup> Ωcm)	200	40	15	50	550	6202 ZZ



### Wheel types \*\*



# Medium/Heavy duty Polyurethane wheels

Medium/Heavy Duty Wheels

**STEEL CORE**

**kg** 200 ~ 2,600 kg

✓ RoHS



## High quality polyurethane wheel

- ✓ Solid structure by the application of the steel core
- ✓ High quality polyurethane + Excellent adhesion
- ✓ Strong oil resistance, Strong corrosion resistance
- ✓ Temp. range : -10 ~ +90°C

Model	Wheel types	Details	Wheel dia (D)	Wheel width (W)	Shaft dia. (A)	Hub length (L)	Load capacity (kg)	Bearing
HUD	HUD-100-29		100	29	15	27	200	6202 ZZ
	HUD-110-29		110	29	15	27	200	6202 ZZ
	HUD-150-40	✓ Cast PU(Shore A95)	150	40	17	40	400	6203 ZZ
	HUD-200-65	✓ Steel core	200	65	25	65	1,250	6205 ZZ
	HUD-250-78	✓ 2 Ball bearings	250	78	35	80	2,200	UR207
	HUD-300-78		300	78	35	80	2,600	UR207
HUD	HUD-80-48	✓ Cast PU(Shore D70)	80	48	20	48	500	6204 ZZ
	HUD-100-48	✓ Steel core	100	48	20	48	600	6204 ZZ
		✓ 2 Ball bearings						
HUQ	HUQ-100-50	✓ Cast PU(Shore A95)	100	50	15	62	400	6202 ZZ
		✓ Steel core						
		✓ 4 ball bearings						

# CasterDepot®

### Wheel types \*\*

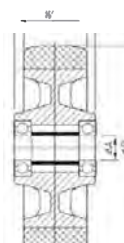
**HUD**



**HUQ**



**HUD/HUQ**



# Heat Resisting Rubber Wheels

Heat Resisting Rubber Wheels

AL CORE

kg 60 ~ 100 kg

✓ RoHS



## Heat Resisting Rubber wheels

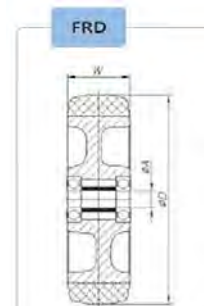
- ✓ Light weight, Strong corrosion resistance, by the application of the aluminum core
- ✓ Available up to 250°C
- ✓ Color : Grey
- ✓ Temp. range : -10 ~ +250°C

Model	Wheel types	Details	Wheel dia (D)	Wheel width (W)	Shaft dia. (A)	Hub length (L)	Load capacity (kg)	Bearing
FRD	FRD-75-30	✓ Rubber(Shore A85)	75	30	8	30	60	608 ZZ
	FRD-100-30	✓ Aluminum core	100	30	8	30	80	608 ZZ
	FRD-125-30	✓ 2 Ball bearing	125	30	8	30	100	608 ZZ

# CasterDepot®

### Wheel types \*\*

FRD




# Roller Wheel

Heavy Duty Wheels

**STEEL CORE**

**kg** 380 ~ 750 kg

✓ RoHS



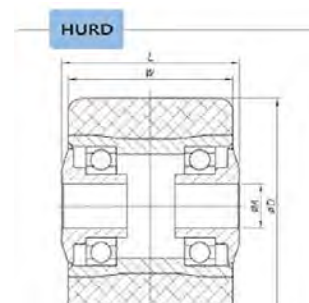
## High quality Roller wheel

- ✓ Solid structure by the application of the steel core
- ✓ High quality polyurethane + Excellent adhesion
- ✓ Strong water resistance. Strong corrosion resistance
- ✓ Outstanding at mechanical property
- ✓ Temp. range : -10 ~ +90°C

Model	Wheel types	Details	Wheel dia (D)	Wheel width (W)	Hub length (L)	Shaft dia. (A)	Load capacity (kg)	Bearing
HURD	HURD-80-06017	✓ Cast PU(Shore A95) ✓ Steel core ✓ 2 Ball bearings	80	55	60	17	380	6005 ZZ
	HURD-80-07017		80	65	70	17	450	6005 ZZ
	HURD-80-10017		80	95	100	17	650	6005 ZZ
	HURD-80-06020		80	55	60	20	380	6005 ZZ
	HURD-80-07020		80	65	70	20	450	6005 ZZ
	HURD-80-10020		80	95	100	20	650	6005 ZZ
	HURD-85-06017		85	55	60	17	450	6005 ZZ
	HURD-85-07017		85	65	70	17	520	6005 ZZ
	HURD-85-08017		85	75	80	17	600	6005 ZZ
	HURD-85-09017		85	85	90	17	670	6005 ZZ
	HURD-85-10017		85	95	100	17	750	6005 ZZ
	HURD-85-06020		85	55	60	20	450	6005 ZZ
	HURD-85-07020		85	65	70	20	520	6005 ZZ
	HURD-85-08020		85	75	80	20	600	6005 ZZ
	HURD-85-09020		85	85	90	20	670	6005 ZZ
	HURD-85-10020		85	95	100	20	750	6005 ZZ

# CasterDepot®

Wheel types \*\*



# Special purpose(Casters)

Special Purpose Casters

kg 50 ~ 15,000 kg

✓ RoHS

The excellence of our special purpose casters has been proven by providing its casters to high-tech line, of the domestic and foreign outstanding company demanding the strict clean class. Offer the best smart solution in any condition based on the technology for 20 years

### ✓ Application

- AGV casters of high-tech electronic industry, semiconductor, LCD line and so on.
- The various logistics equipment operating in the harsh condition (AGV, LGV, RGV and etc)
- Heavy duty purpose in ship building yards or steel making factories.
- Other special purpose

### ✓ A variety of performance of PU series

- MDI/TDI
  - PPDI
  - NDI
  - Anti-static(ESD)
- High-end PU series

1



### ✓ Ultra heavy duty casters / AGV casters

- Optimized design by reflecting the client's demand.
- The excellent durability, strong structure with low-noise.
- Free casters of AGV equipment for 24 hour operation
- Available for high speed and heavy duty equipment, by applying a range of PU(TDI, PPDI, NDI)

3



### ✓ AGV casters / Special purpose casters

- Free casters of AGV equipment for 24 hour operation
- Transportation casters for the large container
- Directional lock, Swivel adjustment system, Bolt brake


6



### ✓ Special purpose casters / AGV casters

- Casters for the simulator equipment moving to ride the rail
- V angle wheel, Direction lock, High hardness PU
- TILT type AGV casters(MAX: an angle of 9 degree TILT)
- TILT function, Available in the condition of the uneven floor

8



### ✓ Special purpose casters

#### / Heat resisting shock absorbing casters

- Vertical swivel casters
- Heat resisting shock absorbing casters
- Great performance to protect the luggage in high-temp. environment
- Trolley and machinery for semiconductor high temp. environment
- (Max: 250°C)

## Special Purpose(Casters)

Special Purpose Casters

kg 50 ~ 15,000 kg

✓ RoHS

9



### ✓ Leveling casters / Shock absorbing casters

- Leveling casters(Leveling function after moving a piece of equipment)
- Shock absorbing casters(GRIP RING STEM)

11



### ✓ Leveling casters / Shock absorbing casters

- Heavy duty leveling casters(Available by stem standard "TM44")
- Shock absorbing leveling casters

14



### ✓ Heavy duty casters

- Fixed casters with the break
- Swivel casters with the scraper

### ✓ Special purpose casters

- U-ANGLE casters for salt-pond(Vertical rotation, stainless product)
- Low height medium duty casters(Crane rotating machinery)

17



### ✓ AGV casters

- AGV casters for 24/7 operation
- Shock absorbing casters, available at the uneven floor

# Special purpose(Wheels) High-Quality TDI Wheel

Special Purpose Wheels

kg 50 ~ 8,000 kg

✓ RoHS

The excellence of our special purpose wheels has been proven by providing its casters to high-tech line, of the domestic and foreign outstanding company demanding the strict clean class. Offer the best smart solution in any condition based on the technology for 20 years.

✓ Properties of High quality TDI

- Outstanding tensile/tearing strength
- High abrasion resistance
- Anti-static( $10^8 \sim 10^9 \Omega \text{cm}$ )

✓ Available with a range of wheel size(D50~D550)

✓ Application

- Drive or guide wheels for Heavy duty equipment
- Drive wheels for the equipment operating at high speed
- Drive or guide wheels for various logistics equipment (STOCKER, AGV, LGV, RGV, OHT, SHUTTLE, ROLLER)



「 TDI series, Good dynamic properties. Suitable for a range of applications.

Polyether or polyester materials, Have the great dynamic properties with the great tensile and tear strength 」

1



AGV Drive Wheel  
D200xW100(STEEL CORE)

2



AGV Drive Wheel  
D150xW50(AL CORE)

4



Robot Drive Wheel  
D200xW40(AL CORE)

7



Robot Drive Wheel  
D100xW25(AL CORE)

8



Stocker Drive Wheel | AGV Drive Wheel  
D500xW170(AL CORE) | D300xW120(STS CORE)



LGV Guide Wheel  
D250xW180(STEEL CORE)

7



OHT Drive Wheel  
D100xW25(AL CORE)



Conveyor Roller  
D70xW30(STEEL CORE)



Conveyor Roller  
D200xW50(STEEL CORE)

# Special purpose(Wheels) High-Quality TDI Wheel

Special Purpose Wheels

kg 50 ~ 8,000 kg

✓ RoHS



**Cam follower/Guide Wheel**  
D50xW20(STEEL CORE)

11



**Robot Wheel**  
D100xW25(AL CORE)



**AGV Drive Wheel**  
D200xW50(STEEL CORE)

14



**Forklift Roller**  
D85xW120(STEEL CORE)



**Guide Wheel**  
D60xW20(STEEL CORE)

17



**ROLLER**  
D80xW48(STEEL CORE)



**Polyurethane Mold Bearing**  
D80xW20(Bearing)



**Anti-static Wheel**  
D75xW30(AL CORE+ESD)

18



**Conveyor Drive Wheel**  
D200xW60(AL CORE)



**ROLLER**  
D85xW50(STEEL CORE)



**Chemical Resistance Wheel**  
D200xW60(STEEL CORE)



**Robot Drive Wheel**  
D100xW30(AL CORE)



**Stocker Guide Wheel**  
D60xW25(AL CORE)



**Stocker Guide Wheel**  
D80xW32(STS CORE)



**AGV Guide Wheel**  
D200xW50(AL CORE)



**AGV Guide Wheel**  
D80xW20(AL CORE)



**AGV Guide Wheel**  
D150xW40(AL CORE)

# Special purpose(Wheels) Premium PPDI/NDI Wheel

Special Purpose Wheels

kg 50 ~ 8,000 kg

✓ RoHS

The excellence of our special purpose wheels has been proven by providing its casters to high-tech line, of the domestic and foreign outstanding company demanding the strict clean class. Offer the best smart solution in any condition based on the technology for 20 years.

### ✓ Properties of premium PPDI/NDI

- Great dynamic properties(Usable for a long time)
- High durability against tear due to the good tear strength
- Fast resilience in operation after the rest time(High resilience)
- Minimize the particle by the good abrasion resistance (Suitable for clean room)
- Anti-static( $10^8 \sim 10^9 \Omega \text{cm}$ ) ⚡

### ✓ Available with the various size of wheel(D50~D550)

### ✓ Application

- Drive or guide wheels for the heavy duty equipment
- Drive wheels for the equipment operating at the high speed
- Drive or guide wheels for various logistics equipment (STOCKER, AGV, LGV, RGV, OHT, SHUTTLE, ROLLER)



High durability against the crack and low particle generation by excellent abrasion resistance / tear strength  
Great dynamic properties in the harsh condition and performing fast resilience after the long rest time, by the outstanding elastic resistance .

1




OHT, OHS Wheels(PPDI)  
D115, D75, D60(AL CORE)

2



Shuttle Wheel(PPDI+ESD)  
D80xW18(AL CORE)

3



Stocker Drive Wheel(NDI)  
D500xW170(AL CORE)

4



Stocker Guide Wheel(PPDI+ESD)  
D80xW30(STS CORE)



AGV Guide Wheel(PPDI)  
D200xW50(AL CORE)



OHT Guide Wheel(PPDI)  
D50xW20(AL CORE)



OHCV Drive Wheel(PPDI+ESD)  
D300xW80(AL CORE)



AGV Drive Wheel(PPDI)  
D300xW100(AL CORE)



Stocker Drive Wheel(PPDI+ESD)  
D300xW60(STEEL CORE)

# Special purpose(Wheels) Premium PPDI/NDI Wheel

Special Purpose Wheels

kg 50 ~ 8,000 kg

✓ RoHS

10



**Stocker Drive Wheel(PPDI)**  
D350xW140(AL CORE)

11




**Stocker Drive Wheel(PPDI)**  
D60xW25(AL CORE)

13



**Stocker Drive Wheel(PPDI+ESD)**  
D300xW60(AL CORE)

14



**LGV Drive Wheel(PPDI)**  
D230xW80(STEEL CORE)



**Stocker Drive Wheel(PPDI+ESD)**  
D520xW190(AL CORE)

17



**Stocker Drive Wheel(PPDI+ESD)**  
D500xW170(AL CORE)



**OHT, OHS Drive Wheel(PPDI)**  
D76xW21(AL CORE)

18



**OHT, OHS Drive Wheel(NDI)**  
D125xW16(AL CORE)

**OHT, OHS Drive Wheel(NDI)**  
D115xW20(AL CORE)



**OHT Drive Wheel(PPDI)**  
D115xW20(AL CORE)



**OHT, OHS Drive Wheel(NDI)**  
D100xW25(AL CORE)



**OHT, OHS Drive Wheel(NDI)**  
D76xW21(AL CORE)



**OHT, OHS Drive Wheel(NDI)**  
D115xW20(AL CORE)



**OHT Guide Wheel(PPDI+ESD)**  
D60xW21(AL CORE)



**Anti-static Wheel(PPDI+ESD)**  
D75xW30(AL CORE)

25



**Stocker Drive Wheel(PPDI+ESD)**  
D240xW60(AL CORE)

26



**Stocker Drive Wheel(PPDI+ESD)**  
D400xW120(AL CORE)

# Numbering system

## √ Leveling casters

Example) GDN-60-F-NYN-P08.5-FBL-HBL-CEN



- (Change)Anti-static pad
- (Change)Black handle
- (Change)Red wheel
- (Change)Black frame
- (Change)Ø8.5 mounting hole
- (Basics)Nylon wheel
- (Basics)Plate type
- (Basics)Standard
- (Basics)Model

## √ Shock absorbing casters

Example) GDS-100-ASF-LUD-P08.5-FBL-WEU-LFIX-65



- (Basics)Cushion Hardness
- (Change)height alternation
- (Change)Anti-static wheel
- (Change)Black frame
- (Change)Ø8.5 mounting hole
- (Basics)PU wheel
- (Basics)Swivel plate type
- (Basics)Wheel dia.
- (Basics)Model

## √ Light/Medium/Heavy duty casters

Example) PM-100-BSF-HUD-PGDC-FZN-WEU-option



- (Change) Additional option
- (Change) Anti-static wheel
- (Change) Zinc galvanized frame
- (Change) GDC mounting hole
- (Basics) PU wheel
- (Basics) Swivel plate type
- (Basics) Wheel dia.
- (Basics) Model

## √ Trolleys

Example) FT-300X-RB



- (Basics) Handle/Brake type
- (Basics) Standard/Casters arrangement
- (Basics) Model

Title	Description
F	Brake(X), Swivel(O), Plate type
S	Brake(X), Swivel(O), Stem type
ASF	Brake(X), Swivel(O), Plate type
ARF	Brake(X), Swivel(X), Plate type
BSF	Brake(O), Swivel(O), Plate type
BRF	Brake(O), Swivel(X), Plate type
ASS	Brake(X), Swivel(O), Plate type
ARS	Brake(X), Swivel(X), Stem type
BSS	Brake(O), Swivel(O), Stem type
BRS	Brake(O), Swivel(X), Stem type

Title	Description
NYN	Nylon + Bearing(0pcs)
NYD	Nylon + Bearing(2pcs)
NYQ	Nylon + Bearing(4pcs)
MCN	MC nylon + Bearing(0pcs)
MCD	MC nylon + Bearing(2pcs)
MCQ	MC nylon + Bearing(4pcs)
TUN	Injection PU + Bearing(0pcs)
TUS	Injection PU + Bearing(1 pce)
TUD	Injection PU + Bearing(2pcs)
HRN	Rubber + Bearing(0pcs)
HRS	Rubber + Bearing(1 pce)
HRD	Rubber + Bearing(2pcs)

Title	Description
LUP	Light duty cast PU + Bearing(1 pce)
LUD	Light duty cast PU + Bearing(2pcs)
SUD	Soft cast PU + Bearing(2pcs)
MUD	Medium duty cast PU + Bearing(2pcs)
HUP	Heavy duty cast PU + Bearing(1 pce)
HUD	Heavy duty cast PU + Bearing(2pcs)
HUQ	Heavy duty cast PU + Bearing(4 pcs)
HUWD	Heavy duty cast PU + Bearing(2pcs)
MUID	Heavy duty cast PU - <sup>integrated double ball bearing</sup>
SUNS	Light duty cast PU + Bearing(1 pce)
SUND	Light duty cast PU + Bearing(2pcs)
MUPD	Medium duty cast PU + Bearing(2pcs)

# Packing information

Models	Wheel Types	N/Weight(kg)	Package(4pcs)		Master Cartons(Export Only)		
			G/Weight(kg)	Size(mm)	Q'ty(pcs)	G/Weight(kg)	Size(mm)
GD-40	F	0.4	1.7	185x80x130	80	35	345x345x480
	S	0.4	1.7			33	
GD-60 GDN-60 GDR-60	F	0.8	3.3	225x110x160	48	43	345x345x480
	S	0.7	2.9			37	
GD-60 PUS GDN-60 PUS	F	0.8	3.3	290x125x200	20	43	345x345x480
	S	0.8	3.3			19	
GD-80 GDN-80 GDR-80	F	1.4	5.7	295x150x210	16	33	345x345x480
	S	1.2	4.9			28	
GD-100	F	1.9	7.7	295x150x210	16	35	345x345x480
	S	1.6	6.5			31	
GD-120	F	2.2	8.9	380x185x250	8	39	345x345x480
	S	1.9	7.7			34	
GD-150	F	3.5	14.0	225x110x160	24	32	314x300x230
	S	1.2	4.7			28	
SGDN-60	F	1.2	4.7	290x125x200	12	25	314x300x230
	S	1.0	4.1			25	
SGDN-80	F	2.0	7.9	290x125x200	12	25	314x300x230
	S	1.8	7.2			22	

Models	Wheel Types	N/Weight(kg)	Package(4pcs)		Master Cartons(Export Only)		
			G/Weight(kg)	Size(mm)	Q'ty(pcs)	G/Weight(kg)	Size(mm)
GDS-100	F	1.2	4.9	295x150x210	16	24.5	345x345x480
	S	1.1	4.5			23	
GDS-100(PUS)	F	1.2	4.9	295x150x210	16	25	345x345x480
	S	1.2	4.9			24	
GDS-100(PEU)	F	1.4	5.7	380x185x250	8	26	345x345x480
	S	1.3	5.3			24	
GDS-125	F	1.4	5.7	445x240x295	8	26	345x345x480
	S	1.3	5.3			24	
GDS-125(PEU)	F	1.4	5.7	445x240x295	8	26	345x345x480
	S	1.4	5.7			26	
GDS-125(PUS)	F	3.0	12.1	445x240x295	8	28	345x345x480
	S	2.7	10.9			26	
GDS-130	F	3.2	12.9	445x240x295	8	28	345x345x480
	S	3.0	12.1			27	
GDS-150	F	3.5	14.1	445x240x295	8	31	345x345x480
	S	3.2	12.9			29	
GDS-200	F	3.5	14.1	445x240x295	8	31	345x345x480
	S	3.2	12.9			29	

### GDSD-series

Models	Wheel Types	N/Weight(kg)	Package(4pcs)		Master Cartons(Export Only)		
			G/Weight(kg)	Size(mm)	Q'ty(pcs)	G/Weight(kg)	Size(mm)
GDSD-100	F	1.7	6.9	380x185x250	8	18	345x345x480
	S	1.5	6.1			16	
GDSD-130	F	4.9	19.7	430x270x290	8	43	

### GSST-series

Models	Wheel Types	N/Weight(kg)	Package(4pcs)		Master Cartons(Export Only)		
			G/Weight(kg)	Size(mm)	Q'ty(pcs)	G/Weight(kg)	Size(mm)
GSST-130	F	5.0	20.1	380x250x245	8	43	445x240x295
GSST-150	F	5.2	21.8	445x240x295	4	24	430x270x290
GSST-200	F	6.0	24.1	445x240x295	4	24	430x270x290
GSST-200W	F	6.0	24.1	445x240x295	4	24	430x270x290
GSST-250	F	14.7	58.9	430x270x290	2	30	

Models	Wheel Types	N/Weight(kg)	Package(4pcs)		Master Cartons(Export Only)		
			G/Weight(kg)	Size(mm)	Q'ty(pcs)	G/Weight(kg)	Size(mm)
GDC-100	F	1.1	4.5	295x150x210	16	22	345x345x480
	S	0.7	2.9			16	
GDC-125	F	1.2	4.9	290x125x200	20	24	345x345x480
	S	0.8	3.3			19	
GDD-75	F	0.5	2.1	290x125x200	20	13	345x345x480
	S	0.5	2.0			12	

# Packing information

GXTA, GXTS-series								
Models	Wheel Types		N/Weight(kg)	Package(4pcs)		Master Cartons(Export Only)		
				G/Weight(kg)	Size(mm)	Q' ty(pcs)	G/Weight(kg)	Size(mm)
GXTA-100	F		4.9	19.7	380x250x250	8	42	345x345x480
GXTS-100	F		6.5	26.1		8	54	

GXI-SERIES								
Models	Wheel Types		N/Weight(kg)	Package(4pcs)		Master Cartons(Export Only)		
				G/Weight(kg)	Size(mm)	Q' ty(Dcs)	G/Weight(kg)	Size(mm)
GXT-80	F	HUD	2.9	11.8	380x250x250	8	24.5	345x345x480
		MCD	2.4	9.8		8	23	
GXT-100	F	HUD	3.4	13.8	380x250x250	8	26	345x345x480
		MCD	2.6	10.6		8	24	
GXT-125	F	HUD	10.5		380x185x250	2	22	380x185x250
		MCD	8.7			2	18.5	
GXT-150	F	HUD	12.0		380x185x250	2	25	380x185x250
		MCD	9.2			2	19.5	
GXT-200	F	HUD	12.4		380x185x250	2	25.8	380x185x250
		MCD	10.6			2	22.2	
GXT-250	F	HUD	12.6		380x185x250	1	-	380x185x250
		MCD	12.8			1	-	
GXT-80	S	HUD	3.4	13.8	380x260x180	-	-	380x260x180
		MCD	3.0	12.2		-	-	
GXT-100	S	HUD	3.6	14.6	380x260x180	-	-	380x260x180
		MCD	3.2	13.0		-	-	
		NYD	3.2	13.0				

GXIU-series								
Models	Wheel Types		N/Weight(kg)	Package(4pcs)		Master Cartons(Export Only)		
				G/Weight(kg)	Size(mm)	Q' ty(Dcs)	G/Weight(kg)	Size(mm)
GXTD-100	F	HUD	5.3	21.3	380x250x250	8	43	345x345x480
GXTD-150	F	HUD	9.7	-	380x250x250	2	46	
GXTD-200	F	HUD	25	-	380x250x250	1	25.1	
GXTD-250	F	HUD	48	-	380x250x250	1	24	
GXTD-300	F	HUD	57.3	-	380x250x250	1	24	

GXTT-series								
Models	Wheel Types		N/Weight(kg)	Package(4pcs)		Master Cartons(Export Only)		
				G/Weight(kg)	Size(mm)	Q' ty(Dcs)	G/Weight(kg)	Size(mm)
GXTT-75		HUD	5	20.7	380x270x165	8	42.4	345x345x480
		MCD	4.8	19.9		8	40.8	
GXTT-100	F	HUD	5.6	23.1	380x270x165	8	47.2	345x345x480
		MCD	5.2	21.5		8	44	
GXTT-125		HUD	6.2	25.5	380x270x165	8	52	345x345x480
		MCD	5.8	23.9		8	48.8	

P-series								
Models	Wheel Types		N/Weight(kg)	Package(4pcs)		Master Cartons(Export Only)		
				G/Weight(kg)	Size(mm)	Q' ty(Dcs)	G/Weight(kg)	Size(mm)
P-100	F	HRD, HRS, TUD, LUD	1.2	4.9	445x245x290	16	22	445x245x290
			1.1	4.5			21	
P-125	F	HRD, HRS, TUD, LUD	1.3	5.3	445x245x290	12	18	445x245x290
			1.2	4.9			17	

G-series								
Models	Wheel Types		N/Weight(kg)	Package(4pcs)		Master Cartons(Export Only)		
				G/Weight(kg)	Size(mm)	Q' ty(Dcs)	G/Weight(kg)	Size(mm)
G-100	F	HRD, HRS, TUD, LUD	1.3	5.3	445x245x290	8	16	445x245x290
			1.2	5.3			25	
G-125	F	HRD, HRS, TUD, LUD	1.4	5.6	445x245x290	8	14	445x245x290
			1.3	5.3			13	

# Packing information

Models	Wheel Types	N/Weight(kg)	Package(4pcs)		Master Cartons(Export Only)			
			G/Weight(kg)	Size(mm)	Q' ty(pcs)	G/Weight(kg)	Size(mm)	
PL-75	F	HRS, TUS, LUD	0.7	-	-	24	17.8	445x240x295
	S	,FRD	0.7			17.8		
PL-100	F	HRD, HRS, TUD, LUD	0.9	-	-	20	22.6	
	S	,FRD	0.9			22.6		
PL-125	F	HRD, HRS, TUD, LUD	1	-	-	16	21	345x345x480
	S	,FRD	1			21		

Models	Wheel Types	N/Weight(kg)	PM-series Package(4pcs)		Master Cartons(Export Only)			
			G/Weight(kg)	Size(mm)	Q' ty(pcs)	G/Weight(kg)	Size(mm)	
PM-100	F	HUD, MUD	2.1	8.4	-	8	18	345x345x480
		MCD, NYD	2.2	8.8			19	
PM-130	F	HUD, MUD	2.2	8.8	-	8	19	
		MCD	2.3	9.2			19	
PM-150	F	HUD, MUD	2.4	9.6	-	8	20	
		MCD	2.5	10			21	
PM-200	F	HUD, MUD	3.4	14.6	345x345x480	-	-	-
		MCD	3.5	15				

Models	Wheel Types	N/Weight(kg)	PMW-series Package(4pcs)		Master Cartons(Export Only)			
			G/Weight(kg)	Size(mm)	Q' ty(pcs)	G/Weight(kg)	Size(mm)	
PMW-130	F	HUD, MUD	2.3	9.2	-	8	19	345x345x480
		MCD	2.4	9.6			20	
PMW-150	F	HUD, MUD	2.5	10	-	8	21	
		MCD	2.6	10.4			22	

Models	Wheel Types	N/Weight(kg)	PHS-series Package(4pcs)		Master Cartons(Export Only)			
			G/Weight(kg)	Size(mm)	Q' ty(pcs)	G/Weight(kg)	Size(mm)	
PHS-75	F	MCD, NYD	1.7	7.3	-	8	16	-
PHS-100	F	MCD, NYD	2.4	10.1	380x185x250	8	21	345x345x480
		HUD	2.5	10.5	8	22	-	

Models	Wheel Types	N/Weight(kg)	Package(4pcs)		Master Cartons(Export Only)			
			G/Weight(kg)	Size(mm)	Q' ty(pcs)	G/Weight(kg)	Size(mm)	
PH-100, GH-100	F	HUD, MUD	2.5	10.5	-	8	22	345x345x480
		MCD, NYD	2.4	10.1			21	
PH-130, GH-130	F	HUD, MUD	2.6	10.7	380x185x250	8	23	
		MCD	3	12.3			26	
PH-150, GH-150	F	HUD, MUD	2.8	11.5	-	8	24	
		MCD	3.1	12.5			26	
GH-200	F	HUD, MUD	3.5	15	345x345x480	-	-	-
		MCD	3.6	15.4				

Models	Wheel Types	N/Weight(kg)	Package(4pcs)		Master Cartons(Export Only)			
			G/Weight(kg)	Size(mm)	Q' ty(pcs)	G/Weight(kg)	Size(mm)	
PHW-130	F	HUWD	2.8	11.5	-	8	24	345x345x480
		MCD	3.2	13.1			27	
PHW-150	F	HUWD	3	12.3	-	8	25	
		MCD	3.3	13.5			28	

Models	Wheel Types	N/Weight(kg)	GLH-series Package(4pcs)		Master Cartons(Export Only)			
			G/Weight(kg)	Size(mm)	Q' ty(pcs)	G/Weight(kg)	Size(mm)	
GLH-60	F	NYQ	1	4.1	290x125x200	20	21.5	345x345x480
GLH-75	F	NYD	1.2	4.9	20	25.5	-	

# Packing information

Models	Wheel Types	N/Weight(kg)	III:XI - SERIES Package(4pcs)		Master Cartons(Export Only)		
			G/Weight(kg)	Size(mm)	Q' ty(pcs)	G/Weight(kg)	Size(mm)
UGXT-200	F MCO	25.8	25.9	380x250x245	-	-	-
UGXT-250	F MCO	28.5	28.6	445x245x290	-	-	-
UGXT-300	F MCO	31.4	31.5				

Models	Wheel Types	N/Weight(kg)	GL-series Package(4pcs)		Master Cartons(Export Only)			
			G/Weight(kg)	Size(mm)	Q' ty(pcs)	G/Weight(kg)	Size(mm)	
GL-50	F	HRN, TUN	0.2			100	19	345x345x480
	S						19	
GL-65	F	HRN, TUN	0.2			80	17	
	S						17	
GL-75	F	HRS, TUS	0.5			30	14.8	
	S		0.5				14.8	
GL-100	F	HRD, HRS, TUD, LUD	0.6			24	14.9	
	S		0.6				14.9	
GL-125	F	HRD, HRS, TUD, LUD	0.7			20	15.4	
	S		0.7				15.4	

Models	Wheel Types	N/Weight(kg)	SISL-series Package(4pcs)		Master Cartons(Export Only)		
			G/Weight(kg)	Size(mm)	Q' ty(pcs)	G/Weight(kg)	Size(mm)
SGL-75	F HRN, TUN, HRS, TUS	0.5			30	15.0	345x345x480
SGL-100	F HRN, TUN, HRD, TUD	0.6			24	15.0	
SGL-125	F HRN, TUN, HRD, TUD	0.7			20	16.0	

Models	Wheel Types	N/Weight(kg)	ur S Package(4pcs)		Master Cartons(Export Only)		
			G/Weight(kg)	Size(mm)	Q' ty(pcs)	G/Weight(kg)	Size(mm)
GF-100		MUD	4.6	18.6	380x260x180		
		MCD	4.4	17.8			
GF-125		MUD	5.1	20.6			
		MCD	4.8	19.4			
GF-150	F	MUD	5.7	23.0	380x250x245		
		MCD	5.4	-			
GF-200	F	MUD	6.9				
		MCD	6.7				
GF-250	F	MUD	7.8				
		MCD	8.1				

Models	Wheel Types	N/Weight(kg)	JS-series Package(4pcs)		Master Cartons(Export Only)			
			G/Weight(kg)	Size(mm)	Q' ty(pcs)	G/Weight(kg)	Size(mm)	
JS-60		NYD, MCD	1.1	-	-	20	22.5	380x275x185
		HUD	1.2	-			24.3	
		NYD, MCD	1.2	-			23.3	
		HUD	1.3	-			25.1	
JS-70	F	NYD, MCD	1.2	-			24.2	
		HUD	1.3	-			25.9	
		NYD, MCD	1.3	-			25.2	
		HUD	1.3	-			26.9	

Models	Wheel Types	N/Weight(kg)	RT-series Package(4pcs)		Master Cartons(Export Only)		
			G/Weight(kg)	Size(mm)	Q' ty(pcs)	G/Weight(kg)	Size(mm)
RT1-150	F MUID	1.8			8	22.2	445x245x290
RT2-150	F MUID	1.9			8	23.2	
RT3-150	F MUID	1.9			8	23.2	

Models	Wheel Types	N/Weight(kg)	SPM-series Package(4pcs)		Master Cartons(Export Only)		
			G/Weight(kg)	Size(mm)	Q' ty(pcs)	G/Weight(kg)	Size(mm)
SPM-130	F HRD	2.1			8	16.8	445x245x290
SPM-150	F HRD	2.2			8	17.6	445x245x290

# Packing information

Models	Wheel Types		N/Weight(kg)	es Package(4pcs)		Master Cartons(Export Only)		
				G/Weight(kg)	Size(mm)	Q'ty(pcs)	G/Weight(kg)	Size(mm)
GDSP-150	F	MUD	4.3	18	400x290x245	-		
GDSP-200	F	MUD	5.0	21				



CasterDepot®

# Operation Manual

- Please read the Operation Manual prior to use casters.
- Please contact G-Dok Ind. for further information.

## 1. Caution

- Please make sure to read the Operation Manual prior to use casters.
- Please make sure to comply with cautions described below as they contain the critical content on safety.

### ⌘ Mark & Definition

<b>DANGER</b>	Indicating dangerous situation which is critical for safety as incorrect use may inflict the personal death or serious injury.
<b>! WARNING</b>	Indicating dangerous situation which is critical for safety as incorrect use may inflict the personal death, serious injury or property damage.
<b>! CAUTION</b>	Indicating dangerous situation as incorrect use may inflict the light personal injury or property damage.

## 2. Warning & Caution

### Leveling Caster

- Use the Leveling Caster for short distance transporting & fixing the equipment or apparatus.
- In the event the weight of equipment exceeds the recommended load per 4 casters, it will not withstand the heavier loads as the load is to be concentrated on 2 casters, even though 4 casters would be installed.
- Never place loads heavier than the recommended load per 4 casters, as the casters may be damaged in the case of equipment weight exceeds the recommended load per 4 casters.

### General Caster

- Use the General Caster for the feet of equipment or moving carts.  
Using this caster other than the above purpose may cause undesirable accidents.
- Never place loads heavier than the recommended load per 4 casters.

**CAUTION** Not conforming to the above matters may inflict the personal injury, caster or property damage. ®

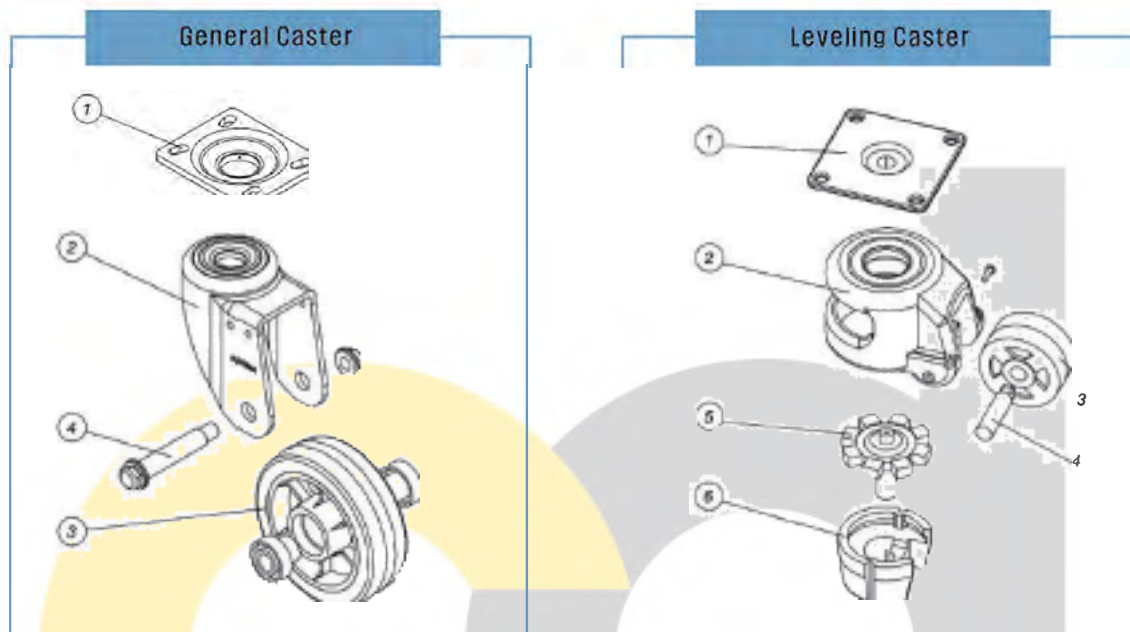
## 3. Description of Each Section

### 3-1. Part Name & Function

☐	Part Name	Function
	Top plate	Mounting part to equipment or carts. Plate type and Stem type.
2	Frame	Supporting part of wheel, swivel part and the whole caster. Swivel type and Rigid type
3	Wheel	Rolling part
4	Shaft	Supporting wheels or guiding parts
5	Handle	Height adjusting part for leveling caster
6	Pad	Foot function of leveling caster

# Operation Manual

## 4-2. Outline drawings



## 4. Installation & Operation

### 4-1. Installation

- Select a model within the range of recommended load per 4 casters not exceeding the maximum loads of equipment or carts.
- Tightly fasten the plate of both faces with bolts & nuts, not to have any gaps.
- Once the model is selected, make the hole distance, hole size, tap & others of Top Plate & Equipment Plate of selected model either identical or mountable.

### ! CAUTION

### 4-2. How to use

#### Leveling Caster

- The users of leveling caster (multi functional purpose caster) must keep in mind followings.  
When moving the equipment, the moving speed should not be exceeded 1km/h and not longer distance than 10m by one shift.  
When moving the equipment, the leveling pad (No. 6) mounted on the caster should be up by using handle (No. 5) not to make a friction to the floor.

#### General Caster

- The users of general casters must keep in mind followings.  
Users should make sure that the casters to be moved were DRIVEN by MANUAL or DRIVEN by POWER CAR.  
In spite of the casters were driven by manual power, it would be driven by power car, the casters would be broken.  
The running speed of carts by manual is not exceeded over 4km/h and the carts by power should not be exceeded over 20km/h.

### 5. How to inspect

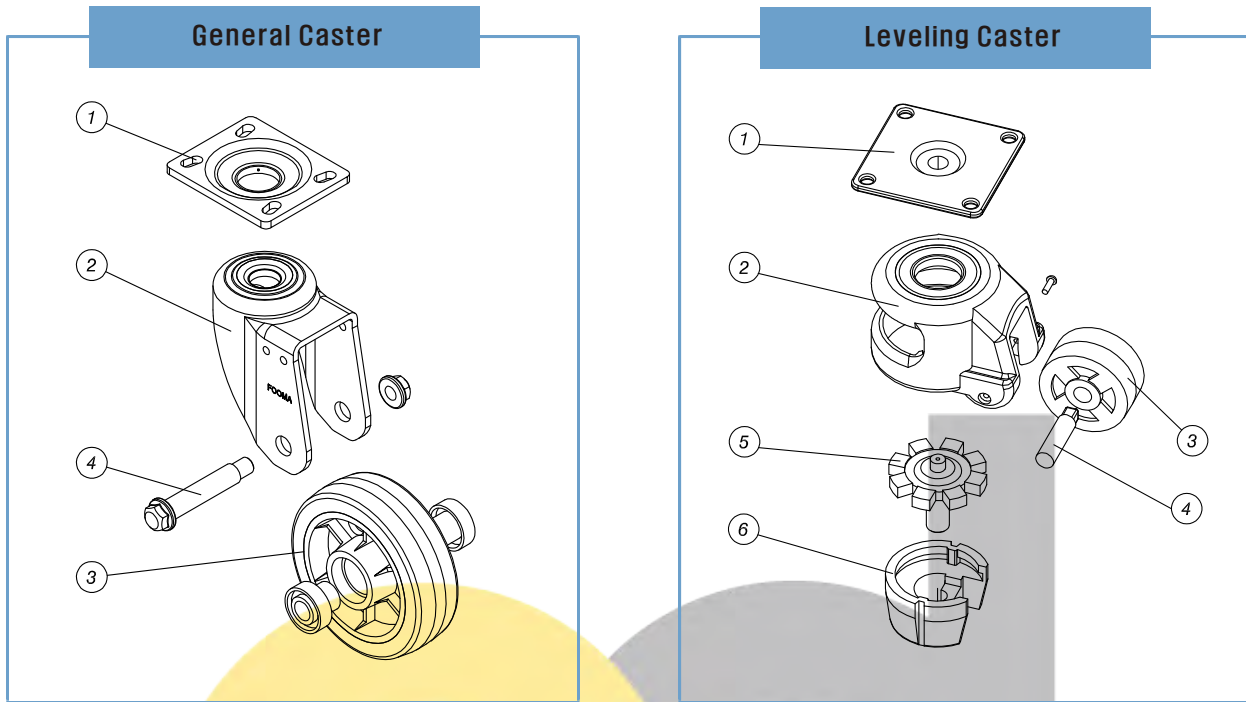
- When using the casters for a long period check the mounting bolts & nuts as they may be loosened.

### 6. Warranty & Sales Service

- The period of G-Dok Product Warranty is extended to One(1) Year from the date of purchase, providing either the Sales Service or replacement with new product at free of charge in the case of defective product due to G-Dok.

# Operation Manual

## 3-2. Outline features



## 4. Installation & Operation

### 4-1. Installation

- Select a model within the range of recommended load per 4 casters not exceeding the maximum loads of equipment or carts.
- Tightly fasten the plate of both faces with bolts & nuts, not to have any gaps.
- Once the model is selected, make the hole distance, hole size, tap & others of Top Plate & Equipment Plate of selected model either identical or mountable.



### 4-2. How to use

#### Leveling Caster

- The users of leveling caster (multi functional purpose caster) must keep in mind followings.  
When moving the equipment, the moving speed should not be exceeded 1km/h and not longer distance than 10m by one shift.  
When moving the equipment, the leveling pad (No. 6) mounted on the caster should be up by using handle (No. 5) not to make a friction to the floor.

#### General Caster


- The users of general casters must keep in mind followings.  
Users should make sure that the casters to be moved were DRIVEN by MANUAL or DRIVEN by POWER CAR.  
In spite of the casters were driven by manual power, it would be driven by power car, the casters would be broken.  
The running speed of carts by manual is not exceeded over 4km/h and the carts by power should not be exceeded over 20km/h.

## 5. How to inspect

- When using the casters for a long period check the mounting bolts & nuts as they may be loosened.

## 6. Warranty & Sales Service

- The period of G-Dok Product Warranty is extended to One(1) Year from the date of purchase, providing either the Sales Service or replacement with new product at free of charge in the case of defective product due to G-Dok.



# CasterDepot®

## G-DOK IND.

- Head office / Factory  
27-50 Bugok Industrial complex road 4,  
Dangjin-si, Chungcheongnam-do, South Korea  
Tel. : +82-41-357-8390  
Fax : +82-41-357-8395  
E-mail : [gdok@gdok.co.kr](mailto:gdok@gdok.co.kr)  
Web : [www.gdok.co.kr](http://www.gdok.co.kr) / [www.footmaster.net](http://www.footmaster.net)



- Footmaster North America  
division of DoRodo, llc  
1165 Electric Ave.  
Wayland, MI 49348, USA  
866-362-3226  
[info@footmaster.us](mailto:info@footmaster.us)  
[www.footmastercasters.com](http://www.footmastercasters.com)