

The Next Generation of Castersmiths™



CasterDepot®



ISO 9001:2008

The Algood Team

casterdepot.com



Craig Guttman
President



Sean Guttman
Vice President,
Manufacturing



Mary Choi
Controller



Jeff Frischman
Senior Solutions
Engineer



Chuck English
Marketing
Director



Liz Medeiros
Senior Sales &
Marketing Guru



Julia Guttman
Purchasing



Steven Seitz
Chief Mobility
Specialist



Nick Di Lalla
Technical Sales
Representative



Linda Moretto
Senior Account
Executive



Jared Collett
Customer Service
Representative



Debbie Ryan
Customer Service
Representative



Dan Stott
Customer Service
Representative



George Briggs
Director, U.S.
Sales



Wayne Cummins
U.S. Mobility
Specialist

CasterDepot®

★ ★ ★ THE CASTER CLASH OF THE CENTURY ★ ★ ★

ROLLX™ THE RISING STAR GOES YOKE TO YOKE WITH THE FADING PHENOM PHENOLIC



A CHECK OF THE SPECS


| | | |
|--------------------------------------|--------------------------|-------------------------------------|
| 1600 lbs./727 kg | Capacity | 1200 lbs./545 kg |
| Proprietary nylon glass filled | Material | Recyclable macerated denim |
| 1.57 lbs./.714 kg* | Weight | 2.3 lbs./1.04 kg |
| Moisture friendly | Environment | Deteriorates in moisture |
| Resistant to most | Chemicals | Breaks down |
| 85 (+/-5) D | Hardness | 102 Rockwell E |
| -45° to 250°F Lava™ -45° to 525°F | Temperature Range | -50° to 250°F HTPH -50° to 525°F |
| High impact resistance | Durability | Chips on impact |

AND THE WHEEL-LIFE KNOCKOUT WINNER IS



LIGHTER & STRONGER

FOR MORE INFORMATION ON HOW ROLLX™ CAN EXTEND EQUIPMENT LIFE WHILE SAVING YOU MONEY,
CALL OR EMAIL TODAY 1-888-254-6633 • SERVICE@ALGOOD.COM



PROUDLY MANUFACTURED IN NORTH AMERICA



casterdepot.com



1



2



3



4



5



6



7

- 1. Lineman's bench
- 2. Cool store display
- 3. Hagen Dasz freezer display
- 4. Apple on Algood

- 5. Dozens of dollies
- 6. Tools on wheels
- 7. Rolling green bins

CasterDepot®


casterdepot.com



9



11




12



10



13



14



15

9. Envirothane™ wheels manufactured for precision bearings

10. Textile Caster

11. Sophisticated metal stamping for specialized applications—
designed and engineered in house

12. Robotic welding is precise, efficient and improves productivity


13. Algood's totally cost-efficient RollX™ wheels

14. Directional lock for Algood iLock™ total lock casters

15. Custom stems

casterdepot.com

Caster Depot



INTRODUCTION

| | |
|---|-------|
| Plate Chart | 7-8 |
| Stem Chart | 9-10 |
| Numbering System..... | 11 |
| Nomenclature | 12 |
| Brake Types | 13 |
| Algood Bearings | 14 |
| Wheel Selection Guide | 15 |
| Chemical Chart | 16 |
| Wheels at a Glance | 17-18 |
| How to Select the Correct Algood Caster & Wheel | 19 |
| Caster Combinations | 20 |

SPECIALTY CASTERS

| | |
|--|-------|
| Custom Manufactured Casters & Wheels | 21-26 |
| Theatrical Tryke™ | 27-28 |
| GSL525 Gate Spring Loaded | 29-30 |
| Gate Spring Loaded | 31-32 |

LIGHT DUTY

| | | |
|-----------------|-------------|-------|
| 0100/0200 | 75LBS..... | 33 |
| 0300 | 125LBS..... | 34 |
| 0600 | 75LBS..... | 35-36 |
| 0700 | 75LBS..... | 37-38 |
| 0800 | 95LBS..... | 39-40 |

MEDIUM DUTY

| | | |
|--------------|-------------|------------------|
| 0900 | 125LBS..... | 41-42 |
| 1000 | 150LBS..... | 43-44 |
| 1900 | 250LBS..... | 45-47 |
| 1900C | 250LBS..... | Shopping Cart 48 |
| Wizard..... | 270LBS..... | NEW 49 |
| Medical..... | 225LBS..... | NEW 50 |
| 2003 | 275LBS..... | 51-53 |
| 2009 | 275LBS..... | 54-56 |
| 2100 | 275LBS..... | 57-58 |
| 4000 | 300LBS..... | 59-61 |
| 5000 | 350LBS..... | 62-64 |
| 5200 | 300LBS..... | 65-66 |

STAINLESS STEEL

| | | |
|------------|---------------|---------|
| 2009 | 275LBS..... | 54-56 |
| 6809 | 1,400LBS..... | 84-86 |
| 7009 | 900LBS..... | 100-102 |

MEDIUM HEAVY DUTY

| | | |
|--------------|----------------|--------------|
| 5300 | 400LBS..... | 67-68 |
| 5400 | 550LBS..... | 69-70 |
| 6400 | 675LBS..... | 71-72 |
| 6403 | 675LBS..... | 73-74 |
| EMaxx™ | 900LBS..... | 75-78 |
| 6800 | 1,400LBS..... | 79-80 |
| 6803 | 1,400LBS..... | 81-83 |
| 6809 | 1,400LBS..... | 84-86 |
| SL6803 | 1,500LBS..... | 87-89 |
| eHABS..... | 25,000LBS..... | 90 |
| 6900 | 1,600LBS..... | NEW 91-92 |
| Textile..... | 950LBS..... | NEW 93-94 |
| 7000 | 900LBS..... | 95-96 |
| 7003 | 900LBS..... | 97-99 |
| 7009 | 900LBS..... | 100-102 |
| SL7003 | 1,000LBS..... | 103-105 |
| iLOCK™ | 900LBS..... | NEW 106 |
| HOG™ | 900LBS..... | 107 |
| SLHOG™ | 1,500LBS..... | 108 |
| 7100 | 2,200LBS..... | 109 |
| 7200 | 2,500LBS..... | 110 |
| 7500 | 3,200LBS..... | 111-112 |
| 7900 | 450LBS..... | 113 |
| 8000 | 600LBS..... | 114 |
| 8300 | 110LBS..... | 115 |
| 8900 | 800LBS..... | Scaffold 116 |

HEAVY DUTY KINGPINFREE™

| | | |
|---------------|----------------|---------|
| Tornado | 1,200LBS..... | 117-119 |
| Twister | 1,800LBS..... | 120-122 |
| Typhoon | 3,200LBS..... | 123-124 |
| Monsoon | 10,000LBS..... | 125-126 |
| Cyclone | 18,000LBS..... | 127-128 |

HEAVY DUTY FORGED

| | | |
|------------|----------------|---------|
| 9100 | 3,500LBS..... | 129-130 |
| 9200 | 5,500LBS..... | 131-132 |
| 9600 | 17,000LBS..... | 133-134 |
| 9800 | 17,000LBS..... | 135-136 |

BMF

| | | |
|------------|----------------|---------|
| BMF | 27,000LBS..... | 137-138 |
| SLBMF..... | 65,000LBS..... | NEW 139 |


























TABLE OF CONTENTS

casterdepot.com


SPRING LOADED

| | | | |
|---|--------------------|--------------------------|---------|
|  | SL6803 | 1,500LBS..... | 87-89 |
|  | SL7003 | 1,000LBS..... | 103-105 |
|  | SLHOG™ | 1,500LBS..... | 108 |
|  | SLBMF..... | 65,000LBS.. NEW | 139 |
|  | Zero Gravity | 1,100LBS..... NEW | 140 |

WHEELS

| | | | |
|---|--------------------------------------|--------------------------|---------|
|  | ALPrene™ (APR) | 250LBS..... NEW | 141 |
|  | ALThane™ (ALT) | 1,400LBS..... | 142 |
|  | Balloon Cushion (BARG) | 550LBS..... | 143 |
|  | Freedom™ (FDM) | 1,200LBS..... NEW | 144 |
|  | Envirothane™ (U) | 1,600LBS..... | 145-146 |
|  | Hard Rubber (HR) | 275LBS..... | 147 |
|  | ICE™ (ICE) | 100LBS..... | 148 |
|  | Lava™(LV)..... High Temp | 1,300LBS..... NEW | 149 |
|  | Moldon Alum. Rubber (MAR)..... | 600LBS..... | 150 |
|  | Moldon Alum. Urethane (MAU) | 1,500LBS..... | 151 |
|  | Moldon Poly. Urethane (MPU) | 1,400LBS..... | 152 |
|  | Moldon Rubber (MR) | 1,600LBS..... | 153-154 |
|  | Moldon Urethane (UR) | 1,400LBS..... | 155-157 |
|  | NyroII™ (NYN) | 1,800LBS..... | 158 |
|  | Pneumatic (PN) | 620LBS..... | 159 |
|  | Flat Free (FF)..... | 500LBS..... NEW | 160 |
|  | Phenolic (PH) | 4,000LBS..... | 161-162 |
|  | Polyolefin (PO) | 900LBS..... | 163-164 |
|  | ProTech™ (PRO) | 1,200LBS..... | 165-166 |
|  | RolIX™ (RX) | 1,400LBS..... | 167-168 |
|  | Semi-Pneumatic (SPN) | 250LBS..... | 169 |
|  | Shopping Cart (PLY) | 300LBS..... | 170 |
|  | Soft Rubber (SR) | 350LBS..... | 171-172 |
|  | Steel(SS),Ductile(DI),Forged(FSR)... | 20,000LBS..... | 173-176 |
|  | V Groove (VG) | 15,000LBS..... | 177-178 |

HARDWARE

| | | |
|---|--------------------------|----------------|
|  | Bearings | 179-180 |
|  | Bushings | 181-182 |
|  | Washers | 182 |
|  | Axles & Nuts | 183-184 |
|  | Specialty Hardware | 184 |
|  | Floor Truck Lock | 187 |
|  | Quick Change Plate | NEW 187 |
|  | Swivel Plates | 191 |


INSERTS

| | | |
|---|---------------|---------|
|  | Inserts | 185-186 |
|---|---------------|---------|

HAND TRUCKS

| | | |
|---|------------------------------|----------------|
|  | Convertible Hand Truck | NEW 188 |
|---|------------------------------|----------------|


LL SERIES

| | | |
|---|-----------------------------|----------------|
|  | Levelling Caster (LL) | NEW 189 |
|---|-----------------------------|----------------|

BALL TRANSFERS

| | | |
|---|----------------------|----------------|
|  | Ball Transfers | NEW 190 |
|---|----------------------|----------------|

SPECIALTY CASTER SHEET

| | | |
|---|------------------------------|----------------|
|  | Specialty Caster Sheet | NEW 192 |
|---|------------------------------|----------------|

LIABILITY & WARRANTY

| | | |
|---|----------------------------|-----|
|  | Liability & Warranty | 193 |
|---|----------------------------|-----|

PLATE CHART Rev.14

THESE DRAWINGS AND SPECIFICATIONS, AND THE DATA CONTAINED THEREIN, ARE THE PROPERTY OF ALWOOD. NO PART OF THIS PUBLICATION IS TO BE REPRODUCED OR TRANSMITTED IN ANY FORM OR BY ANY MEANS, ELECTRONIC OR MECHANICAL, INCLUDING PHOTOCOPYING, RECORDING, OR BY ANY INFORMATION STORAGE AND RETRIEVAL SYSTEM, WITHOUT THE WRITTEN PERMISSION OF ALWOOD. CAS FOR INNOVATIONS.

Plate Series (Blue Type Indicates standard plate for series)
A01B 0600
A02B 8200
A03B 6403, 66500, 6500, 7003, 7009, 517003
A04B 1900, 2003, 5000, 5900, 5900, 5400
A05B 1900, 2003, 5000, 5900, 5900, 5400
A06B 5415B
A07B 0600, 0700, 0800
A08B 0300, 0500
A09B 0600, 0700, 0800
A10B 5400B
A11B 2009
A12B 2009, 88600
A13B 2009, 88600
A14B 2009, 88600
A15B 2009, 88600
A16B 2009, 88600
A17B 2009, 88600
A18B 2009, 88600
A19B 2009, 88600
A20B 2009, 88600
A21B 2009, 88600
A22B 2009, 88600
A23B 2009, 88600
A24B 2009, 88600
A25B 2009, 88600
A26B 2009, 88600
A27B 2009, 88600
A28B 2009, 88600
A29B 2009, 88600
A30B 2009, 88600
A31B 2009, 88600
A32B 2009, 88600
A33B 2009, 88600
A34B 2009, 88600
A35B 2009, 88600
A36B 2009, 88600
A37B 2009, 88600
A38B 2009, 88600
A39B 2009, 88600
A40B 2009, 88600
A41B 2009, 88600
A42B 2009, 88600
A43B 2009, 88600
A44B 2009, 88600
A45B 2009, 88600
A46B 2009, 88600
A47B 2009, 88600
A48B 2009, 88600
A49B 2009, 88600
A50B 2009, 88600
A51B 2009, 88600
A52B 2009, 88600
A53B 2009, 88600
A54B 2009, 88600
A55B 2009, 88600
A56B 2009, 88600
A57B 2009, 88600
A58B 2009, 88600
A59B 2009, 88600
A60B 2009, 88600
A61B 2009, 88600
A62B 2009, 88600
A63B 2009, 88600
A64B 2009, 88600
A65B 2009, 88600
A66B 2009, 88600
A67B 2009, 88600
A68B 2009, 88600
A69B 2009, 88600
A70B 2009, 88600
A71B 2009, 88600
A72B 2009, 88600
A73B 2009, 88600
A74B 2009, 88600
A75B 2009, 88600
A76B 2009, 88600
A77B 2009, 88600
A78B 2009, 88600
A79B 2009, 88600
A80B 2009, 88600
A81B 2009, 88600
A82B 2009, 88600
A83B 2009, 88600
A84B 2009, 88600
A85B 2009, 88600
A86B 2009, 88600
A87B 2009, 88600
A88B 2009, 88600
A89B 2009, 88600
A90B 2009, 88600
A91B 2009, 88600
A92B 2009, 88600
A93B 2009, 88600
A94B 2009, 88600
A95B 2009, 88600
A96B 2009, 88600
A97B 2009, 88600
A98B 2009, 88600
A99B 2009, 88600
A00B 2009, 88600

| Letter | Nominal Thickness | Steel Gauge |
|--------|-------------------|-------------|
| A | 3/64" | 0.047 |
| B | 1/16" | 0.059 |
| C | 5/64" | 0.074 |
| D | 3/32" | 0.104 |
| E | 1/8" | 0.134 |
| F | 5/32" | 0.164 |
| G | 3/16" | 0.194 |
| H | 1/4" | 0.250 |
| I | 5/16" | 0.313 |
| J | 3/8" | 0.375 |
| K | 7/16" | 0.438 |
| L | 1/2" | 0.500 |
| M | 5/8" | 0.625 |
| N | 3/4" | 0.750 |
| Z | other | |

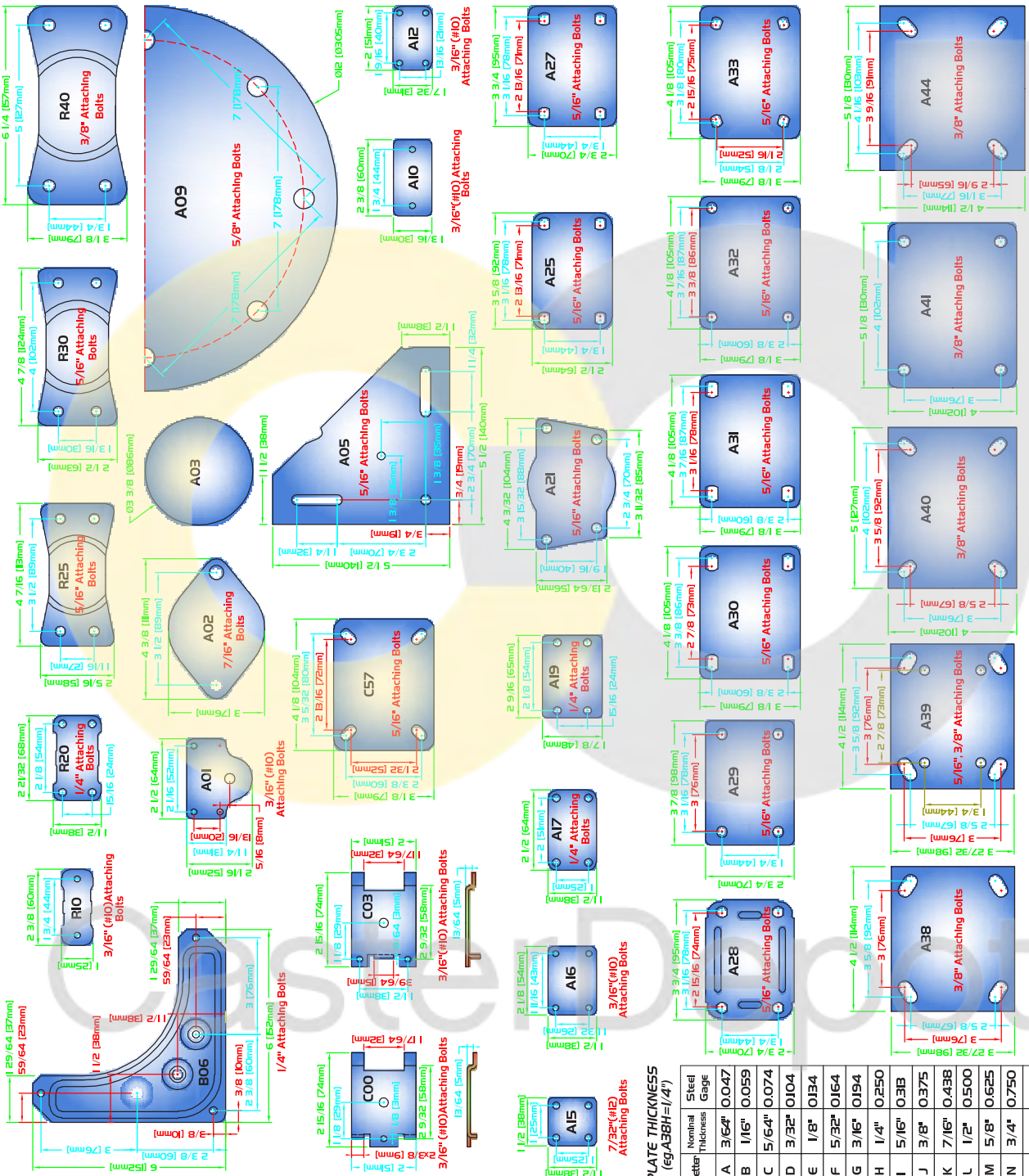
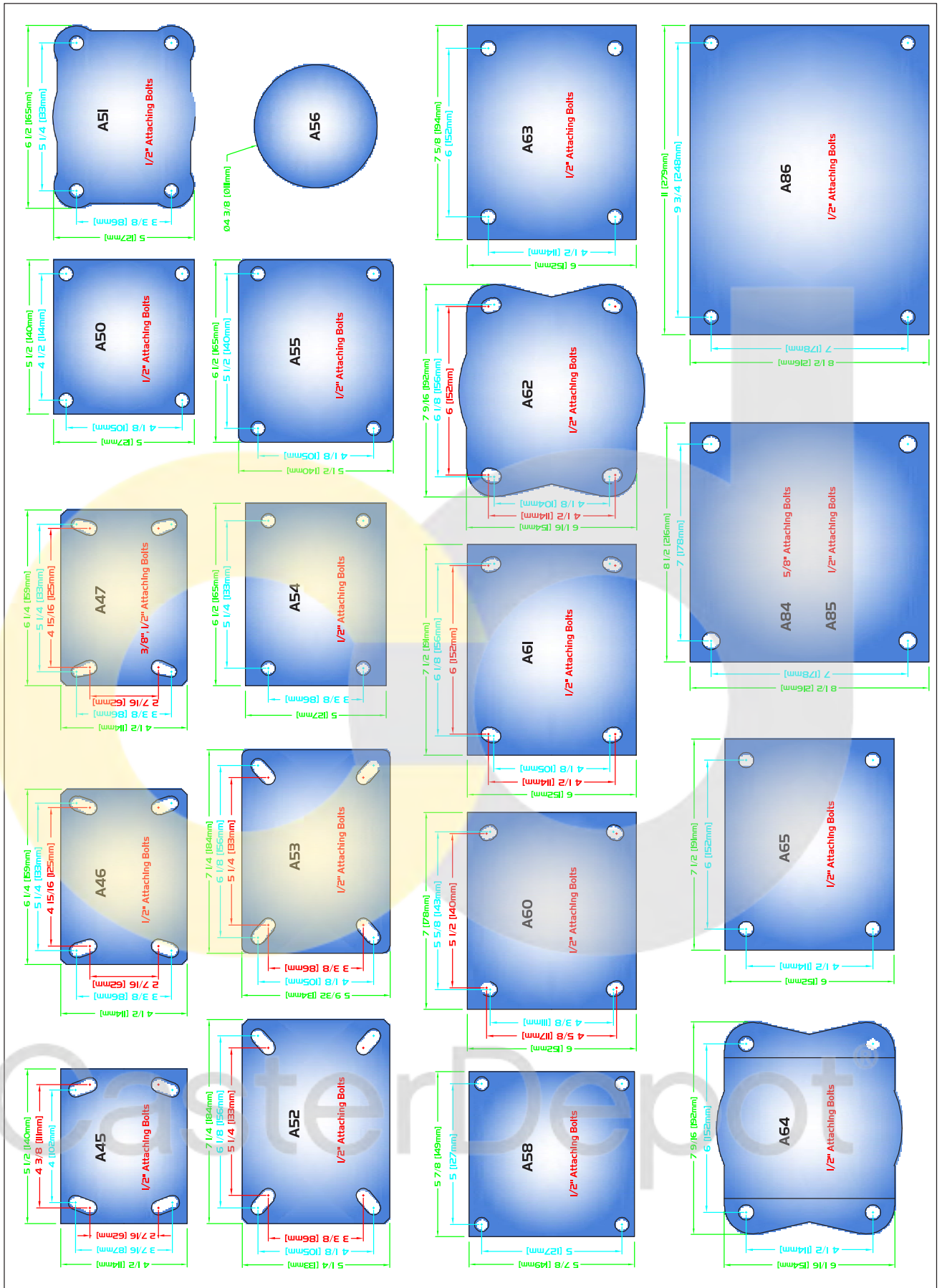


PLATE THICKNESS (eg A38H=1/4")

| Letter | Nominal Thickness | Steel Gauge |
|--------|-------------------|-------------|
| A | 3/64" | 0.047 |
| B | 1/16" | 0.059 |
| C | 5/64" | 0.074 |
| D | 3/32" | 0.104 |
| E | 1/8" | 0.134 |
| F | 5/32" | 0.164 |
| G | 3/16" | 0.194 |
| H | 1/4" | 0.250 |
| I | 5/16" | 0.313 |
| J | 3/8" | 0.375 |
| K | 7/16" | 0.438 |
| L | 1/2" | 0.500 |
| M | 5/8" | 0.625 |
| N | 3/4" | 0.750 |
| Z | other | |

PLATE CHART



STEM CHART

| STEM # | 1/4-20 X3/4HN | 1/4-20 XI2HN | 5/16-18 X3/4HN | 5/16-18 XI2HN | 5/16-18 X3/4HN | 5/16-18 XI2HN | 5/16-18 XI1/2HN | 3/8-16 X5/8HN | 3/8-16 XI1/2HN | 3/8-16 X3/4HN | 3/8-16 XI1/2HN | 3/8-16 XIHN | 1/2-18 XI1/2HN | 1/2-18 XI7/8HN | 1/2-18 X31/2HN |
|---------------|--|--|--|--|--|--|--|--|--|--|--|--|--|--|--|
| STEM # | 1/4-20 X3/4HN | 1/4-20 XI2HN | 5/16-18 X3/4HN | 5/16-18 XI2HN | 5/16-18 X3/4HN | 5/16-18 XI2HN | 5/16-18 XI1/2HN | 3/8-16 X5/8HN | 3/8-16 XI1/2HN | 3/8-16 X3/4HN | 3/8-16 XI1/2HN | 3/8-16 XIHN | 1/2-18 XI1/2HN | 1/2-18 XI7/8HN | 1/2-18 X31/2HN |
| SERIES | 300 | 300 | 300,600,700,800 | 300,600,700,800 | 300,600,700,800 | 300,600,700,800 | 300,600,700,800 | 600,700,800 | 600,700,800 | 300 | 300,600,700,800 | 900,1000,1900 | 900,1000,1900 | 900,1000,1900 | 900,1000,1900 |
| STEM | | | | | | | | | | | | | | | |
| STEM # | 5/16-18 X3/4HN | 5/16-18 XI2HN | 5/16-18 X3/4HN | 5/16-18 XI2HN | 5/16-18 X3/4HN | 5/16-18 XI2HN | 5/16-18 XI1/2HN | 3/8-16 X5/8HN | 3/8-16 XI1/2HN | 3/8-16 X3/4HN | 3/8-16 XI1/2HN | 3/8-16 XIHN | 1/2-18 XI1/2HN | 1/2-18 XI7/8HN | 1/2-18 X31/2HN |
| SERIES | 600,700,800 | 600,700,800 | 600,700,800 | 600,700,800 | 600,700,800 | 600,700,800 | 600,700,800,1000,1900 | 600,700,800 | 600,700,800 | 900,1000,1900,8000 | 900,1000,1900,8000 | 900,1000,1900,8000 | 900,1000,1900,8000 | 900,1000,1900,8000 | 900,1000,1900,8000 |
| STEM | | | | | | | | | | | | | | | |
| STEM # | 3/4-10 X4 | 5/8-11 X4 | 3/4-10 X4 | 7/8-9 X4 | 1-8 X4 | 3/4-10 X4 | 3/4-10 X4 | 3/4-10 X4 | 3/4-10 X4 | 3/4-10 X4 | 3/4-10 X4 | 3/4-10 X4 | 3/4-10 X4 | 3/4-10 X4 | 3/4-10 X4 |
| SERIES | 5000,5400,6403,6500,6500,6803,6809,7003,7009,8600,8600 | 5000,5400,6403,6500,6500,6803,6809,7003,7009,8600,8600 | 5000,5400,6403,6500,6500,6803,6809,7003,7009,8600,8600 | 5000,5400,6403,6500,6500,6803,6809,7003,7009,8600,8600 | 5000,5400,6403,6500,6500,6803,6809,7003,7009,8600,8600 | 5000,5400,6403,6500,6500,6803,6809,7003,7009,8600,8600 | 5000,5400,6403,6500,6500,6803,6809,7003,7009,8600,8600 | 5000,5400,6403,6500,6500,6803,6809,7003,7009,8600,8600 | 5000,5400,6403,6500,6500,6803,6809,7003,7009,8600,8600 | 5000,5400,6403,6500,6500,6803,6809,7003,7009,8600,8600 | 5000,5400,6403,6500,6500,6803,6809,7003,7009,8600,8600 | 5000,5400,6403,6500,6500,6803,6809,7003,7009,8600,8600 | 5000,5400,6403,6500,6500,6803,6809,7003,7009,8600,8600 | 5000,5400,6403,6500,6500,6803,6809,7003,7009,8600,8600 | 5000,5400,6403,6500,6500,6803,6809,7003,7009,8600,8600 |
| STEM | | | | | | | | | | | | | | | |

FASTENER CHART Rev. 7 July 2016

Canada's Largest Manufacturer of Casters and Wheels

ALGOOD.com

110 Delta Park Blvd, Brampton, Ontario, Canada, L6T 5E7
 Tel: 416/749-7743 * 800/254-6633 (800/ALGOOD3)
 Fax: 416/747-5671 * website: <http://www.algood.com>

THESE DRAWINGS AND SPECIFICATIONS, AND THE DATA CONTAINED HEREIN, ARE THE PROPERTY OF ALGOOD. NO PART OF THIS DOCUMENT IS TO BE REPRODUCED, COPIED OR USED FOR ANY PURPOSE WHATSOEVER, EXCEPT THE MANUFACTURE OF ARTICLES FOR ALGOOD'S INNOVATIONS.

"You Can Buy Casters Anywhere, But Are They ALGOOD?"

| STEM # | 1/2-18 X31/2HN | 1/2-18 XI7/8HN | 1/2-18 X31/2HN | 1/2-18 XIHN | 3/8-16 XI1/2HN | 3/8-16 XIHN | 3/8-16 XI1/2HN | 3/8-16 XIHN | 3/8-16 XI1/2HN | 3/8-16 XIHN | 3/8-16 XI1/2HN | 3/8-16 XIHN | 1/2-18 XI1/2HN | 1/2-18 XI7/8HN | 1/2-18 X31/2HN |
|---------------|--|--|--|--|--|--|--|--|--|--|--|--|--|--|--|
| STEM # | 1/2-18 X31/2HN | 1/2-18 XI7/8HN | 1/2-18 X31/2HN | 1/2-18 XIHN | 3/8-16 XI1/2HN | 3/8-16 XIHN | 3/8-16 XI1/2HN | 3/8-16 XIHN | 3/8-16 XI1/2HN | 3/8-16 XIHN | 3/8-16 XI1/2HN | 3/8-16 XIHN | 1/2-18 XI1/2HN | 1/2-18 XI7/8HN | 1/2-18 X31/2HN |
| SERIES | 1900,2003,2009,2100,5000,5400,8600 | 1900,2003,2009,2100,5000,5400,8600 | 1900,2003,2009,2100,5000,5400,8600 | 1900,2003,2009,2100,5000,5400,8600 | 900,1000,1900,8000 | 900,1000,1900,8000 | 900,1000,1900,8000 | 900,1000,1900,8000 | 900,1000,1900,8000 | 900,1000,1900,8000 | 900,1000,1900,8000 | 900,1000,1900,8000 | 900,1000,1900,8000 | 900,1000,1900,8000 | 900,1000,1900,8000 |
| STEM | | | | | | | | | | | | | | | |
| STEM # | 7/8-9 X4 | 1-8 X4 | 3/4-10 X4 | 3/4-10 X4 | 3/4-10 X4 | 3/4-10 X4 | 3/4-10 X4 | 3/4-10 X4 | 3/4-10 X4 | 3/4-10 X4 | 3/4-10 X4 | 3/4-10 X4 | 3/4-10 X4 | 3/4-10 X4 | 3/4-10 X4 |
| SERIES | 5000,5400,6403,6500,6500,6803,6809,7003,7009,8600,8600 | 5000,5400,6403,6500,6500,6803,6809,7003,7009,8600,8600 | 5000,5400,6403,6500,6500,6803,6809,7003,7009,8600,8600 | 5000,5400,6403,6500,6500,6803,6809,7003,7009,8600,8600 | 5000,5400,6403,6500,6500,6803,6809,7003,7009,8600,8600 | 5000,5400,6403,6500,6500,6803,6809,7003,7009,8600,8600 | 5000,5400,6403,6500,6500,6803,6809,7003,7009,8600,8600 | 5000,5400,6403,6500,6500,6803,6809,7003,7009,8600,8600 | 5000,5400,6403,6500,6500,6803,6809,7003,7009,8600,8600 | 5000,5400,6403,6500,6500,6803,6809,7003,7009,8600,8600 | 5000,5400,6403,6500,6500,6803,6809,7003,7009,8600,8600 | 5000,5400,6403,6500,6500,6803,6809,7003,7009,8600,8600 | 5000,5400,6403,6500,6500,6803,6809,7003,7009,8600,8600 | 5000,5400,6403,6500,6500,6803,6809,7003,7009,8600,8600 | 5000,5400,6403,6500,6500,6803,6809,7003,7009,8600,8600 |
| STEM | | | | | | | | | | | | | | | |

STEM CHART

| STEM # | 375 | 375L | 375SX1 | 437X1 7/8 | 4375X7/8 | 4375X1 | 4375X1 5/16 | 4375X1 7/8 | 6255 | 8125 | 8625 | 8625-5/16CD | 8755 |
|---------------|---|---|---|---|---|---|---|---|---|---|---|---|------------------------------|
| SERIES | 100,200,300,600,700,800 | 100,200,300,600,700,800 | 100,200,300,600,700,800 | 600,700,800,900,1000,1900,2003,2009,8600 | 300 | Marathon,Phantom,100,200,600,700,800,900,1000,1900,2003,2009,8600 | Marathon,Phantom,100,200,600,700,800,900,1000,1900,2003,2009,8600 | 600,700,800,900,1000,1900,2003,2009,8600 | 900,1000,1900,2003,2009,8600 | 900,1000,1900,2003,2009,8600 | 900,1000,1900,2003,2009,8600 | 900,1000,1900,2003,2009,8600 | 900,1000,1900,2003,2009,8600 |
| STEM | | | | | | | | | | | | | |
| STEM # | 9955 | 10505 | 500X4 | 625X4 | 750X4 | 875X4 | 1.000X4 | SC(1.375X4) | LC | LC1 | LC2 | LC3 | LC4 |
| SERIES | 900,1000,1900,2003,2009,8600 | 900,1000,1900,2003,2009,8600 | 2003,2009,5000,5400,6403,6500,66500,6803,6809,7003,7009,TORNADO | 2003,2009,5000,5400,6403,6500,66500,6803,6809,7003,7009,TORNADO | 2003,2009,5000,5400,6403,6500,66500,6803,6809,7003,7009,TORNADO | 2003,2009,5000,5400,6403,6500,66500,6803,6809,7003,7009,TORNADO | 2003,2009,5000,5400,6403,6500,66500,6803,6809,7003,7009,TORNADO | 8300 | 8300 | 8300 | 8300 | 8300 | 8300 |
| STEM | | | | | | | | | | | | | |
| STEM # | 3/4RD EXP | 7/8RD EXP | 1RD EXP | 1 1/8RD EXP | 1 3/8RD EXP | 1 1/2RD EXP | 3/450 EXP | 7/850 EXP | 150 EXP | 1 1/850 EXP | 1 3/850 EXP | 1 1/250 EXP | |
| SERIES | 1900,2003,2009,2100,5000,5400,6500,66500,8600 | 1900,2003,2009,2100,5000,5400,6500,66500,8600 | 1900,2003,2009,2100,5000,5400,6500,66500,8600 | 1900,2003,2009,2100,5000,5400,6500,66500,8600 | 1900,2003,2009,2100,5000,5400,6500,66500,8600 | 1900,2003,2009,2100,5000,5400,6500,66500,8600 | 1900,2003,2009,2100,5000,5400,6500,66500,8600 | 1900,2003,2009,2100,5000,5400,6500,66500,8600 | 1900,2003,2009,2100,5000,5400,6500,66500,8600 | 1900,2003,2009,2100,5000,5400,6500,66500,8600 | 1900,2003,2009,2100,5000,5400,6500,66500,8600 | 1900,2003,2009,2100,5000,5400,6500,66500,8600 | |
| STEM | | | | | | | | | | | | | |



ALGOOD PRODUCT NUMBERING SYSTEM

casterdepot.com

S1943-A25D-U-SLB

TYPE

- AN = AXLE & NUT
- ANB = AXLE & NUT (BRAKE)
- AND = AXLE & NUT (DRILLED)
- BB = BALL BEARING
- DB = DELRIN BEARING
- FTL = FLOOR TRUCK LOCK
- H = HORN ONLY
- PSW = PLASTIC SIDE WASHER
- R = RIGID
- S = SWIVEL**
- SB = SPANNER BUSHING
- SSW = STEEL SIDE WASHERS
- W = WHEEL ONLY
- Y = YOKE ONLY
- YAN = YOKE, AXLE & NUT
- YZN = YOKE, ZERK & NUT
- ZNB = ZERK & NUT (BRAKE)

WHEEL SIZE

- 0 = 2"
- 2 = 2 1/2"
- 3 = 3"
- 35 = 3 1/2"
- 4 = 4"**
- 5 = 5"
- 6 = 6"
- 8 = 8"
- 10 = 10"
- 12 = 12"
- 13 = 13"
- 16 = 16"

FASTENINGS

A, B, C, R = STANDARD PLATE IDENTIFYING PLATE & BOLT HOLE PATTERN

= PLATE NUMBER

PLATE THICKNESS

- B = 1/16"
- C = 5/64"
- D = 3/32"**
- F = 5/32"
- H = 1/4"
- I = 5/16"
- J = 3/8"
- L = 1/2"
- M = 5/8"

STEMS

- 375 = GRIP NECK
- 375L = LARGE GRIP STEM
- 375SX1 = FRICTION RING
- 437X1 7/8 = PLAIN
- 437SX7/8 = FRICTION RING
- 437SX1 = FRICTION RING
- 437SX1 5/16 = FRICTION RING
- 437SX1 7/8 = FRICTION RING
- 625S = FRICTION RING
- 812S = FRICTION RING
- 862S = FRICTION RING
- 875S = FRICTION RING
- 995S = FRICTION RING
- 1.050S = FRICTION RING
- 1/4-20X3/4HN = HEX NUT THREADS
- 1/4-20X1HN = HEX NUT THREADS
- 5/16-18X3/4HN = HEX NUT THREADS
- 5/16-18X1HW = HEX WASHER THREADS
- 3/8-16X5/8HN = HEX NUT THREADS
- 3/8-16X3/4HW = HEX WASHER THREADS
- 1/2-13X1HN = HEX NUT THREADS
- 1/2-13X1HW = HEX WASHER THREADS
- 3/4SQ = SQUARE STEMS
- 3/4NPT = PIPE STEMS
- EXP = EXPANDABLE STEMS

SERIES

- 0100/0200
- 0300
- 0600
- 0700
- 0800
- 0900
- 1000
- 1900**
- 1900C
- 2003
- 2009
- 2100
- 4000
- 5000
- 5200
- 5300
- 5400
- 6400/6403
- EMAXX
- 6800/6803
- 6809
- SL6800
- 6900
- 7000/7003
- 7009
- SL7000
- 7100
- 7200
- 7500
- 8000
- 8300
- 8900
- TORNADO
- TWISTER
- TYPHOON
- MONSOON
- CYCLONE
- 9100
- 9200
- 9600
- 9800
- BMF

FINISHES

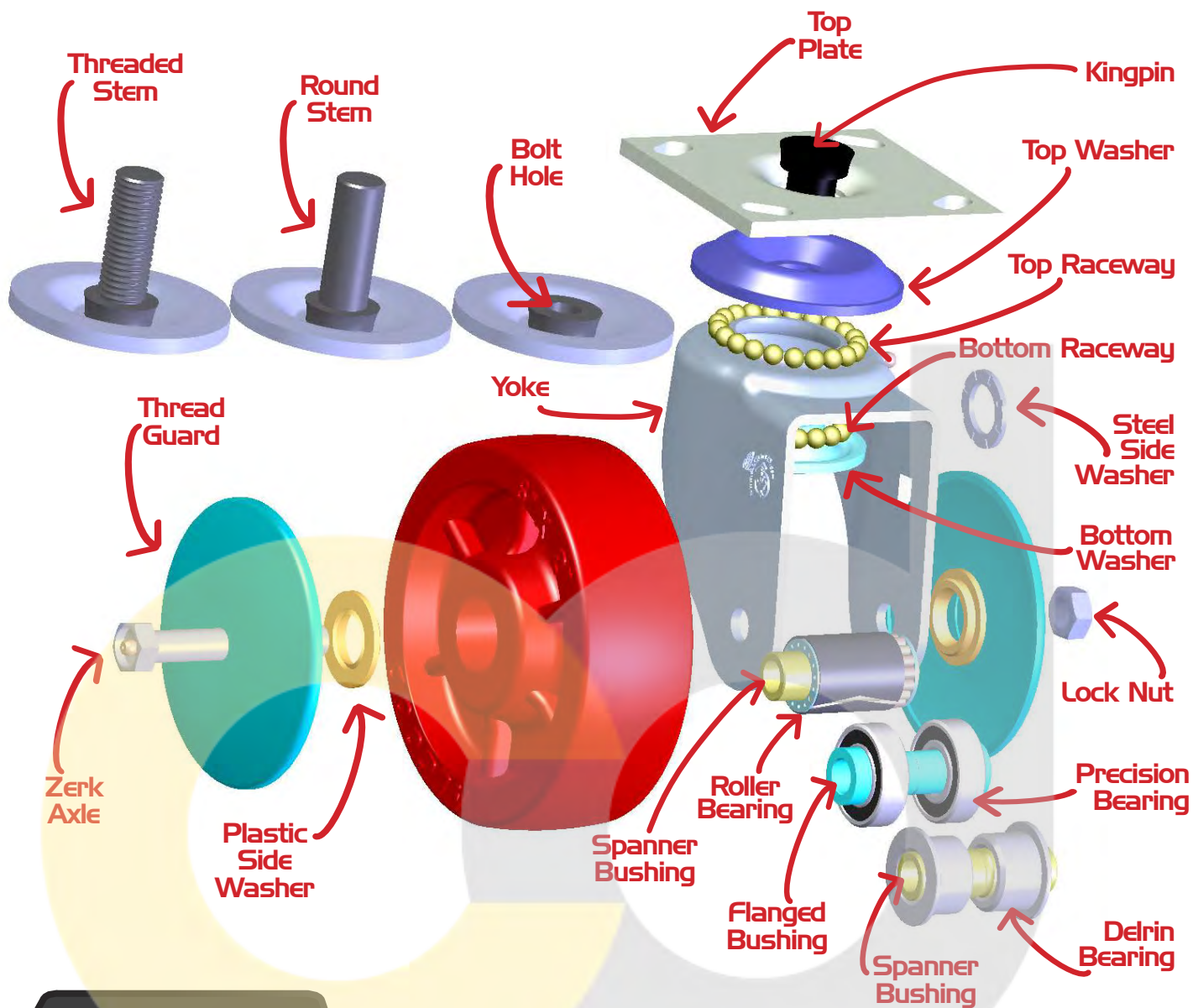
- AB = ANTIQUE BRASS
- AC = ANTIQUE COPPER
- AZ = ANTIQUE BRUSH BRASS
- BC = BRUSH CHROME
- BN = BRUSH NICKEL
- N = SATIN NICKEL
- 1 = BRASS LACQUER
- 2 = CHROME
- 3 = ZINC**
- 4F = BLACK FLAT
- 4G = BLACK GLOSS
- 4I = BLACK IONIC
- 4Z = BLACK ZINC
- 5 = YELLOW CHROMATE
- 6 = BEIGE
- 7 = GREY
- 8 = BROWN
- 9 = STAINLESS STEEL

WHEEL TYPE

- APR = ALPRENE™
- ALT = ALTHANE™
- BARG = BALLOON CUSHION RUBBER GREY
- DIC = DUCTILE IRON
- FFC = FLAT FREE
- FDM = FREEDOM™
- HR = HARD RUBBER
- HRG = HARD RUBBER GREY
- HTPH = HIGH-TEMP PHENOLIC
- ICE = ICE™
- LV = LAVA™
- MAR = MOLDON ALUM. RUBBER
- MAU = MOLDON ALUM. URETHANE
- MPU = MOLDON POLY. URETHANE
- MR = MOLDON RUBBER
- NYN = NYROLL™
- PNC = PNEUMATIC
- PO = POLYOLEFIN
- PRO = PROTECH™ CROWN
- PROF = PROTECH™ FLAT
- SR = SOFT RUBBER
- SRG = SOFT RUBBER GREY
- SS = SOLID STEEL
- ST = SEMI STEEL
- U = ENVIROTHANE™**
- UG = ENVIROTHANE™ GREY
- UR = MOLDON URETHANE
- VG = V GROOVE

OPTIONS

- AB = ANNULAR BEARING
- ALK = ALOCK BRAKE
- BB = BALL BEARING
- DB = DELRIN BEARING
- DLB = DOUBLE LOCKING BRAKE
- iLK = DIRECTIONAL AND WHEEL iLOCK
- iLKW = WHEEL ONLY iLOCK
- iLKS = SWIVEL ONLY iLOCK
- iLK4 = 4 POSITION SWIVEL & WHEEL iLOCK
- PWB = PEDAL WHEEL BRAKE
- PB = PRECISION BALL BEARING
- RB = ROLLER BEARING
- SLB = SIDE LOCKING BRAKE**
- TB = TAPERED BEARING
- TG = THREAD GUARDS
- TLB = TOP LOCKING BRAKE W/LRG PEDAL
- TLB1 = ALGRIP
- TLB2 = TOP LOCKING BRAKE
- UWB = UNIVERSAL WHEEL BRAKE
- Z = ZERK IN WHEEL



CAPACITY

The Maximum load a castor or wheel can safely sustain while in use. Capacity of a castor is always based on the component with the lowest capacity. If a wheel is rated at 700 lbs and the castor yoke is rated at 1200 lbs, the capacity of the complete castor is 700 lbs. To determine the capacity needed for an application, divide the expected maximum load by the number of wheels or castors used. When specifying a capacity, always clarify if the desired capacity is per castor or the overall capacity of the application.

1. **Static Load Capacity** a) The load imposed on a castor or wheel while it is stationary.
2. **Dynamic Load Capacity** a) The load imposed on a castor or wheel while rolling. Most capacities of castors & wheels listed in catalogs are this type.

Diameter

Tread Width

Capacity

Swivel Radius

Overall Height



BRAKE TYPES

ALK / ASK / AWL



Alock brake mechanism is engaged by stepping on the toe that securely and positively locks an adjustable rubber grommet to the tread of the wheel and simultaneously locks the swivel raceway in any position. **ALK** has metal construction that will stand up to industrial abuse and is conveniently located in lead position. **ASK** brake mechanism is engaged by stepping on the toe that securely and positively locks the swivel raceway in any position. **AWL** brake mechanism is engaged by stepping on the toe that securely and positively locks an adjustable rubber grommet to the tread of the wheel.

PWB




Pedal Wheel Brake mechanism engages a positive braking action on the tread surface of the wheel. Plastic pedal resists rust and corrosion in wet environments. Available in stainless steel.

DLB



Double Locking Brake mechanism engages a positive braking action on the tread surface of the wheel, while simultaneously locking the swivel raceway in any position. Plastic pedal resists rust and corrosion in wet environments. Available in stainless steel.

SLB



Side Locking Brake is the most economical wheel brake. When the **SLB** is engaged, it compresses the hub of the yoke, creating friction on the hub of the wheel. The larger casters have a large foot pedal that makes engaging brake easy to operate and provides easy access. Available in stainless steel.

iLK



iLOCK™ is a precise eight position directional and wheel lock that provides perfect security. It engages with absolute precision and is available as a customizable one, two, three or four position lock. Engages with as little as 15 lbs of pressure and won't disengage at load with capacity of up to 1200 lbs. Brake pad adds extra security to harder wheel surfaces. Constructed of non-corrosive proprietary engineered thermo plastic. Virtually maintenance free.

TLB



The **Top Locking Brake** creates a positive braking action on the surface of the wheel. **TLB1** comes with an actuator that is coated with a polyurethane coating and gives a greater positive lock on the surface of the wheel. **TLB2** has a larger foot pedal making the brake easier to engage and disengage and provides better foot placement.

eHABS



The **Emergency Hand Activated Braking System** features a multi-position lock attached by a cable to a hand grip that operates as a "dead-man's brake." The braking mechanism is engaged by a piston, ensuring that wheel is completely locked. The **eHABS** is excellent for ergonomically challenging applications and can be engaged with greater speed than foot activated brakes.

TSB



The **Thumb Screw Brake** is engaged manually by turning a rugged screw that engages positively to the wheel hub.

PSL



Position Swivel Lock converts a swivel caster to rigid. **PSL** can be disengaged to neutral position to allow for free swiveling action. The spring loaded plunger is hand operated to fit into slots in the swivel raceway. Can be purchased pre-welded to top plate or with wings that secure **PSL** to plate when mounting bolts to the top plate.

UWB®




Universal Wheel Brake is a positive lock brake pre-welded to fork of caster. **UWB** can be customized for angle of operation and for either forward or reverse movement. Fully adjustable including brake force and the location of the braking point on the wheel. The **UWB** is very easy to engage and disengage, requiring as little as 15 lbs. of pressure.

Delrin Bearings



Delrin, a Dupont™ engineered plastic, is extremely durable under a wide range of temperatures and humid conditions and is resistant to corrosion. Wheels with the Delrin bearings are ideal for applications where brine conditions, steam cleaning and excessive water or liquids are present. Light oil or grease lubrication is always recommended. Delrin Bearing, maximum temperature range is 180°F. High Temperature Delrin Bearing (HT), maximum temperature range is 300°F.

Roller Bearings




The Roller bearing is capable of carrying a greater load than a ball bearing of the same diameter. Generally, it has a heat treated split outer race shell into which the roller assembly is inserted. Standard Algood roller assembly features hardened steel rollers enclosed in a thermoplastic or steel cage on 1 1/2" and 2" tread width wheels. Metal cage roller bearings are optionally available and are standard on wheels with tread widths of 2 1/2" and larger. The spanner bushing is the same hardness as the bearing rollers. Combination seal/thrust retainer washers protects the bearing from dirt, water and chemicals and help absorb thrust friction. Roller Bearing, maximum temperature range is 350°F. / Roller Bearing (Nylon Cage) is 200°F.

Caged Roller Bearings



Caged drawn cup bearings have a steel cage which provides inward retention of the needle rollers. This design provides maximum cage strength consistent with long service life. Maximum temperature range is 400°F.

Annular Ball Bearings



Annular Ball Bearings are machined and have hardened raceways. For applications where maximum rolling ease and quiet operation are needed. Best suited for light to medium duty loads. Bearing is pre-assembled, and the entire unit mounted in the wheel. Maximum temperature range is 250°F.

Precision Sealed Ball Bearings



Precision Ball Bearings are recommended for maximum rolling ease with no maintenance lubrication required. Quiet operation for medium loads. Maximum temperature range is 250°F.

Precision Tapered Roller Bearings



The Tapered Roller Bearing is the most effective bearing for heavy loads. It is capable of absorbing excessive friction when a load tips and can be used where high-speed operation is essential. Tapered roller bearings use conical rollers that run on conical races. Tapered roller bearings support both radial and axial loads and carry higher loads than ball bearings due to greater contact area. Maximum temperature range is 400°F.

Ball Bearings



Ball Bearings are generally heat treated for long lasting use. Raceway is sealed to protect ball and to prevent dirt and dust from entering raceway. No maintenance, lubrication required. Quiet operation for medium loads. Maximum temperature range is 250°F.



WHEEL SELECTION GUIDE

casterdepot.com

| WHEEL TYPE | CAPACITY (LBS EACH) | RANGE (FAHRENHEIT) | FLOOR SURFACES | | | | | | | | OPERATING CONDITIONS | | | | | | | | DUROMETER RATINGS | PAGE NUMBER | | | | |
|----------------------------------|---------------------|--------------------|----------------|-------|----------|----------|---------|----------|------|--------------|----------------------|------|-------|-------|----------------|------------|-------------|--------------------|-------------------|-------------|----------------------|-------------|-----------------|------------------|
| | | | CARPET | BRICK | CONCRETE | LINOLEUM | ASPHALT | TERRAZZO | WOOD | SMOOTH STEEL | RIBBED STEEL | TILE | WATER | STEAM | MILD CHEMICALS | OIL GREASE | METAL CHIPS | HIGH HEAT (+250°F) | | | EXTREME COLD (-45°F) | ANIMAL FATS | NOISE REDUCTION | FLOOR PROTECTION |
| ALPrene (APR) | 250 - 650 | -22 °F to 300°F | ✓ | ✓ | ✓ | ✓ | ✓ | ✓ | ✓ | ✓ | ✓ | ✓ | ✓ | ✓ | ✓ | ✓ | ✓ | ✓ | ✓ | ✓ | ✓ | ✓ | 62 (+5) A | 141 |
| ALThane (ALT) | 750 - 1,400 | -45°F to 180°F | ✓ | ✓ | ✓ | ✓ | ✓ | ✓ | ✓ | ✓ | ✓ | ✓ | ✓ | ✓ | ✓ | ✓ | ✓ | ✓ | ✓ | ✓ | ✓ | ✓ | 65 - 70 D | 142 |
| Balloon Cushion (BARG) | 350 - 550 | -30°F to 180°F | ✓ | ✓ | ✓ | ✓ | ✓ | ✓ | ✓ | ✓ | ✓ | ✓ | ✓ | ✓ | ✓ | ✓ | ✓ | ✓ | ✓ | ✓ | ✓ | ✓ | 65 - 70 A | 143 |
| Envirothane (U) | 75 - 1,600 | -45°F to 230°F | ✓ | ✓ | ✓ | ✓ | ✓ | ✓ | ✓ | ✓ | ✓ | ✓ | ✓ | ✓ | ✓ | ✓ | ✓ | ✓ | ✓ | ✓ | ✓ | ✓ | 45 - 65 D | 145,146 |
| Hard Rubber (HR) | 100 - 275 | -45°F to 160°F | ✓ | ✓ | ✓ | ✓ | ✓ | ✓ | ✓ | ✓ | ✓ | ✓ | ✓ | ✓ | ✓ | ✓ | ✓ | ✓ | ✓ | ✓ | ✓ | ✓ | 70 - 80 D | 147 |
| High Temp. Phenolic (HTPH) | 200 - 1,100 | -40°F to 475°F | ✓ | ✓ | ✓ | ✓ | ✓ | ✓ | ✓ | ✓ | ✓ | ✓ | ✓ | ✓ | ✓ | ✓ | ✓ | ✓ | ✓ | ✓ | ✓ | ✓ | 102 Rockwell E | 161,162 |
| ICE (ICE) | 80 - 100 | -45°F to 180°F | ✓ | ✓ | ✓ | ✓ | ✓ | ✓ | ✓ | ✓ | ✓ | ✓ | ✓ | ✓ | ✓ | ✓ | ✓ | ✓ | ✓ | ✓ | ✓ | ✓ | 50 - 60 D | 148 |
| Lava (LV) | 600 - 1,300 | -45°F to 475°F | ✓ | ✓ | ✓ | ✓ | ✓ | ✓ | ✓ | ✓ | ✓ | ✓ | ✓ | ✓ | ✓ | ✓ | ✓ | ✓ | ✓ | ✓ | ✓ | ✓ | 85 (+/-) D | 149 |
| Moldon Aluminum Rubber (MAR) | 250 - 600 | -45°F to 160°F | ✓ | ✓ | ✓ | ✓ | ✓ | ✓ | ✓ | ✓ | ✓ | ✓ | ✓ | ✓ | ✓ | ✓ | ✓ | ✓ | ✓ | ✓ | ✓ | ✓ | 95 Shore A | 150 |
| Moldon Aluminum Urethane (MAU) | 700 - 1,500 | -45°F to 180°F | ✓ | ✓ | ✓ | ✓ | ✓ | ✓ | ✓ | ✓ | ✓ | ✓ | ✓ | ✓ | ✓ | ✓ | ✓ | ✓ | ✓ | ✓ | ✓ | ✓ | 90 - 95 A | 151 |
| Moldon Polyolefin Urethane (MPU) | 500 - 1,400 | -45°F to 180°F | ✓ | ✓ | ✓ | ✓ | ✓ | ✓ | ✓ | ✓ | ✓ | ✓ | ✓ | ✓ | ✓ | ✓ | ✓ | ✓ | ✓ | ✓ | ✓ | ✓ | 50 - 60 D | 152 |
| Moldon Rubber (MR) | 250 - 1,600 | -40°F to 180°F | ✓ | ✓ | ✓ | ✓ | ✓ | ✓ | ✓ | ✓ | ✓ | ✓ | ✓ | ✓ | ✓ | ✓ | ✓ | ✓ | ✓ | ✓ | ✓ | ✓ | 95 A | 153,154 |
| Moldon Urethane (UR) | 600 - 6,600 | -20°F to 175°F | ✓ | ✓ | ✓ | ✓ | ✓ | ✓ | ✓ | ✓ | ✓ | ✓ | ✓ | ✓ | ✓ | ✓ | ✓ | ✓ | ✓ | ✓ | ✓ | ✓ | 92 - 95 A | 155,157 |
| Nyroll (NYN) | 800 - 1,800 | -45°F to 200°F | ✓ | ✓ | ✓ | ✓ | ✓ | ✓ | ✓ | ✓ | ✓ | ✓ | ✓ | ✓ | ✓ | ✓ | ✓ | ✓ | ✓ | ✓ | ✓ | ✓ | 75 - 85 D | 158 |
| Phenolic (PH) | 400 - 4,000 | -50°F to 250°F | ✓ | ✓ | ✓ | ✓ | ✓ | ✓ | ✓ | ✓ | ✓ | ✓ | ✓ | ✓ | ✓ | ✓ | ✓ | ✓ | ✓ | ✓ | ✓ | ✓ | 102 Rockwell E | 161,162 |
| Pneumatic (PN) | 275 - 620 | -20°F to 130°F | ✓ | ✓ | ✓ | ✓ | ✓ | ✓ | ✓ | ✓ | ✓ | ✓ | ✓ | ✓ | ✓ | ✓ | ✓ | ✓ | ✓ | ✓ | ✓ | ✓ | -- | 159 |
| Flat Free (FF) | 275 - 500 | -20°F to 130°F | ✓ | ✓ | ✓ | ✓ | ✓ | ✓ | ✓ | ✓ | ✓ | ✓ | ✓ | ✓ | ✓ | ✓ | ✓ | ✓ | ✓ | ✓ | ✓ | ✓ | 90 - 98 A | 160 |
| Polyolefin (PO) | 25 - 900 | -20°F to 180°F | ✓ | ✓ | ✓ | ✓ | ✓ | ✓ | ✓ | ✓ | ✓ | ✓ | ✓ | ✓ | ✓ | ✓ | ✓ | ✓ | ✓ | ✓ | ✓ | ✓ | 65 - 70 D | 163,164 |
| ProTech (PRO) | 75 - 1,200 | -45°F to 180°F | ✓ | ✓ | ✓ | ✓ | ✓ | ✓ | ✓ | ✓ | ✓ | ✓ | ✓ | ✓ | ✓ | ✓ | ✓ | ✓ | ✓ | ✓ | ✓ | ✓ | 65 - 78 (+/-) A | 165,166 |
| RollX (RX) | 400 - 1,400 | -45°F to 180°F | ✓ | ✓ | ✓ | ✓ | ✓ | ✓ | ✓ | ✓ | ✓ | ✓ | ✓ | ✓ | ✓ | ✓ | ✓ | ✓ | ✓ | ✓ | ✓ | ✓ | 85 (+/-) D | 167,168 |
| Semi-Pneumatic (SPN) | 70 - 250 | -20°F to 130°F | ✓ | ✓ | ✓ | ✓ | ✓ | ✓ | ✓ | ✓ | ✓ | ✓ | ✓ | ✓ | ✓ | ✓ | ✓ | ✓ | ✓ | ✓ | ✓ | ✓ | 85 - 90 A | 169 |
| Shopping Cart (PLY) | 30 - 300 | -45°F to 180°F | ✓ | ✓ | ✓ | ✓ | ✓ | ✓ | ✓ | ✓ | ✓ | ✓ | ✓ | ✓ | ✓ | ✓ | ✓ | ✓ | ✓ | ✓ | ✓ | ✓ | 90 - 95 A | 170 |
| Soft Rubber (SR) | 80 - 350 | -45°F to 160°F | ✓ | ✓ | ✓ | ✓ | ✓ | ✓ | ✓ | ✓ | ✓ | ✓ | ✓ | ✓ | ✓ | ✓ | ✓ | ✓ | ✓ | ✓ | ✓ | ✓ | 70 - 80 A | 171,172 |
| Steel (SS & ST) | 125 - 20,000 | -45°F to 180°F* | | ✓ | ✓ | ✓ | ✓ | ✓ | ✓ | ✓ | ✓ | ✓ | ✓ | ✓ | ✓ | ✓ | ✓ | ✓ | ✓ | ✓ | ✓ | ✓ | -- | 173,176 |
| V Groove (VG) | 300 - 15,000 | -45°F to 180°F* | | ✓ | ✓ | ✓ | ✓ | ✓ | ✓ | ✓ | ✓ | ✓ | ✓ | ✓ | ✓ | ✓ | ✓ | ✓ | ✓ | ✓ | ✓ | ✓ | -- | 177,178 |

* -45°F - 800°F with Steel Roller bearing & Steel Side washer

CHEMICAL CHART

Envirothane™



ProTech™



Rolly™



Alprene™



A = Excellent
B = Good
C = Fair
D = Not recommended

| | | | | |
|------------------------|---|---|---|---|
| Acetone | D | B | A | C |
| Alcohol, butyl | D | B | D | A |
| Alcohol, ethyl | D | B | A | A |
| Alcohol, methyl | D | B | B | A |
| Aniline | D | B | A | D |
| Benzene | D | C | A | D |
| Carbon disulfide | D | C | B | D |
| Carbon tetrachloride | D | C | D | D |
| Chlorobenzene | C | D | D | D |
| Chloroform | D | D | A | D |
| Ethyl acetate | D | D | A | D |
| Ethylene chloride | C | C | A | C |
| Ethylene dichloride | C | C | A | D |
| Ethyl ether | B | D | A | D |
| Formaldehyde, 37% | D | C | A | B |
| Gasoline | B | B | A | B |
| Heptane | D | D | A | B |
| Methylene Chloride | D | D | C | D |
| Methyl Ethyl Ketone | D | B | A | D |
| Naptha | C | C | A | D |
| Nitrobenzene | C | D | B | D |
| Phenol | D | D | D | D |
| Toluene | C | B | A | D |
| Trichoroethylene | D | A | C | D |
| Varsol | D | A | C | C |
| Carbon Dioxide | A | B | A | B |
| Carbon Monoxide | A | B | A | B |
| Chlorine, Wet | D | C | D | D |
| Chlorine, Dry | D | C | D | C |
| Hydrogen Sulfide | D | B | C | A |
| Sulfur Dioxide, Wet | D | C | C | B |
| Sulfur Dioxide, Dry | D | C | B | D |
| Acetic, Acid 10 - 50% | C | B | D | C |
| Acetic, Acid Glacial | C | B | B | D |
| Boric Acid | A | B | B | D |
| Butyric Acid | D | B | C | D |
| Chromic Acid | D | C | D | D |
| Citric Acid | A | B | A | A |
| Fluoboric Acid | D | B | D | A |
| Hydrobromic Acid, 20% | C | B | D | D |
| Hydrochloric Acid, 20% | C | B | D | C |
| Hydrofluoric Acid, 50% | C | C | D | D |
| Lactic Acid | D | C | B | A |
| Nitric Acid, 5% | C | B | D | B |
| Oleic Acid | C | B | A | C |
| Oleum Spirit, 25% | C | D | D | D |
| Oxalic Acid | D | B | B | D |
| Phosphoric Acid, 85% | D | B | B | B |
| Sulfuric Acid, 10%+ | D | B | D | B |
| Tannic Acid | A | B | C | A |
| Tartaric Acid | A | C | B | A |
| Trichloroacetic Acid | | | C | D |
| Ammonium Hydroxide | A | B | A | A |
| Calcium Hydroxide | A | B | A | A |
| Potassium hydroxide | B | B | C | B |
| Sodium Hydroxide 50% | C | | A | B |
| Sodium Hydroxide, 80% | C | B | C | B |
| Neutral Salts | A | B | A | A |
| Potassium Dichromate | B | A | B | A |
| Potassium Permanganate | B | D | D | A |
| Salt Water | B | D | A | B |
| Sodium Cyanide | C | D | A | A |
| Sodium Hypochlorite | D | C | D | C |
| Trisodium Phosphate | B | C | A | A |

ALTHANE™ 1,400 LBS

(ALT)
Size Range
4"x2"
to
8"x2 1/2"
Pg. 142



The ALThane wheel is light in weight, very economical and high impact strength. Non-marking, non-chipping, oil and chemical resistant, non-absorbent and steam cleanable wheel provides for floor protection.

BALLOON CUSHION 550 LBS

(BARG)
Size Range
5"x2"
to
8"x2 1/4"
Pg. 143



Balloon Cushion non-marking tread with high tensile grey aluminum core and ball bearings for quiet movement, smooth ride and excellent floor protection. High degree of resistance to shock and to rusting.

ENVIROTHANE™ 1,600 LBS

(U)
Size Range
2"x7/8"
to
8"x2 1/2"
Pg. 145



Envirothane™ wheels are used for high load capacities. It protects your floor & does not flat spot under static loads. Envirothane™ is non-corrosive, is non-marking under normal conditions, is excellent for abusive applications such as moist & wet environments and is resistant to most chemicals. Virtually maintenance free! Moisture friendly!

ENVIROTHANE™ CROWNED 1,600 LBS

(UGC)
Size Range
2"x7/8"
to
8"x2 1/2"
Pg. 145



Envirothane™ wheels are used for high load capacities. It protects your floor & does not flat spot under static loads. Envirothane™ is non-corrosive, is excellent for abusive applications such as moist & wet environments and is resistant to most chemicals. Virtually maintenance free! Moisture friendly!

FLAT FREE 500 LBS

(FF)
Size Range
6"x2"
to
16"x4"
Pg. 160



Flat Free tires provide the bounce and load handling characteristics similar to pneumatic tires, except they never lose air. Flat Free are excellent for applications where floor and equipment is vital. The wheel provides for shock absorption, quiet operation and of rolling. Flat Free are light weight, non-marking moulded onto a heavy duty steel rim with high quality sealed ball bearings. For manual operation only.

FREEDOM™ 1,200 LBS

(FDM)
Size Range
4"x2"
to
8"x2"
Pg. 144



Freedom™ wheel the aluminum core envirothane crowned tread (chemically and mechanically bonded) is non-marking with debris-rejecting tread. This wheel allows for an easy, smooth and quiet ride. The Moldon Aluminum Urethane is excellent when looking for a wheel that will give maximum floor protection while carrying light or heavy weight loads. High degree of resistance to shock or vibration and rusting.

HARD RUBBER 275 LBS

(HR)
Size Range
2"x7/8"
to
5"x1 1/4"
Pg. 147



This Solid Hard Rubber wheel is used for higher load capacities than soft rubber. Good floor protection and easier mobility. Will not develop flat spots under standing loads. High resistance to oil, grease and mild or diluted acids.

HIGH TEMPERATURE LAVA™ 1,300 LBS

(LV)
Size Range
3"x1 1/2"
to
8"x2"
Pg. 149



This non-marking wheel features an exclusively developed proprietary nylon material which is excellent for high load capacities. This wheel is extremely ergonomically efficient, as it requires minimum effort to roll & swivel with heavy loads. It resists hard impacts & is resistant to most chemicals, steam cleaning & does not absorb water! This wheel is ideal for industrial and institutional applications. Whl ° = -45°F to 475°F continuously, 525°F intermittently

HIGH TEMPERATURE PHENOLIC/PHENOLIC 4,000 LBS

(HTPH) Size Range
3"x1 1/4"
to
8"x2"
(PH) Size Range
3"x1 1/4"
to
16"x3" / Pg. 161



Made of macerated canvas impregnated with phenolic resin, the Phenolic wheel is resistant to grease, oil and most chemical substances. This wheel is non-marking and provides for high floor protection. While the wheel is very light, it maintains a high load rating.

WHEEL TEMPERATURE:
Regular with Plastic Side Washer - 50°F to 180°F
Regular with Steel Side Washer - 50°F to 250°F
High - 40°F to 475°F continuously, 525°F intermittently

ICE™ 100 LBS

(ICE)
Size Range
2"x7/8"
to
3"x15/16"
Pg. 148



This solid non-marking polyurethane wheel is securely bonded mechanically to its polyolefin core to prevent separation. Top quality wheel provides for good floor protection & will not flat spot under standing loads. Excellent rollability under load provided by precision ball bearings. It is resistant to chemicals and excellent for all floor surfaces.

MOLDON ALUMINUM RUBBER 600 LBS

(MAR)
Size Range
3 1/2"x1 1/4"
to
8"x2"
Pg. 150



Moldon Rubber is secured to aluminum for full floor protection and quiet movement. High degree of resistance to shock or vibration and rusting.

MOLDON ALUMINUM URETHANE 1,500 LBS

(MAU)
Size Range
4"x1 1/2"
to
8"x2"
Pg. 151



Moldon Aluminum Urethane is secured to aluminum core. This wheel allows for an easy, smooth, quiet ride. The Moldon Aluminum Urethane is excellent when looking for a wheel that will give maximum floor protection while carrying heavy loads. The tread is chemically resistant and the core is resistant to rust.

WHEELS AT A GLANCE

casterdepot.com

MOLDON POLYOLEFIN URETHANE 1,400 LBS

(MPU)
Size Range
4"X1 1/2"
to
12"X3"
Pg. 152



This non-marking Urethane treaded wheel is securely bonded mechanically to its polyolefin core to prevent separation. It is highly resistant to chemicals and excellent for all floor surfaces. This wheel provides for high load capacities and is rust proof. 100% Moisture friendly.

MOLDON RUBBER 1,600 LBS

(MR)
Size Range
4"X1 1/2"
to
16"X4"
Pg. 153



Moldon Rubber is secured to semi steel core for full floor protection and quiet movement. High degree of resistance to shock or vibration. Highly economical rubber tire.

MOLDON URETHANE 10,000 LBS

(UR)
Size Range
4"X1 1/2"
to
12"X6"
Pg. 155



Moldon Urethane tread is secured to semi steel core. This wheel allows for an easy, smooth, quiet ride. The Moldon Urethane provides excellent floor protection while carrying extremely heavy loads. Tread is resistant to most chemicals.

NYROLL™ 1,800 LBS

(NY)
Size Range
4"X1 1/2"
to
8"X2 1/2"
Pg. 158



This non-marking nylon wheel is a low cost alternative while providing high load capacities. The Nyroll™ wheel is resistant to impact abrasion, corrosion & the effect of many chemicals. They are resistant to oils, fats, most alkalis, soaps & detergents but should not be used in contact acids. One of the benefits of nylon is that it is unaffected by water. Its use in wet environments enhances its self-lubricating properties.

PNEUMATIC 620 LBS

(PN)
Size Range
8"X2 1/2"
to
16"X6 1/2"
Pg. 159



Pneumatic wheels are excellent for applications where floor and equipment protection is vital. The air pressure provides for shock absorption, quiet operation and ease of rolling. Excellent for delicate materials and uneven and rough floor surfaces. For manual operation only.

POLYOLEFIN 900 LBS

(PO)
Size Range
2"X7/8"
to
8"X2"
Pg. 163



The Polyolefin wheel is light in weight, very economical and high impact strength. Non-marking, non-chipping, oil and chemical resistant, non-absorbent and steam cleanable wheel provides for floor protection.

PROTECH™ 1,200 LBS

(PRO)
Size Range
2"X7/8"
to
12"X3"
Pg. 165



The ProTech™ treaded wheel is secured to its polyolefin core. It is highly resistant to most chemicals & excellent for all floor surfaces. This wheel provides for medium load capacities, is great for moist and wet environments and is non-marking under normal conditions. Quiet & easy rolling, this wheel is shock absorbing & will reject most floor debris.

ROLLX™ 1,800 LBS

(RX)
Size Range
2 5/8"X1 1/2"
to
8"X2"
Pg. 167



This non-marking wheel features an exclusively developed thermoplastic nylon material which is excellent for high load capacities. The RollX™ wheel is extremely ergonomically efficient, as it requires minimum effort to roll & swivel with heavy loads. The wheel resists hard impacts & is resistant to most chemicals, solvents, gases, acids, steam cleaning & does not absorb water! This wheel is ideal for industrial & institutional applications.

SEMI-PNEUMATIC 250 LBS

(SPNC)
Size Range
6"X1 1/2"
to
10"X2 1/2"
Pg. 169



Soft rubber tread with steel hub and ball bearings for quiet movement. Smooth ride and excellent floor protection.

SOFT RUBBER 350 LBS

(SR)
Size Range
2"X7/8"
to
5"X2"
Pg. 171



Soft Rubber tread with a hard core for quiet movement, smooth ride and excellent floor protection. Used mainly for light loads.

STEEL 20,000 LBS

(SS)
Size Range
2"X15/16"
to
16"X4"
Pg. 173



Cast Iron, Ductile Iron, Forged Steel wheels are toughened for strength & longevity. While the steel wheel is always competitive for its weight, it is mainly used for rugged & concrete floors. This wheel could cause floor wear & it is rather noisy. However, Solid Steel Crowned (SSC) wheels are available for less damage.

V-GROOVE 15,000 LBS

(VG)
Size Range
3"X1 1/4"
to
10"X4"
Pg. 177



V Groove wheels, made of cast iron, are designed to operate on inverted angle iron tracks. This enables heavy loads to be guided along the tracks with complete control instead of possibly doing damage to industrial floors & equipment. It can be used on normal floor surfaces as the tread is flat on the bottom. Available in Stainless Steel upon request.

HOW TO SELECT

THE CORRECT ALGOOD CASTER & WHEEL

casterdepot.com

It is critical to consider all factors when selecting the proper caster and wheel. Ultimately, each application is unique and must consider the caster and wheel which is most suitable for their particular application. Remember, when in doubt call our Technical Customer Service Department. The following are the most important criteria to consider:

Load Weight



The rollability of a caster is affected by the load weight. Heavier loads require a larger diameter wheel or caster for easier rolling. Bearings are recommended for the loads over 250 pounds. Our catalogue lists the Dynamic or Rolling Load for wheels & casters. Dynamic or Rolling Load is the load or weight imposed on the wheel or caster while in use. Impact or shock load should also be considered. This is the momentary impact or shock when the weight load is dropped on equipment, strikes an obstruction or vibrates.

Floor Conditions




Make sure you consider what type of floor protection is required. Your wheel must be large enough to negotiate your unique floor conditions, such as cracks in the floor, tracks, mouldings or any other foreseen obstacles.

Unusual Conditions



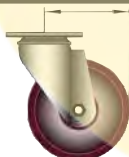
Each wheel has certain characteristics which will give the best results where unusual conditions exist. Check conditions and then select a caster and/or wheel. Be sure to consider unusual environmental conditions such as moisture, extreme heat or cold, exposures to chemicals, blood, fats, oils, salts, etc. Please refer to our Wheel Selection Guide, then move on to select your series.

Rollability



Rollability is the ease with which a caster and wheel is rolled. This is affected by the wheel size, tread width, tread composition and bearings. The larger the wheel, the easier the caster will roll. A hard narrow crowned tread rolls easier than a flat soft tread on a smooth floor, but the wheel may be hard on the floor. Soft tread protects floors and passes over floor obstructions more easily. Use the largest wheel diameter for the best results.

Swivel Radius



The swivel radius is the measured horizontal distance from the vertical centre line of the kingpin to the outside edge of the wheel tread. The swivel radius specifies the minimum clearance required for a mounted caster to swivel 360 degrees. The larger the swivel radius, the easier the caster will rotate.

Extreme Temperatures



Our caster and wheel specifications are designed to operate under normal conditions. Extreme heat or cold will affect the performance of the caster and wheel.

Technical Assistance

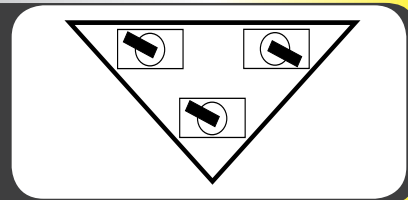


Algood Casters are available from stocking distributors across Canada and the United States, Mexico and beyond. Distributors are caster specialists who can help you select the proper caster to suit your unique requirements. You can call us direct at 1-800-algood-3 (254-6633) or email us at: service@algood.com or visit our web site at www.algood.com.

Various caster combinations may be used when designing, building, repairing or refurbishing mobile equipment. Below you will find the most popular types of mountings:

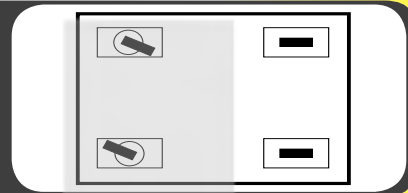
Three Swivel

The **Three Swivel** pattern is found on barrel dollies and small portable machines, which generally require excellent maneuverability. **Use caution when selecting the correct caster** as the load is only distributed over three casters rather than the usual four.



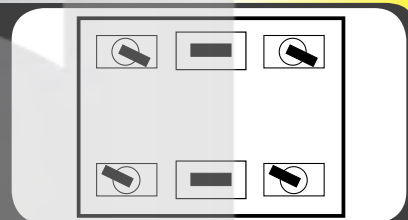
Two Rigid, Two Swivel

Two Rigid, Two Swivel is the most popular pattern generally used. This combination is the most practical and the most economic design, primarily used for straight and/or long distances and can be used for most loads, depending on the total weight capacity.



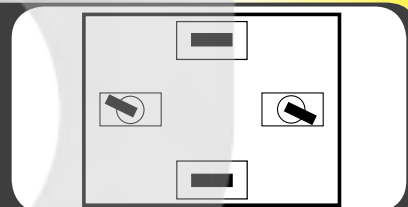
Standard Tilt Mount

The **Standard Tilt Mount** consists of **four swivel & two rigid** and is designed for heavy load and long platform trucks. The two rigid casters are higher than the four swivel casters. The tilt is most effective when the rigid casters are an 1/8" higher than the overall height of the swivel casters. This platform design offers easy maneuverability with higher load capacities.



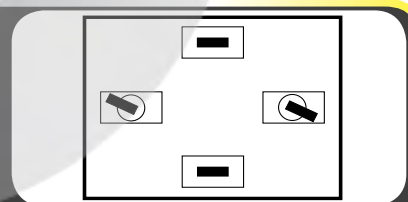
Diamond Tilt Mounting

The **Diamond Tilt Mounting** uses **two swivel and two rigid casters**, and is designed where the rigid casters are set at the sides and the two swivel casters are set at the ends. The tilt is most effective when the rigid casters are an 1/8" higher than the overall height of the swivel casters. This makes the platform highly maneuverable, which turns in its own length. **The capacity is strictly dependent upon the capacity of the casters required.** This mounting pattern is **NOT** recommended for ramps.



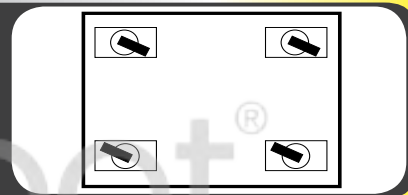
Diamond Mounting

The **Diamond mounting** uses **two swivel and two rigid casters**, however the rigid casters are set at the sides and the two swivel casters are set at the ends. This makes the platform highly maneuverable, which turns in its own length. **The capacity is strictly dependent upon the capacity of the casters required.** This mounting pattern is **NOT** recommended for ramps.



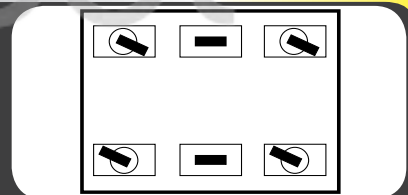
Four Swivel

Four Swivel casters respond instantly to directional change, making limited spaces easy to maneuver. This configuration is recommended for short distances. If the casters are equipped with swivel locks, this mounting pattern will work for long straight travel.



Four Swivel, Two Rigid

This pattern is designed for heavy loads and long platform trucks. The two rigid casters help to distribute and reduce the load on the swivel casters **which maintains good maneuverability and makes steering very easy.**



We are proud to present some of our totally unique caster innovations. Our integrated manufacturing facility allows us to design and develop custom wheels and casters. Every product on these pages was created to meet the needs of our customers and each of them can be modified to suit your specifications. If you don't see what you're looking for, call our customer service department. With almost 50 years as CasterSmiths, we love the challenge of creating new products – and we're damn good at it.

AGV SELF-LOCKING CASTER 500 LBS CAPACITY




This "Hero" of a caster features a precision ball bearing in swivel raceway to provide accuracy and ease in navigation. Comes with auto swivel lock and available with pedal wheel brake. Moisture friendly and requires almost zero maintenance.

2100 SERIES PEDAL



This extra large brake pedal is three times larger than any comparable mechanism. For situations where access is difficult, it provides ease of engagement and disengagement. The pedal is constructed of heavy duty metal and can take all the abuse that comes its way.

CUSTOM SPRING LOADED CASTER 3,200 LBS CAPACITY



Ideal for heavy loads, this caster protects cargo contents, equalizes load distribution, dampens and reduces vibration. Great for noise reduction and extending useable life of carts and other equipment.

ZERO GRAVITY SPRING LOADED SERIES



This heavy-duty kingpin free shock absorbing caster delivers a smooth and quiet ride. Precision ball bearings provide ease of rolling while dual springs prevent shock while taking on uneven surfaces. Protects cargo contents, equalizes load distribution and extends lifespan of equipment. Customizable spring deflection and wheel type/size can be customized.

TEXTILE CASTER 950 LBS CAPACITY



Unique assembly minimizes threads entangled in axle. Thread guards prevent debris from accumulating on wheel bearings, retain lubricants and keep out contaminants. Featuring 950 lb. capacity and corrosion resistant bright zinc finish, available with a wide range of wheel types/sizes, top plates as well as many other options.

iLOCK™ BRAKE



Precise eight position directional and wheel lock with brake pads provide perfect security. Engages with absolute precision and available as a customizable one, two, three or four position lock. Built for the eMaxx™ series, iLock is made out of RollIX™ material and is moisture friendly, resistant to most chemicals, solvents, gases, acids, and steam.

CUSTOM MANUFACTURED

CASTERS & WHEELS

casterdepot.com

GATE SPRING LOADED



Custom heavy duty Gate Spring Loaded created for extremely heavy metal gate. Gate housing is structurally reinforced to tolerate abusive and demanding application.

These unique casters are mounted on a door or gate and deflect to meet uneven surfaces while maintaining the integrity of the door. With a wide deflection range and capacity to 500 lbs, the GSL can meet varied conditions. In stainless steel it is ideal for bacteria free environments, rust resistant, moisture friendly and virtually maintenance free.

GATE SPRING LOADED STAINLESS STEEL



20,000 LBS BMF




This swivel caster with 2-position lock and dual Presson rubber wheels is designed to move extreme loads effortlessly. All dimensions custom engineered upon request.

This uniquely designed 10"x4" heavy duty Kingpinfree caster was created to be easily mounted & demounted on 8"x10" I-Beams. For complete maneuverability, a steering bar is welded on one side of the leg.

10" X 4" CYCLONE




CYCLONE DUAL CASTER 18,000 LBS CAPACITY



The Cyclone series is a rugged Kingpinfree design that accommodates wheels from 6" to 18" in diameter, with single, dual or other configurations. Comes with a wide variety of top plates. Special overall heights, Universal Wheel Brakes and four position swivel lock options are available. Comes with a resilient black matte powder coating.

This high-precision, engineered caster was manufactured with four 6" X 2 1/2" Envirothane™ wheels and precision bearings to enable a smooth and even ride for the most sensitive applications. Each wheel correctly deflects and/or cautiously supports with a heavy-duty die spring. It is equipped with a 4PSL and the UWB locks all 4 wheels simultaneously.

QUAD MONSOON SPRING LOADED



16" PNEUMATIC



Designed to move large loads across flat roofs while preventing damage to the roof's membrane. May be used on soft surfaces.

This Kingpinfree caster is spring loaded and built to accommodate 5,000 lbs. The deflection prevents vibration from traveling to the mobile unit, protecting vital product during transport. High temperature wheels are ideal for heat-intense applications. Four-position swivel lock converts swivel to rigid caster.

DUAL MONSOON SPRING LOADED



CUSTOM MANUFACTURED

CASTERS & WHEELS

casterdepot.com

8" DUAL PNEUMATIC



Algood's 8" Dual Pneumatic caster with a 3" diameter X 12" long pipe is uniquely designed to move scaffolds and platforms on uneven floor surfaces.

This caster has an extra high safety factor for maximum accident prevention. High quality dual locking system that engages wheel tread and swivel section. Comes with a wide variety of wheels.

SCAFFOLD CASTER 800 Lbs CAPACITY



HOG™



The HOG™ has a uniquely patented design that offers the visual beauty and total functionality expected in a high quality caster. With a 900 lb. capacity, it is available as a swivel with Universal Wheel Brake and exceptional positive lock. A variety of top plates and stems are available. All 6"x2" wheels can be accommodated.

With a spring loaded option, the HOG™ has a capacity of 1750 lbs. Along with its bright chrome finish and distinctive hub cap design, the HOG™ is ideal for store fixtures, display cases and custom applications.

HOG™ SPRING LOADED



ACME THREADS



These stem threads provide accurate overall height and a secure hold. With the convenience of being used with a power screw, they are strong and durable.

This 10" x 2-1/2" Kingpinfree Typhoon caster is designed to travel in the lead position and steer enabling the caster to be pulled at the front of the unit. Capacity is 950lbs.

STEERING CASTER



TORNADO HEAD



This heavy capacity, low profile caster is ideal for rack moving equipment. It has been uniquely engineered with a 3"x3" steel wheel, a 1"-8x4" treaded stem and a 2500 lb. capacity.

This 6"x2" pneumatic wheel fits in the Maxx™, EMaxx™ and 7000 series. The pneumatic cushion is excellent for applications where floor and equipment protection are vital. Quiet ride and ease of rolling are provided by air pressure. Excellent for delicate materials and uneven rough floor surfaces.

6X2 PNEUMATIC MAXX™



7003 CUSTOM MANUFACTURED[®]

casterdepot.com

SERIES

CASTERS & WHEELS

EMAXX™ w/OFFSET PLATE



Designed to provide greater offset allow acceptable clearance from the bottom of any manufactured unit or cart. Plates are offset to the furthest possible point.

SWIVEL PLATES




Heavy duty rotating plates are ideal for turntables, wagons or any application that requires two surfaces to rotate on a strong base. Full 360° rotation in a lubricated raceway. Available with various bolt hole sizes/positions. Capacity up to 3500 lbs.

JACKING CASTER



This unique caster product is mounted vertically to the unit and is effortlessly elevated by manual crank to the desired position. Custom designed to accommodate any weight capacity and application. Customized mounting bracket available.

RIMS



Algood was the first caster company to ever introduce hub caps. We offer a variety of customized rims on 2" treaded casters. All of these wheels are manufactured with Algood's RollX™ material.

BALL TRANSFERS



Omni-directional swiveling action allows for ease of movement in a variety of applications. Available in nylon and stainless steel.

HAND TRUCK



Light weight aluminum frame balanced to assure easier wheel. Quick kick release converts in seconds from two wheel hand truck to four wheel platform truck.

LL SERIES



This die-cast, aluminum leveling caster allows for moving heavy equipment and keeping it perfectly level. Once the equipment is in place, there is an adjustment knob in the back that is turned which brings down the foot or pad, lifting the wheel off the ground to prevent rolling. The foot is raised until the unit is level. Comes with a attractive powder coated ivory finish.

AIR FORCE CASTER



A uniquely designed and engineered caster featuring special overall height with a 6"x2" Envirothane™ wheel and thread guards. Two specially placed 4 position swivel locks, lock the swivel and the plate in position in a cargo container for transferring of sensitive components and material.

CUSTOM MANUFACTURED

CASTERS & WHEELS

casterdepot.com

LIGHT-DUTY SPRING LOADED



Specifically designed for equipment that must be protected from shock and vibration while achieving noise reduction. The design gives vertical deflection in response to a light load. This caster will provide a smooth ride if dropped or subjected to a sudden impact and will not suddenly bottom out. Algood's Spring Loaded Indicator is included, enabling user to estimate weight load on product.

TUBE CASTER



Originally designed to be mounted on a table leg to accommodate tubing. Four position swivel lock converts swivel caster to rigid by engaging plunger. A Lock™ is engaged to lock wheel.

WIZARD CASTERS



The Wizard series is exclusively developed out of reinforced thermoplastic nylon material. The Wizard is extremely ergonomically efficient. The ALTech wheel is non-marking, secured to the polyolefin core and is ideal for bacteria free environments. The ALTech has a precision ball bearing that allows the to roll effortlessly.

SIDE-MOUNT LADDER CASTER



Our 1900 series offers two models of the Ladder Spring Loaded casters. Available in a left or right sided version, these casters are excellent for inside/outside use, especially where rolling surface is uneven. This side mountable caster is excellent as a gate caster. Excellent for low clearance requirements. This unit has a low 8.1" overall height.

RETRACTABLE CASTER



Retractable caster designed to move stationary merchandise at a push of a foot. By engaging the foot pedal, the unit rises off the permanent unit feet to ride on the casters. Excellent for kiosks and display tables.

THEATRICAL TRYKE™



Provides smooth, uninterrupted swivel with three casters mounted to a triangular top plate. Minimal force is required to maneuver from the lead to the trail position and more weight can be moved with less effort. Fully customizable with a variety of casters and wheels and capacity of up to 20,000 lbs. Ideal for film and theatre sets.

SQUARE CUP STEM



This 1-1/2" x 1 1/2" I.D. square cup stem is available in our 5000 & 5300 series. The stem comes pre-drilled on 3 sides to accept wood or metal legs.

J CASTER



This creatively designed 65mm nylon caster is available with all stems & fastenings, including translucent wheels. Pedal wheel lock is available. Custom colours available upon request. Capacity is 125lbs.

CUSTOM MANUFACTURED

CASTERS & WHEELS

casterdepot.com

ICE™ WHEELS



Cool ICE™ wheels are manufactured with a polyolefin core and polyurethane tread in a variety of vibrant colours. ICE™ wheels fit in a variety of series and come standard with precision ball bearings. Available in 2", 2-1/2" and 3" diameters, with capacity of up to 90lbs.

DUAL 5000 SERIES



Dual ICE™ wheels are inserted in the 5000 series caster to enhance capacity and provide a dynamic visual effect.

CASTERBOOT



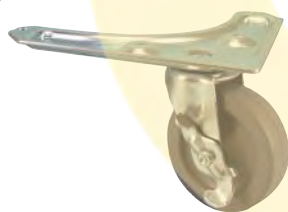
The Casterboot™ is a revolutionary system created to save time and money. It converts virtually any table from rolling to stationary in seconds. The Casterboot is designed to simply work as a boot. Slip it on and turn the knob. It's that easy! No more complex installations and broken parts. Many sizes available.

CORELESS TWIN WHEEL



65mm nylon twin wheels with polyurethane tread specially designed with a unique configuration. The wheel rotates on small ball bearings in the hub. A variety of stems, plates & colours are available upon request. Capacity is 125lbs.

B06D PLATE



This custom designed plate was engineered to protect a heavy unit so that point load is not transferred directly onto the unit. It's unique embossed plate design, allows for shock distribution. This progressive plate is very competitively priced, while preventing application failures.

ADJUSTABLE HEIGHT CASTER



Designed to accommodate uneven floors and various overall heights where accurate and on site leveling are critical. This caster evolves from our swivel 2003 series with 5/8" bolt hole, 3/4-10 x 5 threaded stem securely locks the swivel and the brake.

EGOOL™



Egool™ is ideal for store fixtures as well as institutional and food service equipment. Egool™ is available in a standard silver finish, with a 67mm diameter Polyolefin wheel and a 437Sx7/8 friction stem. It is available in swivel only, no brake. Capacity is 75lbs.

MINI MAXX™ KEYCHAIN



Algood's stainless steel keychain caster is an excellent promotional gift. This miniature replica of our Maxx™ series has an overall height of 7/8" with a ball bearing swivel square plate. An authentic Envirothane™ wheel measures 3/4" diameter x 1/4" tread width. Excellent for prototypes.



THEATRICAL TRYKE™ SERIES

casterdepot.com

2,700 LBS

THEATRICAL TRYKE™



EXCELLENT FOR:

- Hospital supply industry
- Film and entertainment industry
- Research and development labs
- Specialized store fixtures
- Test facilities
- Staging equipment
- Ergonomical requirements

WHEEL CASTER PART NUMBER

| Diameter | Tread Width | Capacity Lbs. | Dimension "A" | Swivel Radius | Overall Height | Head Type | Standard Top Plate | Swivel | Caster Weight (lbs) |
|----------|-------------|---------------|---------------|---------------|----------------|-----------|--------------------|--------|---------------------|
|----------|-------------|---------------|---------------|---------------|----------------|-----------|--------------------|--------|---------------------|

1900 Series - see pages 45-47

| | | | | | | | | | |
|-------------------------|---------------|-----------|--------|---------|----------|----------------|------|-----------------------------|-------------------|
| 2" Dual Wheel | 7/8" | up to 750 | 7 5/8" | 6 3/4" | 4 3/8" | Thrust Bearing | A38H | STC-3XS1923-D80Z-WHEEL TYPE | Caster X3 + 5.00 |
| | | up to 750 | 7 5/8" | 6 3/4" | 4 7/16" | Twister | A46H | STC-3XS1923-D81Z-WHEEL TYPE | Caster X3 + 10.00 |
| | | up to 750 | 7 5/8" | 6 3/4" | 4 23/32" | Typhoon | A52I | STC-3XS1923-D82Z-WHEEL TYPE | Caster X3 + 14.00 |
| 3" | 1 1/4" | up to 750 | 7 5/8" | 7 1/16" | 5 5/16" | Thrust Bearing | A38H | STC-3XS1933-D80Z-WHEEL TYPE | Caster X3 + 5.00 |
| | | up to 750 | 7 5/8" | 7 1/16" | 5 3/8" | Twister | A46H | STC-3XS1933-D81Z-WHEEL TYPE | Caster X3 + 10.00 |
| | | up to 750 | 7 5/8" | 7 1/16" | 5 21/32" | Typhoon | A52I | STC-3XS1933-D82Z-WHEEL TYPE | Caster X3 + 14.00 |
| 4" | 1 1/4" | up to 750 | 7 5/8" | 7 9/16" | 6 3/8" | Thrust Bearing | A38H | STC-3XS1943-D80Z-WHEEL TYPE | Caster X3 + 5.00 |
| | | up to 750 | 7 5/8" | 7 9/16" | 6 7/16" | Twister | A46H | STC-3XS1943-D81Z-WHEEL TYPE | Caster X3 + 10.00 |
| | | up to 750 | 7 5/8" | 7 9/16" | 6 23/32" | Typhoon | A52I | STC-3XS1943-D82Z-WHEEL TYPE | Caster X3 + 14.00 |
| 5" | 1 1/4" | up to 750 | 7 5/8" | 8" | 7 1/4" | Thrust Bearing | A38H | STC-3XS1953-D80Z-WHEEL TYPE | Caster X3 + 5.00 |
| | | up to 750 | 7 5/8" | 8" | 7 5/16" | Twister | A46H | STC-3XS1953-D81Z-WHEEL TYPE | Caster X3 + 10.00 |
| | | up to 750 | 7 5/8" | 8" | 7 19/32" | Typhoon | A52I | STC-3XS1953-D82Z-WHEEL TYPE | Caster X3 + 14.00 |

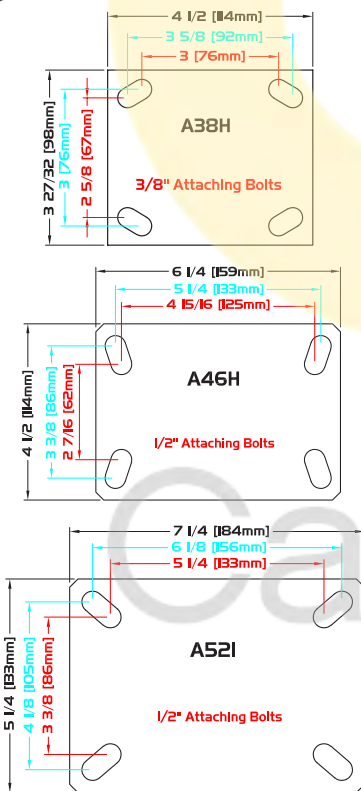
5400 Series - see pages 69-70

| | | | | | | | | | |
|---------------|---------------|-------------|----------|---------|----------|----------------|------|------------------------------|-------------------|
| 2 5/8" | 1 1/2" | up to 1,200 | 7 5/8" | 7" | 4 7/8" | Thrust Bearing | A38H | STC-3XS54263-D80Z-WHEEL TYPE | Caster X3 + 5.00 |
| | | up to 1,200 | 7 5/8" | 7" | 4 15/16" | Twister | A46H | STC-3XS54263-D81Z-WHEEL TYPE | Caster X3 + 10.00 |
| | | up to 1,200 | 7 5/8" | 7" | 5 7/32" | Typhoon | A52I | STC-3XS54263-D82Z-WHEEL TYPE | Caster X3 + 14.00 |
| 3" | 1 1/2" | up to 1,200 | 7 5/8" | 7 5/16" | 5 9/16" | Thrust Bearing | A38H | STC-3XS5433-D80Z-WHEEL TYPE | Caster X3 + 5.00 |
| | | up to 1,650 | 7 5/8" | 7 5/16" | 5 5/8" | Twister | A46H | STC-3XS5433-D81Z-WHEEL TYPE | Caster X3 + 10.00 |
| | | up to 1,650 | 7 5/8" | 7 5/16" | 5 29/32" | Typhoon | A52I | STC-3XS5433-D82Z-WHEEL TYPE | Caster X3 + 14.00 |
| 4" | 1 1/2" | up to 1,200 | 7 5/8" | 7 3/4" | 6 9/16" | Thrust Bearing | A38H | STC-3XS5443-D80Z-WHEEL TYPE | Caster X3 + 5.00 |
| | | up to 1,650 | 7 5/8" | 7 3/4" | 6 5/8" | Twister | A46H | STC-3XS5443-D81Z-WHEEL TYPE | Caster X3 + 10.00 |
| | | up to 1,650 | 7 5/8" | 7 3/4" | 6 29/32" | Typhoon | A52I | STC-3XS5443-D82Z-WHEEL TYPE | Caster X3 + 14.00 |
| 5" | 1 1/2" | up to 1,200 | 10 3/16" | 10" | 7 9/16" | Thrust Bearing | A38H | STC-3XS5453-D83Z-WHEEL TYPE | Caster X3 + 6.00 |
| | | up to 1,650 | 10 3/16" | 10" | 7 5/8" | Twister | A46H | STC-3XS5453-D84Z-WHEEL TYPE | Caster X3 + 14.00 |
| | | up to 1,650 | 10 3/16" | 10" | 7 29/32" | Typhoon | A52I | STC-3XS5453-D85Z-WHEEL TYPE | Caster X3 + 20.00 |
| 6" | 1 1/2" | up to 1,200 | 10 3/16" | 10 3/8" | 8 1/2" | Thrust Bearing | A38H | STC-3XS5463-D83Z-WHEEL TYPE | Caster X3 + 6.00 |
| | | up to 1,650 | 10 3/16" | 10 3/8" | 8 9/16" | Twister | A46H | STC-3XS5463-D84Z-WHEEL TYPE | Caster X3 + 14.00 |
| | | up to 1,650 | 10 3/16" | 10 3/8" | 8 27/32" | Typhoon | A52I | STC-3XS5463-D85Z-WHEEL TYPE | Caster X3 + 20.00 |

E6500 Series - see pages 75-78

| | | | | | | | | | |
|-----------|-----------|-------------|----------|----------|-----------|---------|------|-----------------------------|-------------------|
| 4" | 2" | up to 1,200 | 8 5/8" | 8 11/16" | 7 3/16" | Twister | A46H | STC-3XS6543-D86Z-WHEEL TYPE | Caster X3 + 12.00 |
| | | up to 2,700 | 8 5/8" | 8 11/16" | 7 15/32" | Typhoon | A52I | STC-3XS6543-D87Z-WHEEL TYPE | Caster X3 + 16.80 |
| 5" | 2" | up to 1,650 | 10 3/16" | 10 3/16" | 8 1/16" | Twister | A46H | STC-3XS6553-D84Z-WHEEL TYPE | Caster X3 + 14.00 |
| | | up to 2,700 | 10 3/16" | 10 3/16" | 8 11/32" | Typhoon | A52I | STC-3XS6553-D85Z-WHEEL TYPE | Caster X3 + 20.00 |
| 6" | 2" | up to 1,650 | 13" | 12 1/2" | 9 1/16" | Twister | A46H | STC-3XS6563-D88Z-WHEEL TYPE | Caster X3 + 18.50 |
| | | up to 2,700 | 13" | 12 1/2" | 9 11/32" | Typhoon | A52I | STC-3XS6563-D89Z-WHEEL TYPE | Caster X3 + 26.00 |
| 8" | 2" | up to 1,650 | 13" | 13 1/2" | 11 1/16" | Twister | A46H | STC-3XS6583-D88Z-WHEEL TYPE | Caster X3 + 18.75 |
| | | up to 2,700 | 13" | 13 1/2" | 11 11/32" | Typhoon | A52I | STC-3XS6583-D89Z-WHEEL TYPE | Caster X3 + 26.00 |

PLATE DIAGRAMS

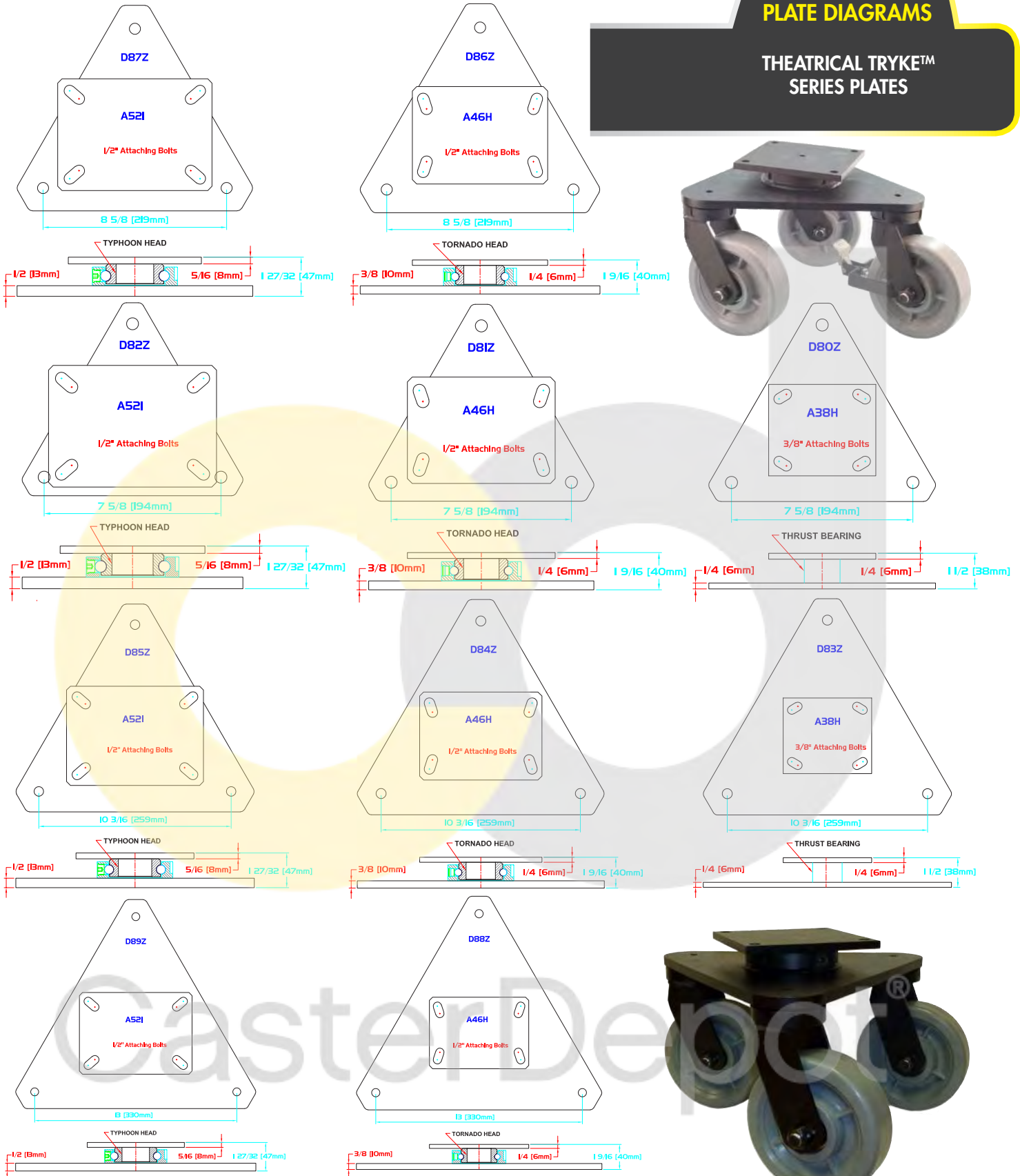


THEATRICAL TRYKE™ SERIES

casterdepot.com

PLATE DIAGRAMS

THEATRICAL TRYKE™ SERIES PLATES





GSL525

casterdepot.com

95LBS

GATE SPRING LOADED 0800-0900-1000-1900 SERIES



GATE SPRING LOADED

TEMPERATURE: -45°F to 230°F
COLOURS: Black/Grey
DUROMETER: 45-65 (+/-) D scale

FINISH: Corrosion resistant bright zinc finish
DESCRIPTION: New Gate Spring Loaded Bracket

CUSTOM SPRING LOADED PLATES



ENVIROTHANE™



ENVIROTHANE™
GREY



SOFT RUBBER

EXCELLENT FOR:

- Residential or industrial gates
- Sliding or rotating industrial doors
- Heavy duty panels
- Test facilities
- Low profile side mounted applications

FINISHES:

Inquiries on other finishes welcome

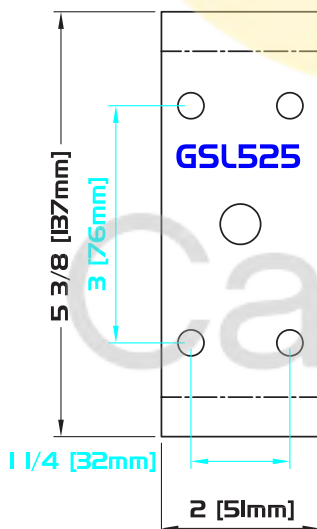
SPECIAL:

Works with any 437SX1 5/16" stem

| WHEEL | | CASTER | | | | PART NUMBER | | Caster Weight (lbs) |
|--------------------------------------|-------------|---------------|----------------|---------------|----------------|-------------------------|--|---------------------|
| Diameter | Tread Width | Capacity Lbs. | Bracket Offset | Swivel Radius | Overall Height | Swivel | | |
| | | | "BO" | | | | | |
| 0800 Series - SEE PAGES 39-40 | | | | | | | | |
| 2" | 7/8" | 0800 Series | 2 1/2" | 1 3/4" | 2 9/16" | S0803-GSL525-WHEEL TYPE | | Caster + 2.73 |
| 3" | 7/8" | 0800 Series | 2 1/2" | 2 3/8" | 3 9/16" | S0833-GSL525-WHEEL TYPE | | Caster + 2.73 |

PLATE DIAGRAMS

5/16" Attaching Bolts



STANDARD PLATE: **GSL525**

Caster Depot®

GSL525

casterdepot.com

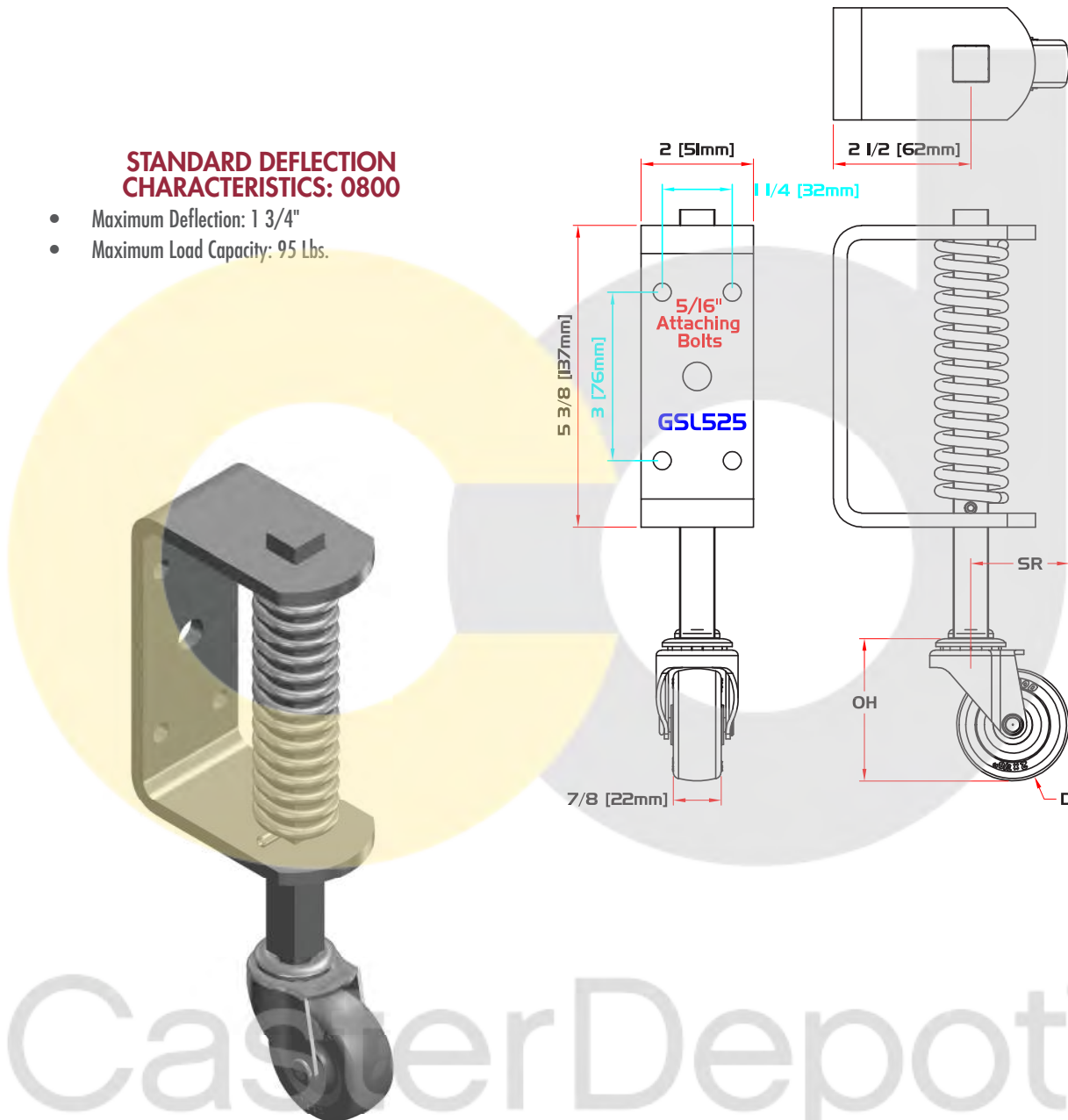
GATE SPRING LOADED 0800-0900-1000-1900 SERIES

DEFLECTION CHARACTERISTICS

STANDARD DEFLECTION CHARACTERISTICS: 0800 Series

STANDARD DEFLECTION CHARACTERISTICS: 0800

- Maximum Deflection: 1 3/4"
- Maximum Load Capacity: 95 Lbs.



CasterDepot®




GATE SPRING LOADED

2003 & E6500 SERIES

700LBS
casterdepot.com

GATE SPRING LOADED

CUSTOM SPRING LOADED PLATES



EXCELLENT FOR:

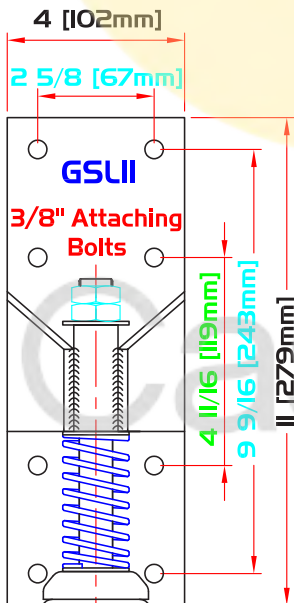
- Residential or industrial gates
- Sliding or rotating industrial doors
- Heavy duty panels
- Test facilities
- Low profile side mounted applications

FINISHES:

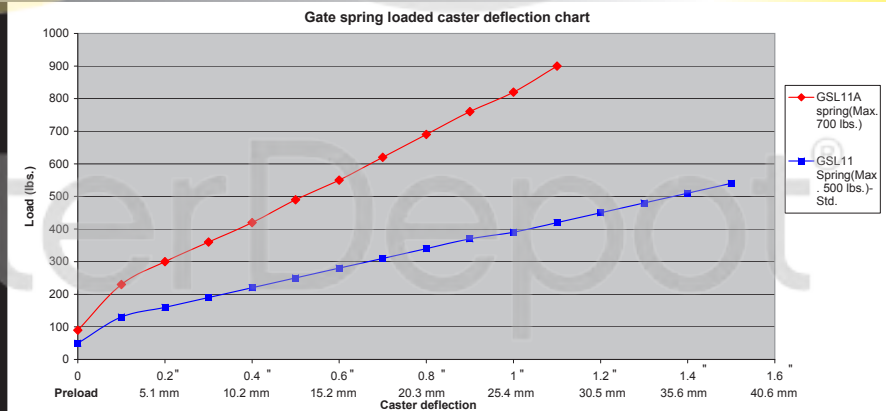
Inquiries on other finishes welcome

| WHEEL | | CASTER | | | | PART NUMBER | | Caster Weight (lbs) |
|---------------------------------------|-------------|------------------------------------|--------------------|----------------------|------------------|---|--|--------------------------------|
| Diameter | Tread Width | Capacity Lbs. | Bracket Offset | Swivel Radius | Overall Height | Swivel | | |
| | | | "BO" | | | | | |
| 2003 Series - SEE PAGES 51-53 | | | | | | | | |
| 3" | 1 1/4" | 2003 Series | 5 3/16" | 2 3/4" | 4 5/8" | S2033-GSL11-WHEEL TYPE | | Caster + 6.75 |
| 4" | 1 1/4" | 2003 Series | 5 3/16" | 3 3/16" | 5 1/2" | S2043-GSL11-WHEEL TYPE | | Caster + 6.75 |
| 5" | 1 1/4" | 2003 Series | 5 3/16" | 3 5/8" | 6 7/16" | S2053-GSL11-WHEEL TYPE | | Caster + 6.75 |
| E6500 Series - SEE PAGES 75-78 | | | | | | | | |
| 4" | 2" | up to 500 lbs max. 700 lbs max. | 5 3/16" 5 3/16" | 3 11/16" 3 11/16" | 5 5/8" 5 5/8" | SE6543-GSL11-WHEEL TYPE-BEARING TYPE-TG SE6543-GSL11A-WHEEL TYPE-BEARING TYPE-TG | | Caster + 6.25 Caster + 6.25 |
| 5" | 2" | up to 500 lbs max. 700 lbs max. | 5 3/16" 5 3/16" | 4 5/16" 4 5/16" | 6 1/2" 6 1/2" | SE6553-GSL11-WHEEL TYPE-BEARING TYPE-TG SE6553-GSL11A-WHEEL TYPE-BEARING TYPE-TG | | Caster + 6.25 Caster + 6.25 |
| 6" | 2" | up to 500 lbs max. 700 lbs max. | 5 3/16" 5 3/16" | 5" 5" | 7 1/2" 7 1/2" | SE6563-GSL11-WHEEL TYPE-BEARING TYPE-TG SE6563-GSL11A-WHEEL TYPE-BEARING TYPE-TG | | Caster + 6.25 Caster + 6.25 |
| 8" | 2" | up to 500 lbs max. 700 lbs max. | 6 1/2" 6 1/2" | 6" 6" | 9 1/2" 9 1/2" | SE6583-GSL11-WHEEL TYPE-BEARING TYPE-TG SE6583-GSL11A-WHEEL TYPE-BEARING TYPE-TG | | Caster + 7.00 Caster + 7.00 |

PLATE DIAGRAMS



STANDARD PLATE: **GSL11**



Maximum deflection @ 700 lbs for GSL11A spring is : 0.8 Inch (20.3 mm)
 Maximum deflection @ 500 lbs for GSL11 spring is : 1.35 Inch (34.3 mm)

GATE SPRING LOADED

2003 & E6500 SERIES

casterdepot.com

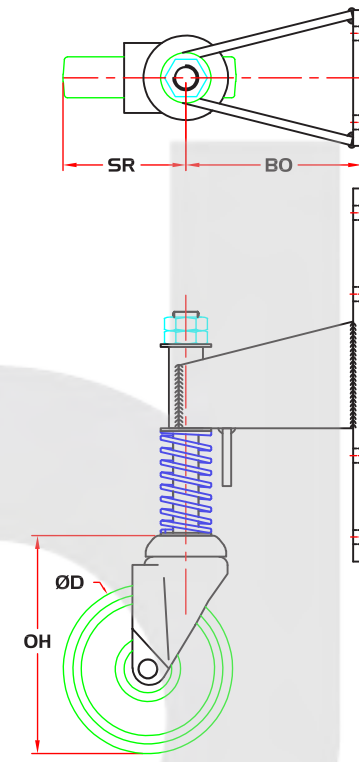
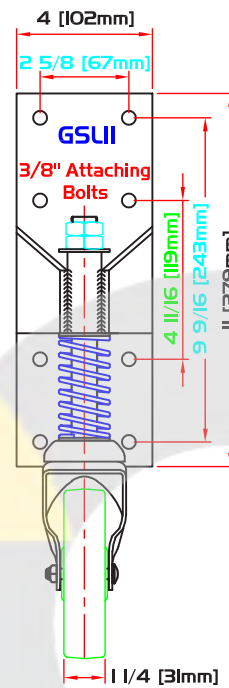
DEFLECTION CHARACTERISTICS

STANDARD DEFLECTION CHARACTERISTICS:
STANDARD DEFLECTION CHARACTERISTICS:

2003 Series
E6500 Series

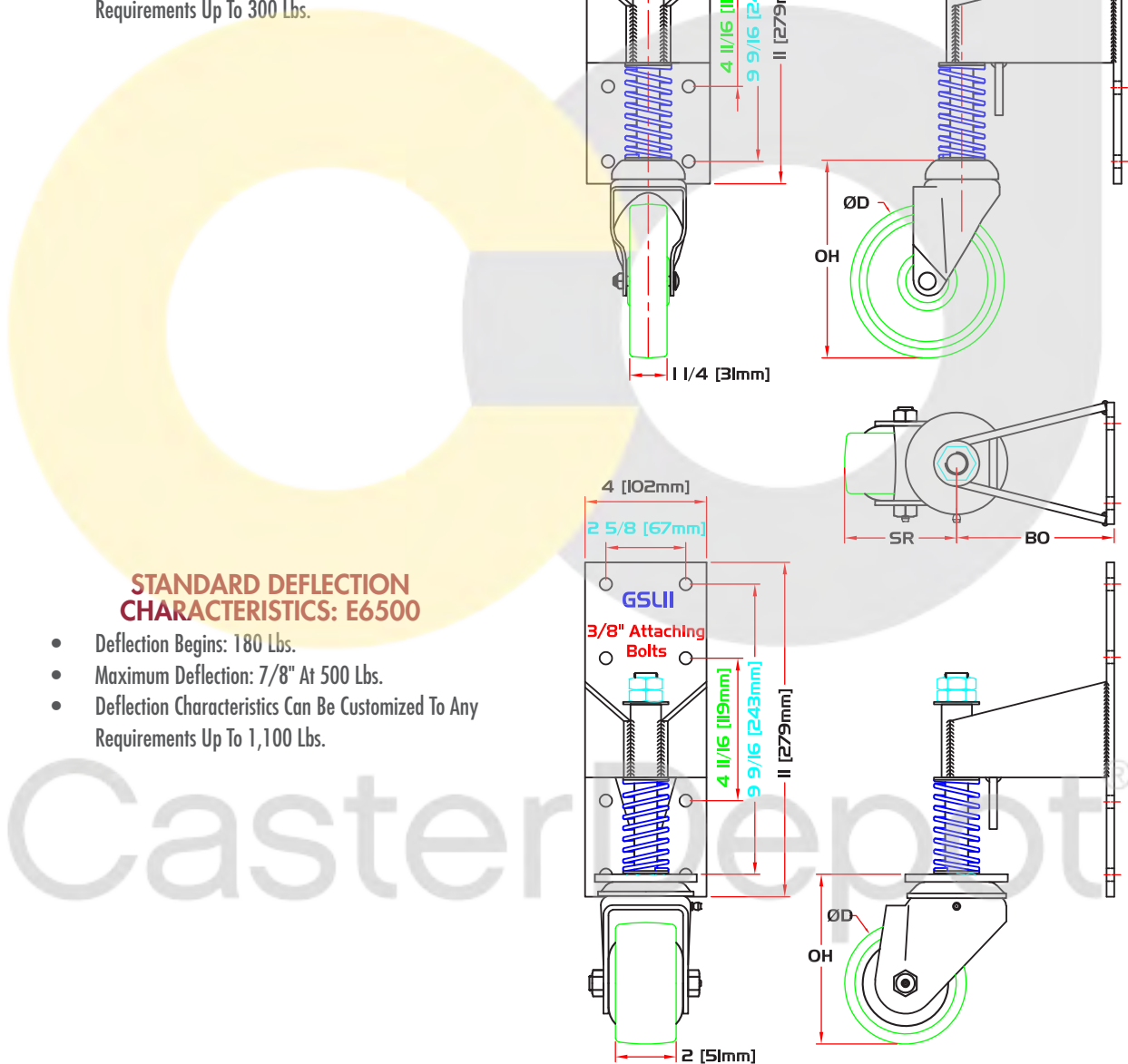
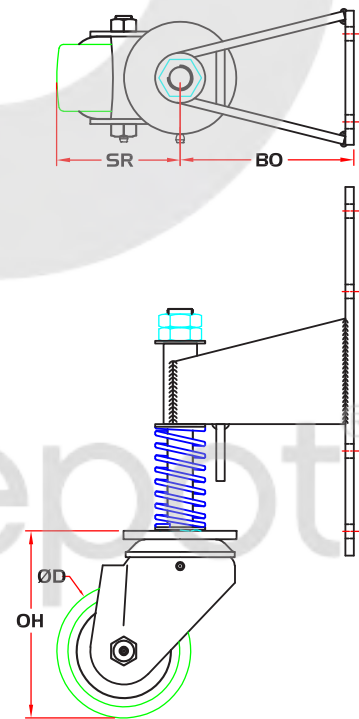
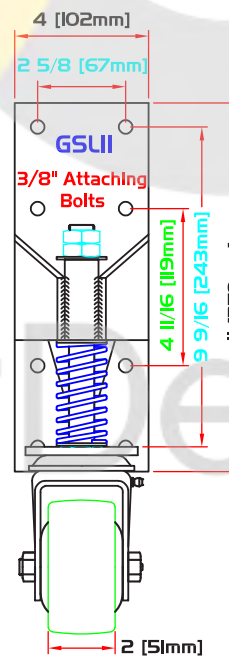
STANDARD DEFLECTION CHARACTERISTICS: 2003

- Deflection Begins: 180 Lbs.
- Deflection At Capacity (300 Lbs.) 5/16"
- Deflection Characteristics Can Be Customized To Any Requirements Up To 300 Lbs.



STANDARD DEFLECTION CHARACTERISTICS: E6500

- Deflection Begins: 180 Lbs.
- Maximum Deflection: 7/8" At 500 Lbs.
- Deflection Characteristics Can Be Customized To Any Requirements Up To 1,100 Lbs.





0100/0200 SERIES

75LBS
casterdepot.com

FEATURES

KINGPIN: 5/16" rivet, 1/4" rivet (for 0203)
BUSHING: Plain, Nylon
AXLE&NUT: 1/4" (for 0123 and 0153), 3/16" (for 0163), 1/8" (for 0203)

FINISH: Corrosion resistant bright zinc finish
LEG SPACING: 1 7/8" (for 0123), 1" (for 0153), 1 3/16" (for 0163), 37/64" (for 0203)



EXCELLENT FOR:

- Bed frames
- Cribs
- Television & stereo stands
- Light duty furniture

OPTIONS:

SLB Side Lock Brake (0123 and 0153 only)

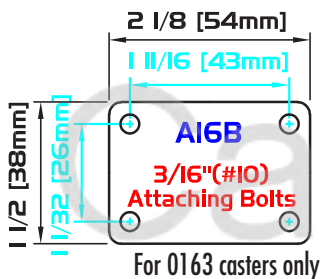
FINISHES:

Inquiries on other finishes welcome

| WHEEL | | CASTER | | | | PART NUMBER | | | Caster Weight (lbs) |
|-------------------------|---------------|---------------|--------------|---------------|----------------|------------------------|---------------------|--|---------------------|
| Diameter | Tread Width | Capacity Lbs. | Bearing Type | Swivel Radius | Overall Height | Wheel Type | Swivel | | |
| 2" Dual Wheel | 7/8" | 75 | Plain | 1 1/4" | 2 3/8" | Polyolefin | 0123-375-PO | | 0.33 |
| | | 75 | Plain | | | Polyolefin | 0123-375L-PO | | 0.33 |
| | | 75 | Plain | | | Polyolefin | 0123-375SX1-PO | | 0.33 |
| | | 75 | Plain | | | Polyolefin | 0123-437SX1-PO | | 0.33 |
| | | 75 | Plain | | | Polyolefin | 0123-437SX1 5/16-PO | | 0.35 |
| 2" | 7/8" | 75 | Steel | 1 5/8" | 2 1/4" | Conductive Soft Rubber | 0153-***-CSR | | 0.31 |
| | | 75 | Plain | | | Polyolefin | 0153-***-PO | | 0.25 |
| | | 75 | Plain | | | ProTech™ Flat | 0153-***-PROF | | 0.26 |
| | | 75 | Steel | | | Soft Rubber | 0153-***-SR | | 0.31 |
| | | 75 | Steel | | | Soft Rubber Grey | 0153-***-SRG | | 0.31 |
| | | 75 | Nylon | | | Envirothane™ | 0153-***-U | | 0.31 |
| | | 75 | Nylon | | | Envirothane™ Grey | 0153-***-UG | | 0.31 |
| | | 75 | Nylon | | | Envirothane™ Tapered | 0153-***-UT | | 0.28 |
| 1 5/8" | 11/16" | 30 | Plain | 1 1/4" | 2" | Polyolefin | 0163-375-PO | | 0.11 |
| | | 30 | Plain | | | Polyolefin | 0163-375L-PO | | 0.13 |
| | | 30 | Plain | | | Polyolefin | 0163-437SX1-PO | | 0.15 |
| | | 30 | Plain | | | Polyolefin | 0163-437SX1 5/16-PO | | 0.14 |
| | | 30 | Plain | | | Polyolefin | S0163-A16B-PO | | 0.20 |
| | | 30 | Plain | | | Polyolefin | R0163-A16B-PO | | 0.14 |
| 2" | 15/32" | 25 | Plain | 1 1/2" | 2 1/8" | Polyolefin | 0203-375-PO | | 0.10 |
| | | 25 | Plain | | | Polyolefin Clear | 0203-375-POC | | 0.10 |
| | | 25 | Plain | | | Polyolefin White | 0203-375-POW | | 0.10 |

* Caster weight for 0153 casters based on 437SX1 5/16 stem

PLATE DIAGRAMS



STANDARD PLATE: **A16B**

Plate Thickness: 1/16"

STEMS ROUND STEMS

| *** | DIAMETER | LENGTH | TYPE |
|-------------|----------|---------|---------------|
| 375 | 5/16" | 1 9/16" | Grip Neck |
| 375L | 3/8" | 1 5/8" | Grip Neck |
| 375SX1 | 3/8" | 1" | Friction Ring |
| 437SX1 | 7/16" | 1" | Friction Ring |
| 437SX1 5/16 | 7/16" | 1 5/16" | Friction Ring |





0300 SERIES

125LBS
casterdepot.com



FEATURES

FINISH: SPECIAL:

Black
Twin wheel casters are manufactured with the highest quality nylon material. Twin wheel casters are BIFMA approved. BIFMA approved designs must be specified when ordering.

NOTE:

Many different base style casters available with a variety of size collars and wheel diameters. Inquiries are welcome.

EXCELLENT FOR:

- Office furniture
- Chairs
- Television & stereo stands
- BIFMA approved

OPTIONS:

- B Brake (03T4 Series and 03U4)
- 03U4 Unhooded models by special order

FINISHES:

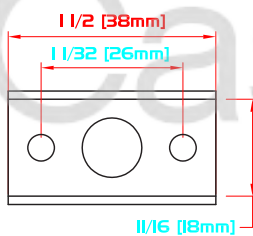
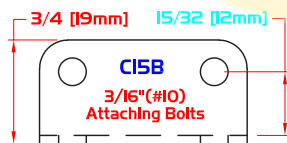
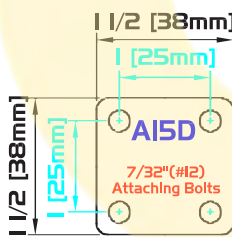
- 03T2 Chrome
- 03T4 Black
- 03T6 Beige
- 03T7 Grey
- 03T8 Brown
- 03TW White

Inquiries on other finishes welcome

| WHEEL | | CASTER | | | PART NUMBER | | Caster Weight (lbs) |
|-------------------------|---------------|---------------|----------------|--------------------------------------|----------------|--|---------------------|
| Diameter | Capacity Lbs. | Swivel Radius | Overall Height | Wheel Type | Swivel | | |
| 1 1/2" (40mm) | 65 | 1 1/2" | 2" | Extra Strength Nylon - Regular Style | 03T4-040-*** | | 0.17 |
| 2" (50mm) | 75 | 2" | 2 5/8" | Extra Strength Nylon - Base Style | 03J4-38/50-*** | | 0.20 |
| | 75 | | | Extra Strength Nylon - Base Style | 03J4-45/50-*** | | 0.25 |
| | 75 | | | Extra Strength Nylon - Regular Style | 03T4-050-*** | | 0.21 |
| | 75 | | | Nylon (Chrome Hood) - Regular Style | 03T2-050-*** | | 0.22 |
| 2 3/8" (60mm) | 125 | 2 1/4" | 2 7/8" | Extra Strength Nylon - Regular Style | 03T4-060-*** | | 0.32 |

* Caster weight based on 437SX1 5/16 stem

PLATE DIAGRAMS



STANDARD PLATE: **A15D**

Plate Thickness: 3/32"

STEMS

ROUND STEMS

| *** | DIAMETER | LENGTH | TYPE |
|-------------|----------|---------|---------------|
| 375SX1 | 3/8" | 1" | Friction Ring |
| 375 | 5/16" | 1 9/16" | Grip Neck |
| 437SX7/8 | 7/16" | 7/8" | Friction Ring |
| 437SX1 5/16 | 7/16" | 1 5/16" | Friction Ring |



THREADED STEMS HEX NUT

| *** | DIAMETER | LENGTH | TYPE |
|-----------------|----------|--------|------|
| 1/4-20X3/4HN | 1/4" | 3/4" | NC |
| 1/4-20X1HN | 1/4" | 1" | NC |
| 5/16-18X1/2HN | 5/16" | 1/2" | NC |
| 5/16-18X3/4HN | 5/16" | 3/4" | NC |
| 5/16-18X1HN | 5/16" | 1" | NC |
| 5/16-18X1 1/2HN | 5/16" | 1 1/2" | NC |
| 3/8-16X3/4HN | 3/8" | 3/4" | NC |
| 3/8-16X1HN | 3/8" | 1" | NC |



Threaded Stem HN



0600 SERIES

75LBS
casterdepot.com



FEATURES

KINGPIN: 5/16" rivet
RACEWAY: 3/16" diameter single race; hardened steel load bearings
BUSHING: Nylon
AXLE&NUT: 1/4" riveted axle
FINISH: Bright chrome

HARDENED: Washers
SPECIAL: Only the highest quality of bright cold rolled steel is used. 602 & 652 Series are BIFMA approved. For BIFMA approved casters, please specify.
LEG SPACING: 0602 - 1 3/4", 0652 - 2", 0672 - 2"

EXCELLENT FOR:

- Office furniture
- Institutional equipment
- Hospital environment



ENVIROTHANE™



ENVIROTHANE™
GREY



POLYOLEFIN

OPTIONS:

- SLB Side Locking Brake
(for S0652 and S0672 only)
- HT Heat Treated Yoke
(for S0652 and S0672 only)

FINISHES:

- 6?A Antique
 6?N Nickel
 6?1 Brass
 6?2 Chrome
 6?4 Black

Inquiries on other finishes welcome

SPECIAL:

Urethane wheels are hard enough for carpeted floors and soft enough for tiled floors

BIFMA approved (for S0602 & S0652 only)

| WHEEL | | CASTER | | | PART NUMBER | | | |
|----------|---------------|--------------|---------------|----------------|-------------------|--------------|--|---------------------|
| Diameter | Capacity Lbs. | Bearing Type | Swivel Radius | Overall Height | Wheel Type | Swivel | | Caster Weight (lbs) |
| 1 3/4" | 75 | Ball | 1 13/16" | 2 1/2" | Polyolefin | S0602-***-PO | | 0.44 |
| | 75 | Ball | | | Envirothane™ | S0602-***-U | | 0.44 |
| | 75 | Ball | | | Envirothane™ Grey | S0602-***-UG | | 0.44 |
| 2" | 75 | Ball | 1 7/8" | 2 3/4" | Polyolefin | S0652-***-PO | | 0.46 |
| | 75 | Ball | | | Envirothane™ | S0652-***-U | | 0.51 |
| | 75 | Ball | | | Envirothane™ Grey | S0652-***-UG | | 0.51 |
| 2" | 75 | Ball | 1 7/8" | 2 3/4" | Polyolefin | S0672-***-PO | | 0.43 |
| | 75 | Ball | | | Envirothane™ | S0672-***-U | | 0.48 |
| | 75 | Ball | | | Envirothane™ Grey | S0672-***-UG | | 0.48 |

Caster weight based on Standard Plate


Caster Depot®

PLATE DIAGRAMS

STANDARD PLATE:

A12D

Plate Thickness: 3/32"



THREADED STEMS HEX WASHER

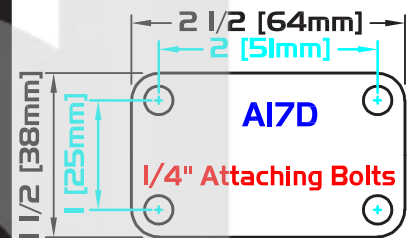
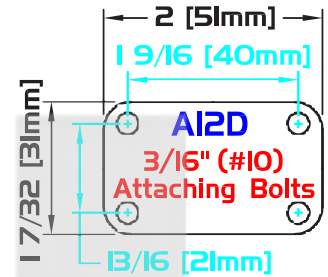
| *** | DIAMETER | LENGTH | TYPE |
|-----------------|----------|--------|------|
| 5/16-18X13/16HW | 5/16" | 13/16" | NC |
| 5/16-18X1HW | 5/16" | 1" | NC |
| 3/8-16X1/2HW | 3/8" | 1/2" | NC |
| 3/8-16X3/4HW | 3/8" | 3/4" | NC |
| 3/8-16X1HW | 3/8" | 1" | NC |
| 3/8-16X1 1/2HW | 3/8" | 1 1/2" | NC |

THREADED STEMS HEX NUT

| *** | DIAMETER | LENGTH | TYPE |
|----------------|----------|--------|------|
| 5/16-18X3/4HN | 5/16" | 3/4" | NC |
| 5/16-18X1HN | 5/16" | 1" | NC |
| 3/8-16X5/8HN | 3/8" | 5/8" | NC |
| 3/8-16X1HN | 3/8" | 1" | NC |
| 3/8-16X1 1/2HN | 3/8" | 1 1/2" | NC |

ROUND STEMS

| *** | DIAMETER | LENGTH | TYPE |
|-------------|----------|---------|---------------|
| 375SX1 | 3/8" | 1" | Friction Ring |
| 375 | 5/16" | 1 9/16" | Grip Neck |
| 437X1 7/8 | 7/16" | 1 7/8" | Plain |
| 437SX1 | 7/16" | 1" | Friction Ring |
| 437SX1 5/16 | 7/16" | 1 5/16" | Friction Ring |
| 437SX1 7/8 | 7/16" | 1 7/8" | Friction Ring |





0700 SERIES

casterdepot.com

75LBS



FEATURES

KINGPIN: 5/16" rivet
RACEWAY: 3/16" diameter over and under race; hardened steel load bearings
BUSHING: Nylon, steel or ball bearings
AXLE&NUT: 1/4" riveted axle

FINISH: Bright chrome finish
HARDENED: Washer
SPECIAL: Wide selection of specialty stems and plates
LEG SPACING: 1"



EXCELLENT FOR:

- Office furniture
- Institutional equipment
- Hospital environment

OPTIONS:

- AN Axle and Nut
 BB Ball Bearings (Envirothane™ Tapered Wheel Only)
 C Raceway Seal (not avail. w/ HW)
 PB Precision Bearing (Ice Wheels Only)

FINISHES:

- 7?A Antique
 7?N Nickel
 7?1 Brass
 7?2 Chrome
 7?4 Black
 Inquiries on other finishes welcome

SPECIAL:

Urethane wheels are hard enough for carpeted floors and soft enough for tiled floors

BIFMA approved

| WHEEL | | CASTER | | | | PART NUMBER | | Caster Weight (lbs) |
|----------|-------------|-------------------------|-----------------|---------------|----------------|------------------------|-------------------|---------------------|
| Diameter | Tread Width | Capacity Lbs. | Bearing Type | Swivel Radius | Overall Height | Wheel Type | Swivel | |
| 2" | 7/8" | 75 | Steel | 2" | 2 5/8" | Conductive Soft Rubber | S0702-***-CSR | 0.43 |
| | | 75 | Plain | | | Polyolefin | S0702-***-PO | 0.47 |
| | | 75 | Plain | | | ProTech™ Flat | S0702-***-PROF | 0.37 |
| | | 75 | Nylon | | | Envirothane™ | S0702-***-U | 0.38 |
| | | 75 | Nylon | | | Envirothane™ Grey | S0702-***-UG | 0.43 |
| | | 75 | Nylon | | | Envirothane™ Tapered | S0702-***-UT | 0.43 |
| | | 75 | Ball | | | Envirothane™ Tapered | S0702-***-UT-BB | 0.53 |
| 2" | 7/8" | 75 | Steel | 2 1/8" | 2 15/16" | Conductive Soft Rubber | S0722-***-2CSR | 0.44 |
| | | 75 | Precision | | | Ice | S0722-***-2ICE-PB | 0.48 |
| | | 75 | Plain | | | Polyolefin | S0722-***-2PO | 0.44 |
| | | 75 | Plain | | | ProTech™ Flat | S0722-***-2PROF | 0.39 |
| | | 75 | Steel | | | Soft Rubber | S0722-***-2SR | 0.44 |
| | | 75 | Steel | | | Soft Rubber Grey | S0722-***-2SRG | 0.44 |
| | | 75 | Nylon | | | Envirothane™ | S0722-***-2U | 0.44 |
| | | 75 | Nylon | | | Envirothane™ Grey | S0722-***-2UG | 0.44 |
| | | 75 | Nylon | | | Envirothane™ Tapered | S0722-***-2UT | 0.41 |
| | | 75 | Ball | | | Envirothane™ Tapered | S0722-***-2UT-BB | 0.54 |
| 2 1/2" | 7/8" | 75 | Nylon | 2 3/16" | 3 3/16" | Conductive Soft Rubber | S0722-***-CSR | 0.52 |
| | | 75 | Precision | | | Ice | S0722-***-ICE-PB | 0.48 |
| | | 75 | Plain | | | Polyolefin | S0722-***-PO | 0.43 |
| | | 75 | Plain | | | ProTech™ Flat | S0722-***-PROF | 0.42 |
| | | 75 | Nylon | | | Soft Rubber | S0722-***-SR | 0.52 |
| | | 75 | Nylon | | | Envirothane™ | S0722-***-U | 0.47 |
| | | 75 | Nylon | | | Envirothane™ Grey | S0722-***-UG | 0.47 |
| | | 75 | Nylon | | | Envirothane™ Tapered | S0722-***-UT | 0.48 |
| 75 | Ball | Envirothane™ Tapered BB | S0722-***-UT-BB | 0.59 | | | | |

Caster weight based on Standard Plate

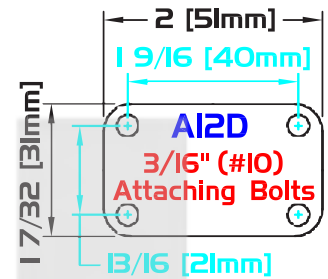

Caster Depot®

PLATE DIAGRAMS

STANDARD PLATE:

A12D

Plate Thickness: 3/32"



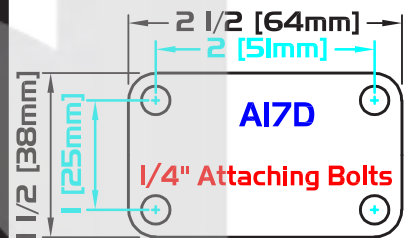
THREADED STEMS
HEX WASHER

| *** | DIAMETER | LENGTH | TYPE |
|-----------------|----------|--------|------|
| 5/16-18X13/16HW | 5/16" | 13/16" | NC |
| 5/16-18X1HW | 5/16" | 1" | NC |
| 3/8-16X1/2HW | 3/8" | 1/2" | NC |
| 3/8-16X3/4HW | 3/8" | 3/4" | NC |
| 3/8-16X1HW | 3/8" | 1" | NC |
| 3/8-16X1 1/2HW | 3/8" | 1 1/2" | NC |

ICE WHEEL COLOURS

+Actual colours may vary

| COLOUR | PART NUMBER | SIZE AVAILABILITY | |
|---------|-------------|--------------------|--|
| CLEAR | ICE | 2" * 2 5/16" * 3" | |
| BLUE | ICEB | 2" * 2 5/16" * 3" | |
| BLACK | ICEBL | 2" | |
| GREEN* | ICEG* | 2"* * 2 5/16" * 3" | |
| ORANGE* | ICEO* | 3"* | |
| PURPLE* | ICEP* | 3"* | |
| PINK | ICEPI | 3" | |
| RED* | ICER* | 2" * 2 5/16"* * 3" | |



THREADED STEMS
HEX NUT

| *** | DIAMETER | LENGTH | TYPE |
|----------------|----------|--------|------|
| 5/16-18X3/4HN | 5/16" | 3/4" | NC |
| 5/16-18X1HN | 5/16" | 1" | NC |
| 3/8-16X5/8HN | 3/8" | 5/8" | NC |
| 3/8-16X1HN | 3/8" | 1" | NC |
| 3/8-16X1 1/2HN | 3/8" | 1 1/2" | NC |

ROUND STEMS

| *** | DIAMETER | LENGTH | TYPE |
|-------------|----------|---------|---------------|
| 375SX1 | 3/8" | 1" | Friction Ring |
| 375 | 5/16" | 1 9/16" | Grip Neck |
| 437X1 7/8 | 7/16" | 1 7/8" | Plain |
| 437SX1 | 7/16" | 1" | Friction Ring |
| 437SX1 5/16 | 7/16" | 1 5/16" | Friction Ring |
| 437SX1 7/8 | 7/16" | 1 7/8" | Friction Ring |

* Custom order run 2,500 pieces minimum. Call for availability

casterdepot®



0800 SERIES

casterdepot.com

95LBS



FEATURES

KINGPIN: 5/16" rivet
RACEWAY: 3/16" diameter single race; hardened steel load bearings
BUSHING: Nylon, precision, steel or ball bearings
AXLE&NUT: 1/4" riveted axle

FINISH: Corrosion resistant bright zinc finish
HARDENED: Yoke and washers
SPECIAL: Wide selection of specialty stems and plates
LEG SPACING: 1"



EXCELLENT FOR:

- Office furniture
- Institutional equipment
- Hospital environment

OPTIONS:

- TLB Top Locking Brake (3" swivel only)
- SLB Side Locking Brake (SLB will not work with BB or PB)
- AN Axle and Nut
- C Raceway Seal (not avail. w/HW)
- BB Ball Bearings (2" and 2 1/2" Urethane Tapered Wheel Only)
- PB Precision Bearing (Ice Wheel Only)
- TG Thread Guards (2 1/2" and 3")

FINISHES:

- 08?A Antique
 - 08?N Nickel
 - 08?1 Brass
 - 08?2 Chrome
 - 08?4 Black
- Inquiries on other finishes welcome

| WHEEL | | CASTER | | | | PART NUMBER | | | | |
|----------|-------------|-------------------------|-----------------|---------------|-----------------|------------------------|------------------|---------------------|------------------|---------------------|
| Diameter | Tread Width | Capacity Lbs. | Bearing Type | Swivel Radius | Overall Height | Wheel Type | Swivel | Caster Weight (lbs) | Rigid | Caster Weight (lbs) |
| 2" | 7/8" | 75 | Plain | 1 3/4" | 2 5/8" | ProTech™ Flat | S0803-***-PROF | 0.35 | R0803-***-PROF | 0.25 |
| | | 80 | Steel | | | Conductive Soft Rubber | S0803-***-CSR | 0.41 | R0803-***-CSR | 0.30 |
| | | 80 | Precision | | | ICE™ | S0803-***-ICE-PB | 0.45 | R0803-***-ICE-PB | 0.35 |
| | | 80 | Steel | | | Soft Rubber | S0803-***-SR | 0.41 | R0803-***-SR | 0.30 |
| | | 80 | Steel | | | Soft Rubber Grey | S0803-***-SRG | 0.41 | R0803-***-SRG | 0.30 |
| | | 95 | Plain | | | Polyolefin | S0803-***-PO | 0.34 | R0803-***-PO | 0.24 |
| | | 95 | Plain | | | Semi Steel | S0803-***-ST | 0.79 | R0803-***-ST | 0.68 |
| | | 95 | Nylon | | | Envirothane™ | S0803-***-U | 0.41 | R0803-***-U | 0.30 |
| | | 95 | Nylon | | | Envirothane™ Grey | S0803-***-UG | 0.41 | R0803-***-UG | 0.30 |
| | | 95 | Nylon | | | Envirothane™ Tapered | S0803-***-UT | 0.38 | R0803-***-UT | 0.27 |
| 95 | Ball | Envirothane™ Tapered BB | S0803-***-UT-BB | 0.51 | R0803-***-UT-BB | 0.40 | | | | |
| 2 1/2" | 7/8" | 75 | Plain | 2 1/8" | 3 3/16" | ProTech™ Flat | S0823-***-PROF | 0.41 | R0823-***-PROF | 0.31 |
| | | 80 | Nylon | | | Conductive Soft Rubber | S0823-***-CSR | 0.51 | R0823-***-CSR | 0.41 |
| | | 80 | Precision | | | ICE™ | S0823-***-ICE-PB | 0.47 | R0823-***-ICE-PB | 0.37 |
| | | 80 | Nylon | | | Soft Rubber | S0823-***-SR | 0.51 | R0823-***-SR | 0.41 |
| | | 95 | Plain | | | Polyolefin | S0823-***-PO | 0.51 | R0823-***-PO | 0.32 |
| | | 95 | Nylon | | | Envirothane™ | S0823-***-U | 0.46 | R0823-***-U | 0.36 |
| | | 95 | Nylon | | | Envirothane™ Grey | S0823-***-UG | 0.46 | R0823-***-UG | 0.36 |
| | | 95 | Nylon | | | Envirothane™ Tapered | S0823-***-UT | 0.47 | R0823-***-UT | 0.37 |
| 95 | Ball | Envirothane™ Tapered BB | S0823-***-UT-BB | 0.58 | R0823-***-UT-BB | 0.48 | | | | |
| 3" | 7/8" | 75 | Plain | 2 3/8" | 3 11/16" | ProTech™ Flat | S0833-***-PROF | 0.48 | R0833-***-PROF | 0.36 |
| | | 95 | Steel | | | Conductive Soft Rubber | S0833-***-CSR | 0.62 | R0833-***-CSR | 0.50 |
| | | 95 | Precision | | | ICE™ | S0833-***-ICE-PB | 0.59 | R0833-***-ICE-PB | 0.47 |
| | | 95 | Plain | | | Polyolefin | S0833-***-PO | 0.48 | R0833-***-PO | 0.36 |
| | | 95 | Steel | | | Soft Rubber | S0833-***-SR | 0.62 | R0833-***-SR | 0.50 |
| | | 95 | Steel | | | Soft Rubber Grey | S0833-***-SRG | 0.62 | R0833-***-SRG | 0.50 |
| | | 95 | Nylon | | | Envirothane™ | S0833-***-U | 0.54 | R0833-***-U | 0.42 |
| 95 | Nylon | Envirothane™ Grey | S0833-***-UG | 0.54 | R0833-***-UG | 0.42 | | | | |

* Caster weight based on Standard Plate

SPECIAL:
 Urethane wheels are hard enough for carpeted floors and soft enough for tiled floors


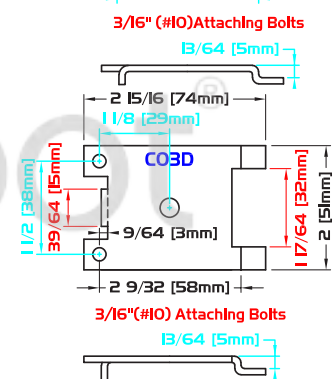
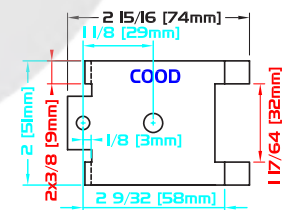
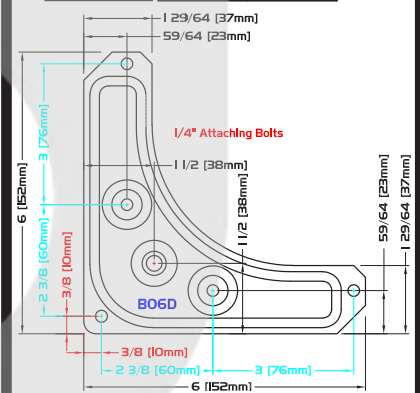
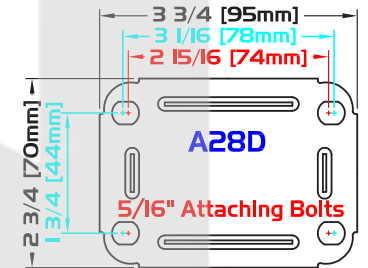
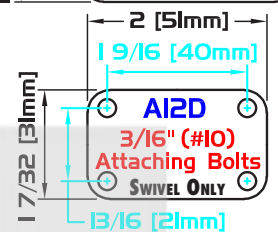
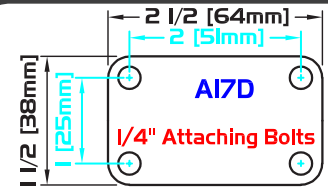
BIFMA approved



STANDARD PLATE: A17D

Plate Thickness: 3/32"

PLATE DIAGRAMS



THREADED STEMS HEX WASHER

| *** | DIAMETER | LENGTH | TYPE |
|-----------------|----------|--------|------|
| 5/16-18X13/16HW | 5/16" | 13/16" | NC |
| 5/16-18X1HW | 5/16" | 1" | NC |
| 3/8-16X1/2HW | 3/8" | 1/2" | NC |
| 3/8-16X3/4HW | 3/8" | 3/4" | NC |
| 3/8-16X1HW | 3/8" | 1" | NC |
| 3/8-16X1 1/2HW | 3/8" | 1 1/2" | NC |

THREADED STEMS HEX NUT

| *** | DIAMETER | LENGTH | TYPE |
|----------------|----------|--------|------|
| 5/16-18X3/4HN | 5/16" | 3/4" | NC |
| 5/16-18X1HN | 5/16" | 1" | NC |
| 3/8-16X5/8HN | 3/8" | 5/8" | NC |
| 3/8-16X1HN | 3/8" | 1" | NC |
| 3/8-16X1 1/2HN | 3/8" | 1 1/2" | NC |

ICE WHEEL COLOURS

+Actual colours may vary

| COLOUR | PART NUMBER | SIZE AVAILABILITY |
|---------|-------------|-------------------|
| CLEAR | ICE | 2" * 2 5/16" * 3" |
| BLUE | ICEB | 2" * 2 5/16" * 3" |
| BLACK | ICEBL | 2" |
| GREEN* | ICEG* | 2" * 2 5/16" * 3" |
| ORANGE* | ICEO* | 3" |
| PURPLE* | ICEP* | 3" |
| PINK | ICEPI | 3" |
| RED* | ICER* | 2" * 2 5/16" * 3" |

ROUND STEMS

| *** | DIAMETER | LENGTH | TYPE |
|-------------|----------|---------|---------------|
| 375SX1 | 3/8" | 1" | Friction Ring |
| 375 | 5/16" | 1 9/16" | Grip Neck |
| 437X1 7/8 | 7/16" | 1 7/8" | Plain |
| 437SX1 | 7/16" | 1" | Friction Ring |
| 437SX1 5/16 | 7/16" | 1 5/16" | Friction Ring |
| 437SX1 7/8 | 7/16" | 1 7/8" | Friction Ring |

* Custom order run 2,500 pieces minimum. Call for availability

0900 SERIES

125LBS
casterdepot.com



FEATURES

KINGPIN: 7/16" rivet
RACEWAY: 7/32" diameter upper and lower race; hardened steel load bearings
BUSHING: Nylon or steel
AXLE&NUT: 1/4" axle and lock nut
FINISH: Corrosion resistant bright zinc finish

HARDENED: Yoke and washers
SPECIAL: Most stems available for swivel and rigid casters. Upper and lower diameter race is equal for added performance and strength
LEG SPACING: 1"

EXCELLENT FOR:

- Institutional furniture
- Hospitals
- Food service equipment
- Tool boxes
- Store fixtures



OPTIONS:

- TLB Top Locking Brake (swivel only)
- SLB Side Locking Brake (SLB will not work with PB or TG)
- AR Riveted Axle
- CD Cross Drilled holes
- TG Thread Guards

FINISHES:

- 0932 Chrome
 - 0934 Black
 - 0935 Yellow Chromate
- Inquiries on other finishes welcome

| WHEEL | | CASTER | | | | PART NUMBER | | | | |
|----------|-------------|---------------|--------------|---------------|----------------|------------------------|------------------|---------------------|------------------|---------------------|
| Diameter | Tread Width | Capacity Lbs. | Bearing Type | Swivel Radius | Overall Height | Wheel Type | Swivel | Caster Weight (lbs) | Rigid | Caster Weight (lbs) |
| 3" | 7/8" | 75 | Plain | 2 3/8" | 3 7/8" | ProTech™ Flat | S0933-***-PROF | 0.88 | R0933-***-PROF | 0.71 |
| | | 100 | Steel | | | Conductive Soft Rubber | S0933-***-CSR | 1.02 | R0933-***-CSR | 0.85 |
| | | 100 | Precision | | | Ice | S0933-***-ICE-PB | 1.00 | R0933-***-ICE-PB | 0.83 |
| | | 100 | Steel | | | Soft Rubber | S0933-***-SR | 1.02 | R0933-***-SR | 0.85 |
| | | 100 | Steel | | | Soft Rubber Grey | S0933-***-SRG | 1.02 | R0933-***-SRG | 0.85 |
| | | 125 | Plain | | | Polyolefin | S0933-***-PO | 0.88 | R0933-***-PO | 0.72 |
| | | 125 | Nylon | | | Envirothane™ | S0933-***-U | 0.94 | R0933-***-U | 0.77 |
| | | 125 | Nylon | | | Envirothane™ Grey | S0933-***-UG | 0.94 | R0933-***-UG | 0.77 |

* Caster weight based on Standard Plate

ICE WHEEL COLOURS +Actual colours may vary

| COLOUR | PART NUMBER | SIZE AVAILABILITY |
|---------|-------------|-------------------|
| CLEAR | ICE | 2" * 2 5/16" * 3" |
| BLUE | ICEB | 2" * 2 5/16" * 3" |
| BLACK | ICEBL | 2" |
| GREEN* | ICEG* | 2" * 2 5/16" * 3" |
| ORANGE* | ICEO* | 3"* |
| PURPLE* | ICEP* | 3"* |
| PINK | ICEPI | 3" |
| RED* | ICER* | 2" * 2 5/16" * 3" |

* Custom order run 2,500 pieces minimum. Call for availability

CasterDepot®

PLATE DIAGRAMS

STANDARD PLATE: A28D

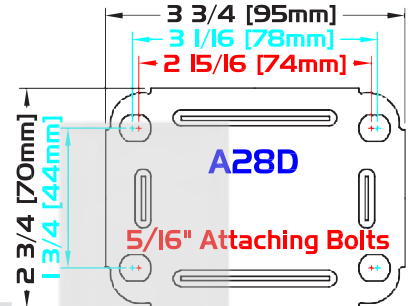
Plate Thickness: 3/32"



Threaded Stem HW



Threaded Stem HN



THREADED STEMS HEX WASHER

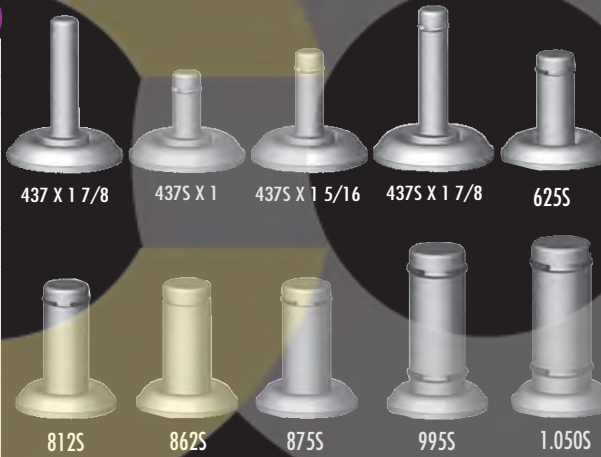
| *** | DIAMETER | LENGTH | TYPE |
|----------------|----------|--------|------|
| 3/8-16X1HW | 3/8" | 1" | NC |
| 1/2-13X1HW | 1/2" | 1" | NC |
| 1/2-13X1 1/2HW | 1/2" | 1 1/2" | NC |
| 1/2-13X2 1/4HW | 1/2" | 2 1/4" | NC |

THREADED STEMS HEX NUT

| *** | DIAMETER | LENGTH | TYPE |
|----------------|----------|--------|------|
| 1/2-13X1HN | 1/2" | 1" | NC |
| 1/2-13X1 7/8HN | 1/2" | 1 7/8" | NC |
| 1/2-13X3 1/2HN | 1/2" | 3 1/2" | NC |

ROUND STEMS

| *** | DIAMETER | LENGTH | TYPE |
|-------------|----------|---------|---------------|
| 437X1 7/8 | 7/16" | 1 7/8" | Plain |
| 437SX1 | 7/16" | 1" | Friction Ring |
| 437SX1 5/16 | 7/16" | 1 5/16" | Friction Ring |
| 437SX1 7/8 | 7/16" | 1 7/8" | Friction Ring |
| 625S | 5/8" | 1 5/8" | Friction Ring |
| 812S | 13/16" | 2" | Friction Ring |
| 862S | .862" | 2" | Friction Ring |
| 875S | 7/8" | 2" | Friction Ring |
| 995S | .995" | 2 1/2" | Friction Ring |
| 1.050S | 1 3/64" | 2 1/2" | Friction Ring |

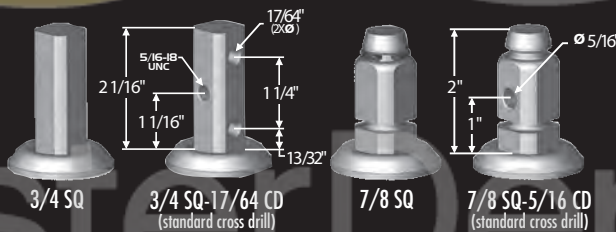


* Tapped holes upon request.
 ** Special CD hole locations upon request.
 *** Friction rings not applied with cross drill

SQUARE STEMS


| *** | DIAMETER | LENGTH |
|-------|----------|--------|
| 3/4SQ | 3/4" | 2" |
| 7/8SQ | 7/8" | 2" |

* Tapped holes upon request.
 ** Special CD hole locations upon request.
 *** Friction rings not applied with cross drill



SPECIAL STEMS

| *** | DIAMETER | LENGTH |
|--------|----------|--------|
| 3/4NPT | 1" | 3/4" |
| EXP | 1 1/2" | 3 1/2" |



1000 SERIES

150LBS

casterdepot.com



FEATURES

KINGPIN: 7/16" rivet
RACEWAY: 7/32" diameter upper race; 7/32" diameter lower race; hardened steel load bearings
BUSHING: Nylon, steel or ball bearing
AXLE&NUT: 5/16" axle and lock nut
FINISH: Corrosion resistant bright zinc

HARDENED: Yoke and washers
SPECIAL: Most stems available for swivel and rigid casters. Rigid TLB available. Upper and lower race diameter is equal for added performance and strength
LEG SPACING: 1 1/4" (standard), 1 7/16" (for 1 1/4" tread wheels)

EXCELLENT FOR:

- Institutional furniture
- Hospitals
- Food service equipment
- Tool boxes
- Store fixtures
- Audio & Visual Aid equipment



OPTIONS:

- TLB** Top Locking Brake (swivel and rigid) (for 1" tread wheels only)
- SLB** Side Locking Brake (swivel and rigid)
 *SLB will not work with BB or TG
- AR** Riveted Axle
- BB** Sealed Ball Bearings (U and UG wheels only)
 *BB will not work with 1 1/4" tread wheels
- CD** Cross Drilled holes
- TG** Thread Guards
- Z** Zerk Axle and Lock Nut

FINISHES:

- 10?2 Chrome
 10?4 Black
 10?5 Yellow Chromate
 Inquiries on other finishes welcome

| WHEEL | | CASTER | | | | PART NUMBER | | | | | |
|----------|-------------|-------------------|--------------------|-------------------|-------------------|---------------------------|----------------------|---------------------|----------------------|---------------------|--|
| Diameter | Tread Width | Capacity Lbs. | Bearing Type | Swivel Radius | Overall Height | Wheel Type | Swivel | Caster Weight (lbs) | Rigid | Caster Weight (lbs) | |
| 3" | 1" | 150 | Nylon | 2 9/16" | 3 13/16" | Soft Rubber | S1033-***-SR | 1.10 | R1033-***-SR | 0.86 | |
| | | 150 | Nylon | | | Envirothane™ | S1033-***-U | 1.06 | R1033-***-U | 0.82 | |
| | | 150 | Nylon | | | Envirothane™ Grey | S1033-***-UG | 1.06 | R1033-***-UG | 0.82 | |
| | 1 1/4" | 150 | Steel | 2 9/16" | 3 13/16" | Hard Rubber | S1033-***-1 1/4HR | 1.31 | R1033-***-1 1/4HR | 1.06 | |
| | | 150 | Steel | | | Hard Rubber Grey | S1033-***-1 1/4HRG | 1.35 | R1033-***-1 1/4HRG | 1.10 | |
| | | 150 | Steel | | | High Temp Phenolic (475°) | S1033-***-1 1/4HTPH | 1.29 | R1033-***-1 1/4HTPH | 1.04 | |
| | | 150 | Steel | | | Phenolic | S1033-***-1 1/4PH | 1.18 | R1033-***-1 1/4PH | 0.93 | |
| | | 150 | Plain | | | Polyolefin | S1033-***-1 1/4PO | 0.95 | R1033-***-1 1/4PO | 0.70 | |
| | | 150 | Nylon | | | ProTech™ Flat | S1033-***-1 1/4PROF | 1.03 | R1033-***-1 1/4PROF | 0.78 | |
| | | 150 | Nylon | | | ProTech™ Flat Blue | S1033-***-1 1/4PROFB | 1.03 | R1033-***-1 1/4PROFB | 0.78 | |
| | | 150 | Steel | | | Soft Rubber | S1033-***-1 1/4SR | 1.23 | R1033-***-1 1/4SR | 0.98 | |
| | | 150 | Steel | | | Soft Rubber Grey | S1033-***-1 1/4SRG | 1.23 | R1033-***-1 1/4SRG | 0.98 | |
| 4" | 1" | 150 | Plain | 3 3/16" | 4 13/16" | Polyolefin | S1043-***-PO | 1.06 | R1043-***-PO | 0.83 | |
| | | 150 | Nylon | | | Soft Rubber | S1043-***-SR | 1.55 | R1043-***-SR | 1.32 | |
| | | 150 | Steel | | | Soft Rubber Grey | S1043-***-SRG | 1.61 | R1043-***-SRG | 1.39 | |
| | | 150 | Nylon | | | Envirothane™ | S1043-***-U | 1.30 | R1043-***-U | 1.08 | |
| | 1 1/4" | 150 | Nylon | Envirothane™ Grey | S1043-***-UG | 1.30 | R1043-***-UG | 1.08 | | | |
| | | 150 | Steel | 3 3/16" | 4 13/16" | Hard Rubber | S1043-***-1 1/4HR | 1.72 | R1043-***-1 1/4HR | 1.50 | |
| | | 150 | Steel | | | Hard Rubber Grey | S1043-***-1 1/4HRG | 1.79 | R1043-***-1 1/4HRG | 1.57 | |
| | | 150 | Steel | | | High Temp Phenolic (475°) | S1043-***-1 1/4HTPH | 1.80 | R1043-***-1 1/4HTPH | 1.58 | |
| | | 150 | Steel | | | Phenolic | S1043-***-1 1/4PH | 1.59 | R1043-***-1 1/4PH | 1.37 | |
| | | 150 | Nylon | | | ProTech™ Flat | S1043-***-1 1/4PROF | 1.26 | R1043-***-1 1/4PROF | 1.03 | |
| | | 150 | Nylon | | | ProTech™ Flat Blue | S1043-***-1 1/4PROFB | 1.26 | R1043-***-1 1/4PROFB | 1.04 | |
| | | 150 | Steel | | | Soft Rubber | S1043-***-1 1/4SR | 1.60 | R1043-***-1 1/4SR | 1.38 | |
| 150 | Steel | Soft Rubber Grey | S1043-***-1 1/4SRG | | | 1.60 | R1043-***-1 1/4SRG | 1.38 | | | |
| 5" | 1" | 150 | Nylon | 3 3/4" | 5 13/16" | Envirothane™ | S1053-***-U | 1.54 | R1053-***-U | 1.32 | |
| | | 150 | Nylon | | | Envirothane™ Grey | S1053-***-UG | 1.54 | R1053-***-UG | 1.32 | |
| | | 150 | Plain | | | Polyolefin | S1053-***-PO | 1.12 | R1053-***-PO | 0.90 | |
| | | 150 | Nylon | | | Soft Rubber | S1053-***-SR | 1.73 | R1053-***-SR | 1.51 | |
| | | 150 | Steel | | | Soft Rubber Grey | S1053-***-SRG | 1.76 | R1053-***-SRG | 1.55 | |
| | 1 1/4" | 150 | Steel | 3 3/4" | 5 13/16" | Hard Rubber | S1053-***-1 1/4HR | 2.21 | R1053-***-1 1/4HR | 2.00 | |
| | | 150 | Steel | | | High Temp Phenolic (475°) | S1053-***-1 1/4HTPH | 2.38 | R1053-***-1 1/4HTPH | 2.17 | |
| | | 150 | Steel | | | Phenolic | S1053-***-1 1/4PH | 2.03 | R1053-***-1 1/4PH | 1.82 | |
| | | 150 | Plain | | | Polyolefin | S1053-***-1 1/4PO | 1.28 | R1053-***-1 1/4PO | 1.07 | |
| | | 150 | Steel | | | Soft Rubber | S1053-***-1 1/4SR | 2.13 | R1053-***-1 1/4SR | 1.92 | |
| | | 150 | Steel | | | Soft Rubber Grey | S1053-***-1 1/4SRG | 2.13 | R1053-***-1 1/4SRG | 1.92 | |
| | | 150 | Nylon | | | Envirothane™ | S1053-***-1 1/4U | 1.66 | R1053-***-1 1/4U | 1.45 | |
| 150 | Nylon | Envirothane™ Grey | S1053-***-1 1/4UG | 1.66 | R1053-***-1 1/4UG | 1.45 | | | | | |

* Caster weight based on Standard Plate

PLATE DIAGRAMS

STANDARD PLATE: **A28D**

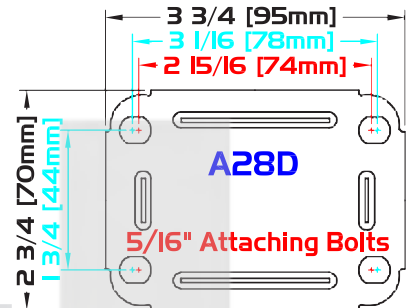
Plate Thickness: 3/32"



Threaded Stem HW



Threaded Stem HN



THREADED STEMS HEX WASHER

| *** | DIAMETER | LENGTH | TYPE |
|----------------|----------|--------|------|
| 3/8-16X1HW * | 3/8" | 1" | NC |
| 1/2-13X1HW | 1/2" | 1" | NC |
| 1/2-13X1 1/2HW | 1/2" | 1 1/2" | NC |
| 1/2-13X2 1/4HW | 1/2" | 2 1/4" | NC |

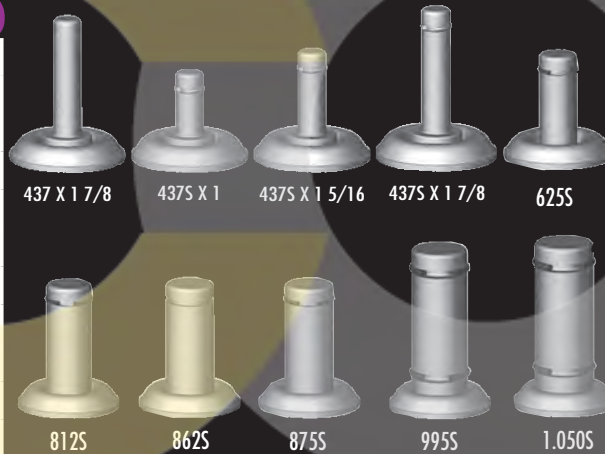
* Weight capacity of caster is 125lbs

THREADED STEMS HEX NUT

| *** | DIAMETER | LENGTH | TYPE |
|----------------|----------|--------|------|
| 1/2-13X1HN | 1/2" | 1" | NC |
| 1/2-13X1 7/8HN | 1/2" | 1 7/8" | NC |
| 1/2-13X3 1/2HN | 1/2" | 3 1/2" | NC |

ROUND STEMS

| *** | DIAMETER | LENGTH | TYPE |
|-------------|----------|---------|---------------|
| 437X1 7/8 | 7/16" | 1 7/8" | Plain |
| 437SX1 | 7/16" | 1" | Friction Ring |
| 437SX1 5/16 | 7/16" | 1 5/16" | Friction Ring |
| 437SX1 7/8 | 7/16" | 1 7/8" | Friction Ring |
| 625S | 5/8" | 1 5/8" | Friction Ring |
| 812S | 13/16" | 2" | Friction Ring |
| 862S | .862" | 2" | Friction Ring |
| 875S | 7/8" | 2" | Friction Ring |
| 995S | .995" | 2 1/2" | Friction Ring |
| 1.050S | 1 3/64" | 2 1/2" | Friction Ring |

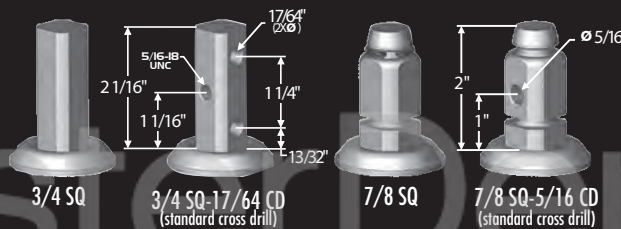


* Tapped holes upon request.
 ** Special CD hole locations upon request.
 *** Friction rings not applied with cross drill

SQUARE STEMS


| *** | DIAMETER | LENGTH |
|-------|----------|--------|
| 3/4SQ | 3/4" | 2" |
| 7/8SQ | 7/8" | 2" |

* Tapped holes upon request.
 ** Special CD hole locations upon request.
 *** Friction rings not applied with cross drill



SPECIAL STEMS

| *** | DIAMETER | LENGTH |
|--------|----------|--------|
| 3/4NPT | 1" | 3/4" |
| EXP | 1 1/2" | 3 1/2" |



1900 SERIES

250 LBS
casterdepot.com



FEATURES

KINGPIN: 7/16" diameter coined rivet
RACEWAY: 7/32" diameter upper race; 7/32" diameter lower race; hardened steel load bearings
BUSHING: Nylon, steel or ball bearing

AXLE&NUT: 5/16" axle and lock nut; 3/8" for S1923
FINISH: Corrosion resistant bright zinc finish
HARDENED: Yoke and washers
LEG SPACING: 1 7/16" (standard); 1 5/8" (all with PWB, some with BB)

EXCELLENT FOR:

- Institutional furniture
- Hospital supply industry
- Food service equipment
- Textile
- Dollies
- Store fixtures
- Bakery Equipment



OPTIONS:

- TLB Top Locking Brake
- SLB Side Locking Brake
- PWB Pedal Wheel Brake (swivel only)
- AR Riveted Axle
- BB Ball Bearing (PLY, PROF, SR, SRG, U and UG)
- C Raceway Seal
- CD Cross Drilled holes
- DC Dust Cap for raceway
- EXP Expandable stems
- HO Bolt Hole (for threaded stems)
- RB Roller Bearing (for 1 1/2" tread wheels)
- TG Thread Guards
- Z Zerk Axle

FINISHES:

- 1922 Chrome
 - 1924 Black
 - 1925 Yellow Chromate
- Inquiries on other finishes welcome

SPECIAL:

- Most stems available for swivel and rigid casters
- Rigid TLB brake available
- Expandable stems available
- Hard Rubber, Soft Rubber and Urethane
- Wheels available in Grey

WHEEL CASTER PART NUMBER

| Diameter | Tread Width | Capacity Lbs. | Bearing Type | Swivel Radius | Overall Height | Wheel Type | Swivel | Caster Weight (lbs) | Rigid | Caster Weight (lbs) |
|----------|-------------|-------------------|--------------|---------------|----------------|---------------------------|---------------------|---------------------|---------------------|---------------------|
| 2" | 7/8" | 150 | Plain | 2 5/16" | 3 3/16" | ProTech™ Flat | S1923-***-PROFX2 | 0.86 | Not Available | |
| | | 200 | Plain | | | Polyolefin | S1923-***-POX2 | 0.85 | | |
| | | 250 | Nylon | | | Envirothane™ | S1923-***-UX2 | 1.02 | | |
| | | 250 | Nylon | | | Envirothane™ Grey | S1923-***-UGX2 | 1.02 | | |
| 3" | 1 1/4" | 200 | Steel | 2 5/8" | 4 1/8" | High Temp Phenolic (475°) | S1933-***-HTPH | 1.55 | R1933-***-HTPH | 1.10 |
| | | 225 | Nylon | | | ProTech™ Flat | S1933-***-PROF | 1.29 | R1933-***-PROF | 0.84 |
| | | 225 | Ball | | | ProTech™ Flat | S1933-***-PROF-BB | 1.46 | R1933-***-PROF-BB | 1.01 |
| | | 225 | Ball | | | ProTech™ Flat Blue | S1933-***-PROFB-BB | 1.46 | R1933-***-PROFB-BB | 1.01 |
| | | 250 | Steel | | | Hard Rubber | S1933-***-HR | 1.57 | R1933-***-HR | 1.12 |
| | | 250 | Steel | | | Hard Rubber Grey | S1933-***-HRG | 1.61 | R1933-***-HRG | 1.16 |
| | | 250 | Steel | | | Lava™ | S1933-***-1 1/2LV | 1.54 | R1933-***-1 1/2LV | 1.09 |
| | | 250 | Steel | | | Phenolic | S1933-***-PH | 1.44 | R1933-***-PH | 0.99 |
| | | 250 | Plain | | | Polyolefin | S1933-***-PO | 1.20 | R1933-***-PO | 0.76 |
| | | 250 | Steel | | | RollX™ | S1933-***-1 1/2RX | 1.54 | R1933-***-1 1/2RX | 1.09 |
| | | 250 | Steel | | | Soft Rubber | S1933-***-SR | 1.49 | R1933-***-SR | 1.04 |
| | | 250 | Steel | | | Soft Rubber Grey | S1933-***-SRG | 1.49 | R1933-***-SRG | 1.04 |
| | | 250 | Steel | | | Solid Steel | S1933-***-SS | 2.07 | R1933-***-SS | 1.62 |
| | | 250 | Nylon | | | Envirothane™ | S1933-***-U | 1.38 | R1933-***-U | 0.93 |
| | | 250 | Nylon | | | Envirothane™ Grey | S1933-***-UG | 1.38 | R1933-***-UG | 0.93 |
| | | 250 | Steel | | | V Groove | S1933-***-VG | 2.37 | R1933-***-VG | 1.92 |
| 4" | 1 1/4" | 250 | Steel | 3 1/8" | 5 1/8" | Hard Rubber | S1943-***-HR | 1.92 | R1943-***-HR | 1.53 |
| | | 250 | Steel | | | Hard Rubber Grey | S1943-***-HRG | 2.00 | R1943-***-HRG | 1.60 |
| | | 250 | Steel | | | High Temp Phenolic (475°) | S1943-***-HTPH | 2.00 | R1943-***-HTPH | 1.61 |
| | | 250 | Steel | | | Lava™ | S1943-***-1 1/2LV | 1.83 | R1943-***-1 1/2LV | 1.43 |
| | | 250 | Annular | | | Moldon Alum. Rubber | S1943-***-MAR-AB | 1.86 | R1943-***-MAR-AB | 1.47 |
| | | 250 | Phenolic | | | Phenolic | S1943-***-PH | 1.79 | R1943-***-PH | 1.40 |
| | | 250 | Ball | | | Moldon Poly. Urethane | S1943-***-PLY-BB-TG | 1.65 | R1943-***-PLY-BB-TG | 1.26 |
| | | 250 | Steel | | | Polyolefin | S1943-***-1 1/2PO | 1.38 | R1943-***-1 1/2PO | 1.00 |
| | | 250 | Nylon | | | ProTech™ Flat | S1943-***-PROF | 1.47 | R1943-***-PROF | 1.07 |
| | | 250 | Ball | | | ProTech™ Flat | S1943-***-PROF-BB | 1.64 | R1943-***-PROF-BB | 1.25 |
| | | 250 | Ball | | | ProTech™ Flat Blue | S1943-***-PROFB-BB | 1.64 | R1943-***-PROFB-BB | 1.25 |
| | | 250 | Steel | | | RollX™ | S1943-***-1 1/2RX | 1.83 | R1943-***-1 1/2RX | 1.43 |
| | | 250 | Steel | | | Soft Rubber | S1943-***-SR | 1.80 | R1943-***-SR | 1.41 |
| | | 250 | Steel | | | Soft Rubber Grey | S1943-***-SRG | 1.80 | R1943-***-SRG | 1.41 |
| | | 250 | Steel | | | Solid Steel | S1943-***-SS | 3.02 | R1943-***-SS | 2.63 |
| | | 250 | Nylon | | | Envirothane™ | S1943-***-U | 1.59 | R1943-***-U | 1.20 |
| 250 | Nylon | Envirothane™ Grey | S1943-***-UG | 1.59 | R1943-***-UG | 1.20 | | | | |

DUAL WHEEL

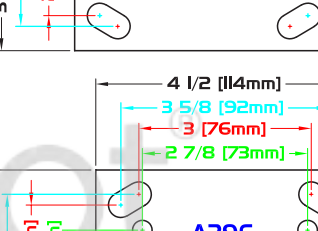
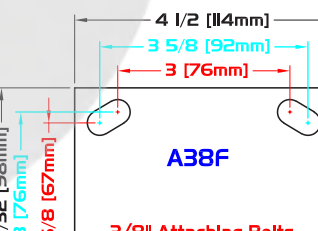
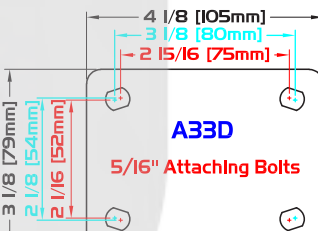
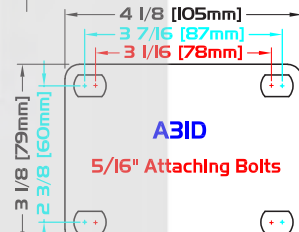
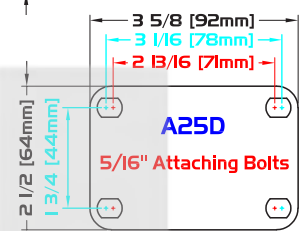
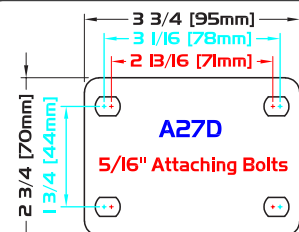


STANDARD PLATE: A27D

A27D

D - Plate Thickness: 3/32"

PLATE DIAGRAMS



| WHEEL | | CASTER | | PART NUMBER | | | | | | |
|----------|-------------|---------------|--------------|---------------|----------------|---------------------------|---------------------|---------------------|---------------------|---------------------|
| Diameter | Tread Width | Capacity Lbs. | Bearing Type | Swivel Radius | Overall Height | Wheel Type | Swivel | Caster Weight (lbs) | Rigid | Caster Weight (lbs) |
| 5" | 1 1/4" | 250 | Steel | 3 9/16" | 6 1/8" | Hard Rubber | S1953-***-HR | 2.51 | R1953-***-HR | 2.04 |
| | | 250 | Steel | | | High Temp Phenolic (475°) | S1953-***-HTPH | 2.68 | R1953-***-HTPH | 2.21 |
| | | 250 | Steel | | | Lava™ | S1953-***-1 1/2LV | 2.19 | R1953-***-1 1/2LV | 1.72 |
| | | 250 | Annular | | | Moldon Alum. Rubber | S1953-***-MAR-AB | 2.21 | R1953-***-MAR-AB | 1.74 |
| | | 250 | Steel | | | Phenolic | S1953-***-PH | 2.33 | R1953-***-PH | 1.86 |
| | | 250 | Ball | | | Moldon Poly. Urethane | S1953-***-PLY-BB-TG | 1.93 | R1953-***-PLY-BB-TG | 1.46 |
| | | 250 | Plain | | | Polyolefin | S1953-***-PO | 1.58 | R1953-***-PO | 1.11 |
| | | 250 | Nylon | | | ProTech™ Flat | S1953-***-PROF | 1.68 | R1953-***-PROF | 1.21 |
| | | 250 | Ball | | | ProTech™ Flat | S1953-***-PROF-BB | 1.87 | R1953-***-PROF-BB | 1.40 |
| | | 250 | Ball | | | ProTech™ Flat Blue | S1953-***-PROFB-BB | 1.87 | R1953-***-PROFB-BB | 1.40 |
| | | 250 | Steel | | | RollX™ | S1953-***-1 1/2RX | 2.19 | R1953-***-1 1/2RX | 1.72 |
| | | 250 | Steel | | | Soft Rubber | S1953-***-SR | 2.43 | R1953-***-SR | 1.96 |
| | | 250 | Steel | | | Soft Rubber Grey | S1953-***-SRG | 2.43 | R1953-***-SRG | 1.96 |
| | | 250 | Steel | | | Solid Steel | S1953-***-SS | 3.32 | R1953-***-SS | 2.85 |
| | | 250 | Nylon | | | Envirothane™ | S1953-***-J | 1.96 | R1953-***-J | 1.49 |
| | | 250 | Nylon | | | Envirothane™ Grey | S1953-***-UG | 1.96 | R1953-***-UG | 1.49 |

* Caster weight based on Standard Plate

STEMS

THREADED STEMS HEX WASHER

| *** | DIAMETER | LENGTH | TYPE |
|----------------|----------|--------|------|
| 3/8-16X1HW * | 3/8" | 1" | NC |
| 1/2-13X1HW | 1/2" | 1" | NC |
| 1/2-13X1 1/2HW | 1/2" | 1 1/2" | NC |
| 1/2-13X2 1/4HW | 1/2" | 2 1/4" | NC |



Threaded Stem HW

THREADED STEMS HEX NUT

| *** | DIAMETER | LENGTH | TYPE |
|----------------|----------|--------|------|
| 1/2-13X1HN | 1/2" | 1" | NC |
| 1/2-13X1 7/8HN | 1/2" | 1 7/8" | NC |
| 1/2-13X3 1/2HN | 1/2" | 3 1/2" | NC |




Threaded Stem HN

* Weight capacity of caster is 125lbs

ROUND STEMS

| *** | DIAMETER | LENGTH | TYPE |
|-------------|----------|---------|---------------|
| 437X1 7/8 | 7/16" | 1 7/8" | Plain |
| 437SX1 | 7/16" | 1" | Friction Ring |
| 437SX1 5/16 | 7/16" | 1 5/16" | Friction Ring |
| 437SX1 7/8 | 7/16" | 1 7/8" | Friction Ring |
| 625S | 5/8" | 1 5/8" | Friction Ring |
| 812S | 13/16" | 2" | Friction Ring |
| 862S | .862" | 2" | Friction Ring |
| 875S | 7/8" | 2" | Friction Ring |
| 995S | .995" | 2 1/2" | Friction Ring |
| 1.050S | 1 3/64" | 2 1/2" | Friction Ring |



* Tapped holes upon request.
 ** Special CD hole locations upon request.
 *** Friction rings not applied with cross drill

STEMS

HW AND HN THREADED LENGTH: vary
 ROUND LENGTH: vary
 EXPANDABLE LENGTH: vary

SQUARE LENGTH: 2"
 SPECIAL THREADS LENGTH: vary
 SPECIAL LENGTH: vary



RD EXP Stem



SQ EXP Stem

EXPANDABLE ROUND STEMS

| *** | DIAMETER | LENGTH | TYPE |
|------------|----------|--------|--------|
| 3/4RDEXP | 3/4" | 3 1/8" | Rubber |
| 7/8RDEXP | 7/8" | 3 1/8" | Rubber |
| 1RDEXP | 1" | 4 1/4" | Rubber |
| 1 1/8RDEXP | 1 1/8" | 4 1/4" | Rubber |
| 1 3/8RDEXP | 1 3/8" | 4 1/4" | Rubber |
| 1 1/2RDEXP | 1 1/2" | 4 1/4" | Rubber |


EXPANDABLE SQUARE STEMS

| *** | DIAMETER | LENGTH | TYPE |
|------------|----------|--------|--------|
| 3/4SQEXP | 3/4" | 3 1/8" | Rubber |
| 7/8SQEXP | 7/8" | 3 1/8" | Rubber |
| 1SQEXP | 1" | 4 1/4" | Rubber |
| 1 1/8SQEXP | 1 1/8" | 4 1/4" | Rubber |
| 1 3/8SQEXP | 1 3/8" | 4 1/4" | Rubber |
| 1 1/2SQEXP | 1 1/2" | 4 1/4" | Rubber |

SQUARE STEMS

| *** | DIAMETER | LENGTH |
|-------|----------|--------|
| 3/4SQ | 3/4" | 2" |
| 7/8SQ | 7/8" | 2" |

* Tapped holes upon request.
 ** Special CD hole locations upon request.
 *** Friction rings not applied with cross drill



SPECIAL THREADS

| *** | DIAMETER | LENGTH |
|---------------------|----------|--------|
| 5/16-***X length HO | 5/16" | ANY |
| 3/8-***X length HO | 3/8" | ANY |
| 1/2-***X length HO | 1/2" | ANY |



Special Thread

SPECIAL STEMS

| *** | DIAMETER | LENGTH |
|--------|----------|--------|
| 3/4NPT | 1" | 3/4" |
| EXP | 1 1/2" | 3 1/2" |



3/4 NPT Stem



EXP Stem

BOLT HOLES

| *** | DIAMETER |
|----------|----------|
| 5/16HOLE | 5/16" |
| 3/8HOLE | 3/8" |
| 1/2HOLE | 1/2" |



Bolt Hole

*Specialty diameter threaded stems and lengths available for bolt hole casters.



1900C SHOPPING CART CASTERS 250LBS

SERIES casterdepot.com



FEATURES

- KINGPIN:** 5/16" diameter rivet (for 0800 series); 7/16" diameter rivet (for 1000 and 1900 series)
- RACEWAY:** 3/16" diameter upper and lower race (for 0800 series); 7/32" diameter upper and lower race (for 1000 and 1900 series)
- BUSHING:** Nylon, steel or ball bearing
- AXLE&NUT:** 1/4" riveted (for 0800 series)
5/16" axle and lock nut (for 1000 and 1900 series)
- FINISH:** Corrosion resistant bright zinc finish
- HARDENED:** Yoke and washers
- LEG SPACING:** 1" (for 0800); 1 7/16" (for 1000); 1 5/8" (for 1900)

EXCELLENT FOR:

- Shopping carts
- Food service equipment
- Airports
- Mobile stock shelves
- Bakery Equipment



MOLDON POLY. URETHANE (PLY)



ENVIROTHANE™

OPTIONS:

- TLB Top Locking Brake (swivel only)
(not available with 0820 series)
- AN Axle and Nut (0800 series)
- AR Riveted Axle (1000 and 1900 series)
- C Seal (0800 and 1900 series)
- CD Cross Drilled Holes
- TG Thread Guards

FINISHES:

- 1922 Chrome
- 1924 Black
- 1925 Yellow Chromate
- Inquiries on other finishes welcome

SPECIAL:

Non-removable protective ball bearings and seal



H1950



H1950C

Quality raceway seals, made exclusively by Algood



YOKE WITH 1/2-13X1 KEYWAY STEM



1/2-13X1KW

| WHEEL | | CASTER | | | | PART NUMBER | | | Caster Weight (lbs) |
|----------|-------------|---------------|--------------|---------------|----------------|-----------------------|-----------------------------|------|---------------------|
| Diameter | Tread Width | Capacity Lbs. | Bearing Type | Swivel Radius | Overall Height | Wheel Type | Swivel | | |
| 2 1/2" | 7/8" | 85 | Nylon | 2 1/8" | 3" | Envirothane™ | S0823-3/8-16X3/4HW-U | 0.38 | |
| | | 85 | - | | | - | Y-S0823-3/8-16X3/4HW | 0.22 | |
| | | 85 | - | | | - | H0820 (Horn Only) | 0.11 | |
| 3" | 7/8" | 95 | Nylon | 2 3/8" | 3 1/2" | Envirothane™ | S0833-3/8-16X3/4HW-U | 0.46 | |
| | | 95 | - | | | - | Y-S0833-3/8-16X3/4HW | 0.24 | |
| | | 95 | - | | | - | H0830 (Horn Only) | 0.15 | |
| 4" | 1" | 150 | Ball | 3 3/16" | 4 13/16" | Envirothane™ | S1043-1/2-13X1KW-U-BB-TG | 1.29 | |
| | | 150 | - | | | - | Y-S1043-1/2-13X1KW-TLB-W | 0.59 | |
| | | 150 | - | | | - | H1040 (Horn Only) | 0.32 | |
| 4" | 1 1/4" | 250 | Ball | 3 1/8" | 4 7/8" | Moldon Poly. Urethane | S1943C-1/2-13X1KW-PLY-BB-TG | 1.31 | |
| | | 250 | Ball | | | Envirothane™ | S1943C-1/2-13X1KW-U-BB-TG | 1.44 | |
| | | 250 | - | | | - | Y-S1943C-1/2-13X1KW | 0.64 | |
| | | 250 | - | | | - | H1940 (Horn Only) | 0.32 | |
| | | 250 | - | | | - | - | - | |
| 5" | 1" | 150 | Ball | 3 3/4" | 5 13/16" | Envirothane™ | S1053-1/2-13X1KW-U-BB-TG | 1.53 | |
| | | 150 | - | | | - | Y-S1053-1/2-13X1KW-TLB-W | 0.58 | |
| | | 150 | - | | | - | H1050 (Horn Only) | 0.32 | |
| 5" | 1 1/4" | 250 | Ball | 3 15/16" | 5 15/16" | Moldon Poly. Urethane | S1953C-1/2-13X1KW-PLY-BB-TG | 1.66 | |
| | | 250 | Ball | | | Envirothane™ | S1953C-1/2-13X1KW-U-BB-TG | 1.86 | |
| | | 250 | - | | | - | Y-S1953C-1/2-13X1KW | 0.80 | |
| | | 250 | - | | | - | H1950 (Horn Only) | 0.38 | |
| | | 250 | - | | | - | H1950C (Horn Only) | 0.71 | |

| WHEEL | | | | | | PART NUMBER | | | Wheel Weight (lbs) |
|----------|-------------|---------------|------------|---------------|---------------------|-----------------------|------|--|--------------------|
| Diameter | Tread Width | Capacity Lbs. | Hub Length | Standard Bore | Bearing Type | Part Number | | | |
| 2 1/2" | 7/8" | 125 | 1" | 1/4" | Nylon | W-0820-U-1/4 | 0.15 | | |
| 3" | 7/8" | 125 | 1" | 1/4" | Nylon | W-0830-U-1/4 | 0.20 | | |
| 4" | 1" | 150 | 1 7/16" | 5/16" | Ball | W-1040-U-BB-TG-5/16 | 0.65 | | |
| | 1 1/4" | 300 | 1 9/16" | 5/16" | Ball | W-1940-PLY-BB-TG-5/16 | 0.60 | | |
| 350 | | 1 5/8" | 5/16" | Ball | W-1940-U-BB-TG-5/16 | 0.73 | | | |
| 5" | 1" | 150 | 1 7/16" | 5/16" | Ball | W-1050-U-BB-TG-5/16 | 0.89 | | |
| | 1 1/4" | 300 | 1 9/16" | 5/16" | Ball | W-1950-PLY-BB-TG-5/16 | 0.80 | | |
| 350 | | 1 5/8" | 5/16" | Ball | W-1950-U-BB-TG-5/16 | 1.00 | | | |



WIZARD SERIES

Available in
Stainless Steel

270 LBS

casterdepot.com



FEATURES

KINGPIN: 17mm
RACEWAY: 6003Z Bearing
BUSHING: Precision bearing
AXLE&NUT: 5/16" axle and lock nut
FINISH: Thermoplastic Nylon
LEG SPACING: 1 9/16"

SPECIAL:

The Wizard Series is exclusively developed out of reinforced thermoplastic nylon material. The Wizard is extremely ergonomically efficient. This wheel is ideal for bacteria free environments. The ALTech wheel is non-marking and secured to the polyolefin core. The ALTech has a precision ball bearing in the wheel which rolls effortlessly. Nut and bolt axle have a plastic shield.



ALTech

EXCELLENT FOR:

- Bacteria-Free Environments
- Hospitals
- Food Service Equipment
- Food Processing Machinery
- Pharmaceutical Equipment

OPTIONS:

- DLB Double Locking Brake
 4PSL 4 Position Swivel Lock (special order)
 HO Bolt Hole (for threaded stems)

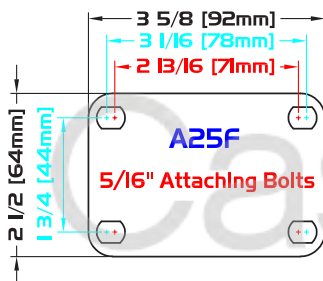
SPECIAL:

- Moisture Friendly
 All Stems Available in Stainless Steel (upon request)
 Non-Marking
 Available in Stainless Steel

| WHEEL | | CASTER | | | | PART NUMBER | | | Caster Weight (lbs) |
|----------|-------------|---------------|--------------|---------------|----------------|-------------|-----------------------------|------|---------------------|
| Diameter | Tread Width | Capacity Lbs. | Bearing Type | Swivel Radius | Overall Height | Wheel Type | Swivel | | |
| 4" | 1 1/4" | 230 | Precision | 3 3/8" | 5 5/8" | ALTech | SWZ47-A25F-TPR-PB-TG | 1.28 | |
| | | 230 | Precision | 4 7/8" | 5 7/16" | ALTech | SWZ47-A25F-TPR-PB-TG-DLB | 1.45 | |
| | | 230 | Precision | 4 7/8" | 5 7/16" | ALTech | SWZ47-1/2HOLE-TPR-PB-TG | 0.92 | |
| | | 230 | Precision | 4 7/8" | 5 7/16" | ALTech | SWZ47-1/2HOLE-TPR-PB-TG-DLB | 1.09 | |
| 5" | 1 1/4" | 270 | Precision | 4 1/4" | 6 11/16" | ALTech | SWZ57-A25F-TPR-PB-TG | 1.50 | |
| | | 270 | Precision | 4 1/4" | 6 11/16" | ALTech | SWZ57-A25F-TPR-PB-TG-DLB | 1.70 | |
| | | 270 | Precision | 5 3/8" | 6 1/2" | ALTech | SWZ57-1/2HOLE-TPR-PB-TG | 1.33 | |
| | | 270 | Precision | 5 3/8" | 6 1/2" | ALTech | SWZ57-1/2HOLE-TPR-PB-TG-DLB | 1.53 | |

* Caster weight based on Standard Plate

PLATE DIAGRAMS



STANDARD PLATE: A25F

Plate Thickness: 3/32"



MEDICAL

SERIES

220LBS
casterdepot.com



FEATURES

KINGPIN: 13mm
RACEWAY: 6002 Precision bearing
AXLE&NUT: 10mm
FINISH: Nylon 6 plus envirothane

SPECIAL:

The Medical Series caster developed with a very Soft Polyurethane Tread rolls quietly with ease without marking expensive floors. The polurethane tread is securely fastened to the nylon core and comes with precision bearings. Because of the precision bearings, Medical Caster is extremely ergonomically efficient, moving expensive equipment effortlessly. The Double Locking Brake securely locks, protecting valuable cargo.

EXCELLENT FOR:

- Medical and Diagnostic Equipment
- X-Ray Equipment
- Food Service Equipment
- Pharmaceutical Equipment

OPTIONS:

DLB Double Locking Brake

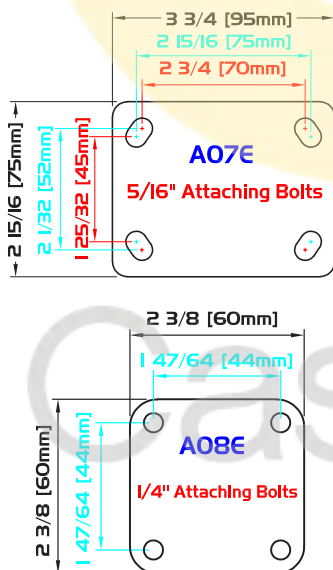
SPECIAL:

Moisture Friendly
 Non-Marking
 Quiet
 Soft Polyurethane Tread

| WHEEL | | CASTER | | | PART NUMBER | | Caster Weight (lbs) |
|----------------------|---------------|--------------|--------------------|---------------------|-------------------|-------------------------------|---------------------|
| Diameter | Capacity Lbs. | Bearing Type | Swivel Radius | Overall Height | Wheel Type | Swivel | |
| 4" (100mm) | 175 | Precision | 3" (2.95mm) | 4 15/16" (125mm) | Envirothane™ Grey | MD100W-A07E-UG-PB | 1.79 |
| | 175 | Precision | | | Envirothane™ Grey | MD100W-A07E-UG-PB-DLB | 1.88 |
| | 175 | Precision | | | Envirothane™ Grey | MD100W-M10-1.5DT-UG-PB | 1.44 |
| | 175 | Precision | | | Envirothane™ Grey | MD100W-M10-1.5DT-UG-PB-DLB | 1.52 |
| | 175 | Precision | | | Envirothane™ Grey | MD100W-M12-1.75X1HN-UG-PB | 1.44 |
| | 175 | Precision | | | Envirothane™ Grey | MD100W-M12-1.75X1HN-UG-PB-DLB | 1.52 |
| 5" (125mm) | 220 | Precision | 3 3/4" (3.73mm) | 5 25/32" (147mm) | Envirothane™ Grey | MD125W-A07E-UG-PB | 2.14 |
| | 220 | Precision | | | Envirothane™ Grey | MD125W-A07E-UG-PB-DLB | 2.25 |
| | 220 | Precision | | | Envirothane™ Grey | MD125W-M12-1.75X1HN-UG-PB | 1.79 |
| | 220 | Precision | | | Envirothane™ Grey | MD125W-M12-1.75X1HN-UG-PB-DLB | 1.89 |
| | 220 | Precision | | | Envirothane™ Grey | MD125W-M16-2.0X1HN-UG-PB | 1.88 |
| | 220 | Precision | | | Envirothane™ Grey | MD125W-M16-2.0X1HN-UG-PB-DLB | 1.99 |

* Caster weight based on Standard Plate

PLATE DIAGRAMS



STANDARD PLATE: **A07E**

Plate Thickness: 1/8"

STEMS

METRIC STEMS

| *** | DIAMETER | THREAD SIZE | LENGTH |
|---|----------|-------------|--------|
| M12-1.75X1HN | 12mm | 1.75 | 1 |
| M16-2.0X1HN only available in the 5" (125mm) | 16mm | 2.0 | 1 |



HOLES

TAPPED HOLES

| *** | DIAMETER | MIN. DEPTH | PITCH |
|---|----------|------------|-------|
| M10-1.5DT only available in the 4" (100mm) | M10 | 1 | 1.5 |





2003 SERIES

275LBS
casterdepot.com



FEATURES

KINGPIN: 9/16" diameter coined rivet
RACEWAY: 1/4" diameter upper race; 1/4" diameter lower race; hardened steel load bearings
BUSHING: Nylon, steel or ball bearing
AXLE&NUT: 5/16" axle and lock nut
FINISH: Corrosion resistant bright zinc finish

SPECIAL: Bolt hole allows for up to 5/8" diameter threaded stem with any special length and thread type. Double brake locks wheel & swivel in any direction. Swivel lock ONLY is also available. Many expandable stem sizes available.

LEG SPACING: 1 5/8"



EXCELLENT FOR:

- Institutional furniture
- Hospital supply industry
- Food service equipment
- Food processing machinery
- Metal fabrications
- Schools
- Libraries
- Audio & visual aid equipment

OPTIONS:

- DLB Double Locking Brake (swivel only)
- DLB1 DLB with Cast Aluminum Pedal (for high-temp applications)
- PWB Pedal Wheel Brake
- SWLB Swivel Locking Brake (swivel only)
- BB Ball Bearing (PROF, SR, SRG, U and UG)
- C Raceway Seal
- CD Cross Drilled holes
- EXP Expandable stems
- HO Bolt Hole (for threaded stems)
- TG Thread Guards
- Z Zerk Axle

FINISHES:

- 2024 Black
- Inquiries on other finishes welcome

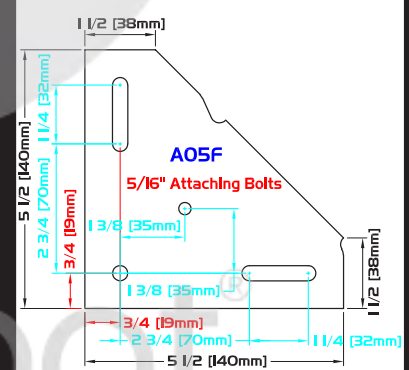
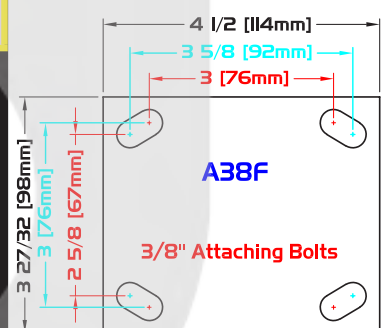
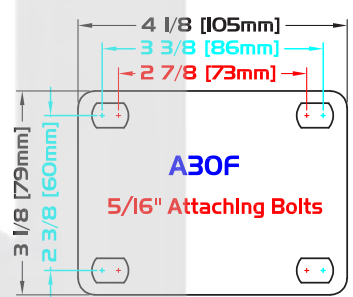
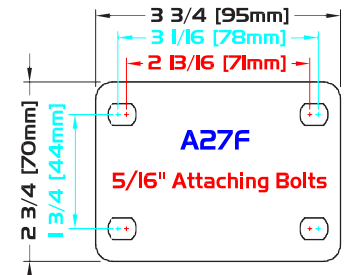


| WHEEL | | CASTER | | | | PART NUMBER | | | | |
|----------|-------------|-------------------|--------------|---------------|----------------|---------------------------|---------------------|---------------------|---------------------|---------------------|
| Diameter | Tread Width | Capacity Lbs. | Bearing Type | Swivel Radius | Overall Height | Wheel Type | Swivel | Caster Weight (lbs) | Rigid | Caster Weight (lbs) |
| 3" | 1 1/4" | 200 | Steel | 2 3/4" | 4 3/4" | High Temp Phenolic (475°) | S2033-***-HTPH | 1.85 | R2033-***-HTPH | 1.55 |
| | | 225 | Nylon | | | ProTech™ Flat | S2033-***-PROF | 1.61 | R2033-***-PROF | 1.31 |
| | | 225 | Ball | | | ProTech™ Flat - BB | S2033-***-PROF-BB | 1.77 | R2033-***-PROF-BB | 1.47 |
| | | 225 | Ball | | | ProTech™ Flat Blue - BB | S2033-***-PROFB-BB | 1.77 | R2033-***-PROFB-BB | 1.47 |
| | | 250 | Steel | | | Hard Rubber | S2033-***-HR | 1.88 | R2033-***-HR | 1.58 |
| | | 250 | Steel | | | Hard Rubber Grey | S2033-***-HRG | 1.91 | R2033-***-HRG | 1.61 |
| | | 250 | Plain | | | Polyolefin | S2033-***-PO | 1.51 | R2033-***-PO | 1.21 |
| | | 250 | Steel | | | Soft Rubber | S2033-***-SR | 1.80 | R2033-***-SR | 1.50 |
| | | 250 | Steel | | | Soft Rubber Grey | S2033-***-SRG | 1.80 | R2033-***-SRG | 1.50 |
| | | 275 | Steel | | | Lava™ | S2033-***-1 1/2LV | 1.80 | R2033-***-1 1/2LV | 1.50 |
| | | 275 | Steel | | | Phenolic | S2033-***-PH | 1.74 | R2033-***-PH | 1.44 |
| | | 275 | Steel | | | RollX™ | S2033-***-1 1/2RX | 1.80 | R2033-***-1 1/2RX | 1.50 |
| | | 275 | Steel | | | Solid Steel | S2033-***-SS | 2.38 | R2033-***-SS | 2.08 |
| | | 275 | Nylon | | | Envirothane™ | S2033-***-U | 1.70 | R2033-***-U | 1.40 |
| 275 | Nylon | Envirothane™ Grey | S2033-***-UG | 1.70 | R2033-***-UG | 1.40 | | | | |
| 4" | 1 1/4" | 250 | Steel | 3 3/16" | 5 5/8" | Hard Rubber | S2043-***-HR | 2.22 | R2043-***-HR | 2.07 |
| | | 250 | Steel | | | Hard Rubber Grey | S2043-***-HRG | 2.28 | R2043-***-HRG | 2.13 |
| | | 250 | Steel | | | High Temp Phenolic (475°) | S2043-***-HTPH | 2.29 | R2043-***-HTPH | 2.14 |
| | | 250 | Annular | | | Moldon Alum. Rubber | S2043-***-MAR-AB | 2.16 | R2043-***-MAR-AB | 2.01 |
| | | 250 | Steel | | | Polyolefin | S2043-***-1 1/2PO | 1.68 | R2043-***-1 1/2PO | 1.53 |
| | | 250 | Steel | | | Soft Rubber | S2043-***-SR | 2.10 | R2043-***-SR | 1.95 |
| | | 250 | Steel | | | Soft Rubber Grey | S2043-***-SRG | 2.10 | R2043-***-SRG | 1.95 |
| | | 275 | Steel | | | Lava™ | S2043-***-1 1/2LV | 2.12 | R2043-***-1 1/2LV | 1.97 |
| | | 275 | Steel | | | Phenolic | S2043-***-PH | 2.08 | R2043-***-PH | 1.93 |
| | | 275 | Ball | | | Moldon Poly. Urethane | S2043-***-PLY-BB-TG | 1.95 | R2043-***-PLY-BB-TG | 1.80 |
| | | 275 | Nylon | | | ProTech™ Flat | S2043-***-PROF | 1.77 | R2043-***-PROF | 1.62 |
| | | 275 | Ball | | | ProTech™ Flat - BB | S2043-***-PROF-BB | 1.94 | R2043-***-PROF-BB | 1.79 |
| | | 275 | Ball | | | ProTech™ Flat Blue - BB | S2043-***-PROFB-BB | 1.94 | R2043-***-PROFB-BB | 1.79 |
| | | 275 | Steel | | | RollX™ | S2043-***-1 1/2RX | 2.12 | R2043-***-1 1/2RX | 1.97 |
| 275 | Steel | Solid Steel | S2043-***-SS | 3.32 | R2043-***-SS | 3.17 | | | | |
| 275 | Nylon | Envirothane™ | S2043-***-U | 1.89 | R2043-***-U | 1.74 | | | | |
| 275 | Nylon | Envirothane™ Grey | S2043-***-UG | 1.89 | R2043-***-UG | 1.74 | | | | |

PLATE DIAGRAMS

STANDARD PLATE: A27F

F - Plate Thickness: 5/32"



WHEEL

CASTER

PART NUMBER

| Diameter | Tread Width | Capacity Lbs. | Bearing Type | Swivel Radius | Overall Height | Wheel Type | Swivel | Caster Weight (lbs) | Rigid | Caster Weight (lbs) |
|----------|-------------|---------------|--------------|---------------|----------------|---------------------------|---------------------|---------------------|---------------------|---------------------|
| 5" | 1 1/4" | 250 | Steel | 3 5/8" | 6 9/16" | Hard Rubber | S2053-***-HR | 2.79 | R2053-***-HR | 2.55 |
| | | 250 | Plain | | | Polyolefin | S2053-***-PO | 1.86 | R2053-***-PO | 1.62 |
| | | 250 | Steel | | | Soft Rubber | S2053-***-SR | 2.71 | R2053-***-SR | 2.47 |
| | | 250 | Steel | | | Soft Rubber Grey | S2053-***-SRG | 2.71 | R2053-***-SRG | 2.47 |
| | | 275 | Steel | | | High Temp Phenolic (475°) | S2053-***-HTPH | 2.95 | R2053-***-HTPH | 2.71 |
| | | 275 | Steel | | | Lava™ | S2053-***-1 1/2LV | 2.50 | R2053-***-1 1/2LV | 2.26 |
| | | 275 | Annular | | | Moldon Alum. Rubber | S2053-***-MAR-AB | 2.49 | R2053-***-MAR-AB | 2.25 |
| | | 275 | Steel | | | Phenolic | S2053-***-PH | 2.60 | R2053-***-PH | 2.36 |
| | | 275 | Ball | | | Moldon Poly. Urethane | S2053-***-PLY-BB-TG | 2.21 | R2053-***-PLY-BB-TG | 1.97 |
| | | 275 | Nylon | | | ProTech™ Flat | S2053-***-PROF | 1.97 | R2053-***-PROF | 1.73 |
| | | 275 | Ball | | | ProTech™ Flat - BB | S2053-***-PROF-BB | 2.15 | R2053-***-PROF-BB | 1.91 |
| | | 275 | Ball | | | ProTech™ Flat Blue - BB | S2053-***-PROFB-BB | 2.15 | R2053-***-PROFB-BB | 1.91 |
| | | 275 | Steel | | | RollX™ | S2053-***-1 1/2RX | 2.50 | R2053-***-1 1/2RX | 2.26 |
| | | 275 | Steel | | | Solid Steel | S2053-***-SS | 3.60 | R2053-***-SS | 3.36 |
| | | 275 | Nylon | | | Envirothane™ | S2053-***-U | 2.22 | R2053-***-U | 1.98 |
| | | 275 | Nylon | | | Envirothane™ Grey | S2053-***-UG | 2.22 | R2053-***-UG | 1.98 |

STEMS

SPECIAL THREADS


| *** | DIAMETER | LENGTH |
|---------------------|----------|--------|
| 3/8-***X length HO | 3/8" | ANY |
| 7/16-***X length HO | 7/16" | ANY |
| 1/2-***X length HO | 1/2" | ANY |
| 5/8-***X length HO | 5/8" | ANY |
| 3/4-***X length HO | 3/4" | ANY |



* Caster weight based on Standard Plate

ROUND STEMS

| *** | DIAMETER | LENGTH | TYPE |
|-------------|----------|---------|---------------|
| 437X1 7/8 | 7/16" | 1 7/8" | Plain |
| 437SX1 | 7/16" | 1" | Friction Ring |
| 437SX1 5/16 | 7/16" | 1 5/16" | Friction Ring |
| 437SX1 7/8 | 7/16" | 1 7/8" | Friction Ring |
| 625S | 5/8" | 1 5/8" | Friction Ring |
| 812S | 13/16" | 2" | Friction Ring |
| 862S | .862" | 2" | Friction Ring |
| 875S | 7/8" | 2" | Friction Ring |
| 995S | .995" | 2 1/2" | Friction Ring |
| 1.050S | 1 3/64" | 2 1/2" | Friction Ring |



* Tapped holes upon request.
** Special CD hole locations upon request.
*** Friction rings not applied with cross drill

STEMS

ROUND LENGTH:
EXPANDABLE LENGTH:
SQUARE LENGTH:

vary
vary
2"

SPECIAL THREADS LENGTH:
SPECIAL LENGTH:
BOLT HOLES:

vary
vary
vary



RD EXP Stem



SQ EXP Stem

EXPANDABLE ROUND STEMS


| *** | DIAMETER | LENGTH | TYPE |
|------------|----------|--------|--------|
| 3/4RDEXP | 3/4" | 3 1/8" | Rubber |
| 7/8RDEXP | 7/8" | 3 1/8" | Rubber |
| 1RDEXP | 1" | 4 1/4" | Rubber |
| 1 1/8RDEXP | 1 1/8" | 4 1/4" | Rubber |
| 1 3/8RDEXP | 1 3/8" | 4 1/4" | Rubber |
| 1 1/2RDEXP | 1 1/2" | 4 1/4" | Rubber |

EXPANDABLE SQUARE STEMS

| *** | DIAMETER | LENGTH | TYPE |
|------------|----------|--------|--------|
| 3/4SQEXP | 3/4" | 3 1/8" | Rubber |
| 7/8SQEXP | 7/8" | 3 1/8" | Rubber |
| 1SQEXP | 1" | 4 1/4" | Rubber |
| 1 1/8SQEXP | 1 1/8" | 4 1/4" | Rubber |
| 1 3/8SQEXP | 1 3/8" | 4 1/4" | Rubber |
| 1 1/2SQEXP | 1 1/2" | 4 1/4" | Rubber |

SQUARE STEMS

| *** | DIAMETER | LENGTH |
|-------|----------|--------|
| 3/4SQ | 3/4" | 2" |
| 7/8SQ | 7/8" | 2" |



* Tapped holes upon request.
** Special CD hole locations upon request.
*** Friction rings not applied with cross drill

SPECIAL STEMS

| *** | DIAMETER | LENGTH |
|--------|----------|--------|
| 3/4NPT | 1" | 3/4" |
| EXP | 1 1/2" | 3 1/2" |



3/4 NPT Stem



EXP Stem

BOLT HOLES

BOLT HOLES

| *** | DIAMETER |
|----------|----------|
| 3/8HOLE | 3/8" |
| 7/16HOLE | 7/16" |
| 1/2HOLE | 1/2" |
| 5/8HOLE | 5/8" |



Bolt Hole

*Specialty diameter threaded stems and lengths available for bolt hole casters.






2009 SERIES



275LBS
casterdepot.com



FEATURES

KINGPIN: 5/8" diameter coined rivet
RACEWAY: 1/4" diameter upper race; 1/4" diameter lower race; hardened steel load bearings
BUSHING: Nylon, delrin, steel or ball bearing
AXLE&NUT: 5/16" axle and lock nut
FINISH: Corrosion resistant Stainless Steel Polished

SPECIAL: Complete stainless steel caster including DLB. Double brake locks wheel and swivel in any direction. 100% Moisture Friendly.
MATERIAL: 304 Stainless steel
LEG SPACING: 1 5/8"

EXCELLENT FOR:

- Bacteria-free environments
- Hospitals
- Food service equipment
- Food processing machinery
- Pharmaceutical equipment



OPTIONS:

- DLB Double Locking Brake (swivel only)
- DLB1 DLB with Cast Aluminum Pedal (for high-temp applications)
- PWB Pedal Wheel Brake
- SWLB Swivel Locking Brake (swivel only)
- BB Ball Bearing (PROF, SR, SRG, U and UG)
- BBSS Stainless Steel Ball Bearing
- C Raceway Seal - Standard (except with HTPH and LV wheels)
- CD Cross Drilled holes
- EXP Expandable stems
- HO Bolt Hole (for threaded stems)
- TG Thread Guards (not stainless steel)
- Z Zerk in Axle

SPECIAL:

Moisture Friendly
 All stems available in stainless steel upon request
 Die Cast Pedal available for high temp applications

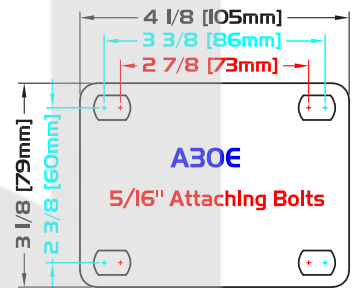
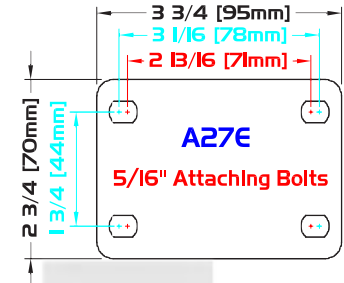
| WHEEL | | CASTER | | | | PART NUMBER | | | | |
|----------|-------------|-------------------|--------------|---------------------------|---------------------|---------------------------|---------------------|---------------------|--------------------|---------------------|
| Diameter | Tread Width | Capacity Lbs. | Bearing Type | Swivel Radius | Overall Height | Wheel Type | Swivel | Caster Weight (lbs) | Rigid | Caster Weight (lbs) |
| 3" | 1 1/4" | 200 | Stainless | 2 3/4" | 4 3/4" | High Temp Phenolic (475°) | S2039-***-HTPH | 1.78 | R2039-***-HTPH | 1.43 |
| | | 225 | Nylon | | | ProTech™ Flat | S2039-***-PROF | 1.55 | R2039-***-PROF | 1.20 |
| | | 225 | Ball | | | ProTech™ Flat - BB | S2039-***-PROF-BB | 1.70 | R2039-***-PROF-BB | 1.35 |
| | | 225 | Ball | | | ProTech™ Flat Blue - BB | S2039-***-PROFB-BB | 1.70 | R2039-***-PROFB-BB | 1.35 |
| | | 250 | Steel | | | Hard Rubber | S2039-***-HR | 1.90 | R2039-***-HR | 1.55 |
| | | 250 | Steel | | | Hard Rubber Grey | S2039-***-HRG | 1.85 | R2039-***-HRG | 1.50 |
| | | 250 | Plain | | | Polyolefin | S2039-***-PO | 1.45 | R2039-***-PO | 1.10 |
| | | 250 | Steel | | | Soft Rubber | S2039-***-SR | 1.72 | R2039-***-SR | 1.37 |
| | | 250 | Steel | | | Soft Rubber Grey | S2039-***-SRG | 1.81 | R2039-***-SRG | 1.46 |
| | | 275 | Stainless | | | Lava™ | S2039-***-1 1/2LV | 1.74 | R2039-***-1 1/2LV | 1.39 |
| | | 275 | Stainless | | | Phenolic | S2039-***-PH | 1.68 | R2039-***-PH | 1.33 |
| | | 275 | Stainless | | | RollX™ | S2039-***-1 1/2RX | 1.75 | R2039-***-1 1/2RX | 1.40 |
| | | 275 | Steel | | | Solid Steel | S2039-***-SS | 2.31 | R2039-***-SS | 1.96 |
| | | 275 | Nylon | | | Envirothane™ | S2039-***-U | 1.63 | R2039-***-U | 1.28 |
| | | 275 | Nylon | | | Envirothane™ Grey | S2039-***-UG | 1.63 | R2039-***-UG | 1.28 |
| | | 4" | 1 1/4" | | | 250 | Steel | 3 3/16" | 5 5/8" | Hard Rubber |
| 250 | Steel | | | Hard Rubber Grey | S2049-***-HRG | 2.25 | R2049-***-HRG | | | 1.90 |
| 250 | Stainless | | | High Temp Phenolic (475°) | S2049-***-HTPH | 2.25 | R2049-***-HTPH | | | 1.90 |
| 250 | Annular | | | Moldon Alum. Rubber | S2049-***-MAR-AB | 2.12 | R2049-***-MAR-AB | | | 1.77 |
| 250 | Stainless | | | Polyolefin | S2049-***-1 1/2PO | 1.68 | R2049-***-1 1/2PO | | | 1.33 |
| 250 | Steel | | | Soft Rubber | S2049-***-SR | 2.09 | R2049-***-SR | | | 1.74 |
| 250 | Steel | | | Soft Rubber Grey | S2049-***-SRG | 2.09 | R2049-***-SRG | | | 1.74 |
| 275 | Stainless | | | Lava™ | S2049-***-1 1/2LV | 2.09 | R2049-***-1 1/2LV | | | 1.74 |
| 275 | Stainless | | | Phenolic | S2049-***-PH | 2.04 | R2049-***-PH | | | 1.69 |
| 275 | Ball | | | Moldon Poly. Urethane | S2049-***-PLY-BB-TG | 1.91 | R2049-***-PLY-BB-TG | | | 1.56 |
| 275 | Nylon | | | ProTech™ Flat | S2049-***-PROF | 1.74 | R2049-***-PROF | | | 1.39 |
| 275 | Ball | | | ProTech™ Flat - BB | S2049-***-PROF-BB | 1.90 | R2049-***-PROF-BB | | | 1.55 |
| 275 | Ball | | | ProTech™ Flat Blue - BB | S2049-***-PROFB-BB | 1.90 | R2049-***-PROFB-BB | | | 1.55 |
| 275 | Stainless | | | RollX™ | S2049-***-1 1/2RX | 2.10 | R2049-***-1 1/2RX | | | 1.75 |
| 275 | Steel | | | Solid Steel | S2049-***-SS | 3.28 | R2049-***-SS | | | 2.93 |
| 275 | Nylon | | | Envirothane™ | S2049-***-U | 1.86 | R2049-***-U | | | 1.51 |
| 275 | Nylon | Envirothane™ Grey | S2049-***-UG | 1.86 | R2049-***-UG | 1.51 | | | | |



STANDARD PLATE: A27E

E - Plate Thickness: 1/8"

PLATE DIAGRAMS



WHEEL

CASTER

PART NUMBER

| Diameter | Tread Width | Capacity Lbs. | Bearing Type | Swivel Radius | Overall Height | Wheel Type | Swivel | Caster Weight (lbs) | Rigid | Caster Weight (lbs) |
|----------|-------------|---------------|--------------|---------------|----------------|---------------------------|---------------------|---------------------|---------------------|---------------------|
| 5" | 1 1/4" | 250 | Steel | 3 5/8" | 6 9/16" | Hard Rubber | S2059-***-HR | 2.73 | R2059-***-HR | 2.39 |
| | | 250 | Plain | | | Polyolefin | S2059-***-PO | 1.80 | R2059-***-PO | 1.46 |
| | | 250 | Steel | | | Soft Rubber | S2059-***-SR | 2.70 | R2059-***-SR | 2.36 |
| | | 250 | Steel | | | Soft Rubber Grey | S2059-***-SRG | 2.70 | R2059-***-SRG | 2.36 |
| | | 275 | Stainless | | | High Temp Phenolic (475°) | S2059-***-HTPH | 2.90 | R2059-***-HTPH | 2.56 |
| | | 275 | Stainless | | | Lava™ | S2059-***-1 1/2LV | 2.46 | R2059-***-1 1/2LV | 2.12 |
| | | 275 | Annular | | | Moldon Alum. Rubber | S2059-***-MAR-AB | 2.44 | R2059-***-MAR-AB | 2.10 |
| | | 275 | Stainless | | | Phenolic | S2059-***-PH | 2.56 | R2059-***-PH | 2.22 |
| | | 275 | Ball | | | Moldon Poly. Urethane | S2059-***-PLY-BB-TG | 2.16 | R2059-***-PLY-BB-TG | 1.82 |
| | | 275 | Nylon | | | ProTech™ Flat | S2059-***-PROF | 1.93 | R2059-***-PROF | 1.59 |
| | | 275 | Ball | | | ProTech™ Flat - BB | S2059-***-PROF-BB | 2.10 | R2059-***-PROF-BB | 1.76 |
| | | 275 | Ball | | | ProTech™ Flat Blue - BB | S2059-***-PROFB-BB | 2.10 | R2059-***-PROFB-BB | 1.76 |
| | | 275 | Stainless | | | RollX™ | S2059-***-1 1/2RX | 2.47 | R2059-***-1 1/2RX | 2.13 |
| | | 275 | Steel | | | Solid Steel | S2059-***-SS | 3.55 | R2059-***-SS | 3.21 |
| | | 275 | Nylon | | | Envirothane™ | S2059-***-U | 2.18 | R2059-***-U | 1.84 |
| | | 275 | Nylon | | | Envirothane™ Grey | S2059-***-UG | 2.18 | R2059-***-UG | 1.84 |

STEMS

(All Stems are NOT stainless unless otherwise specified)

* Caster weight based on Standard Plate


SPECIAL THREADS

| *** | DIAMETER | LENGTH |
|---------------------|----------|--------|
| 3/8-***X length HO | 3/8" | ANY |
| 7/16-***X length HO | 7/16" | ANY |
| 1/2-***X length HO | 1/2" | ANY |
| 5/8-***X length HO | 5/8" | ANY |
| 3/4-***X length HO | 3/4" | ANY |



ROUND STEMS

| *** | DIAMETER | LENGTH | TYPE |
|-------------|----------|---------|---------------|
| 437X1 7/8 | 7/16" | 1 7/8" | Plain |
| 437SX1 | 7/16" | 1" | Friction Ring |
| 437SX1 5/16 | 7/16" | 1 5/16" | Friction Ring |
| 437SX1 7/8 | 7/16" | 1 7/8" | Friction Ring |
| 625S | 5/8" | 1 5/8" | Friction Ring |
| 812S | 13/16" | 2" | Friction Ring |
| 862S | .862" | 2" | Friction Ring |
| 875S | 7/8" | 2" | Friction Ring |
| 995S | .995" | 2 1/2" | Friction Ring |
| 1.050S | 1 3/64" | 2 1/2" | Friction Ring |



* Tapped holes upon request.
** Special CD hole locations upon request.
*** Friction rings not applied with cross drill

STEMS

ROUND LENGTH: vary
 EXPANDABLE LENGTH: vary
 SQUARE LENGTH: 2"

SPECIAL THREADS LENGTH: vary
 SPECIAL LENGTH: vary
 BOLT HOLES: vary

* Stainless Steel Stems available upon request.



RD EXP Stem



SQ EXP Stem

EXPANDABLE ROUND STEMS

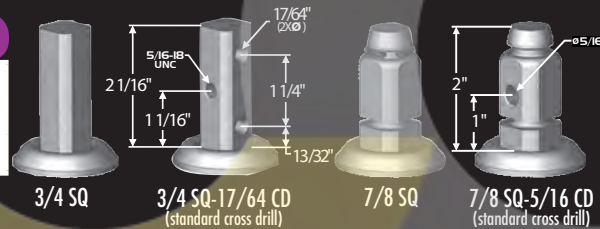
| *** | DIAMETER | LENGTH | TYPE |
|------------|----------|--------|--------|
| 3/4RDEXP | 3/4" | 3 1/8" | Rubber |
| 7/8RDEXP | 7/8" | 3 1/8" | Rubber |
| 1RDEXP | 1" | 4 1/4" | Rubber |
| 1 1/8RDEXP | 1 1/8" | 4 1/4" | Rubber |
| 1 3/8RDEXP | 1 3/8" | 4 1/4" | Rubber |
| 1 1/2RDEXP | 1 1/2" | 4 1/4" | Rubber |

EXPANDABLE SQUARE STEMS

| *** | DIAMETER | LENGTH | TYPE |
|------------|----------|--------|--------|
| 3/4SQEXP | 3/4" | 3 1/8" | Rubber |
| 7/8SQEXP | 7/8" | 3 1/8" | Rubber |
| 1SQEXP | 1" | 4 1/4" | Rubber |
| 1 1/8SQEXP | 1 1/8" | 4 1/4" | Rubber |
| 1 3/8SQEXP | 1 3/8" | 4 1/4" | Rubber |
| 1 1/2SQEXP | 1 1/2" | 4 1/4" | Rubber |

SQUARE STEMS


| *** | DIAMETER | LENGTH |
|-------|----------|--------|
| 3/4SQ | 3/4" | 2" |
| 7/8SQ | 7/8" | 2" |



* Tapped holes upon request.
 ** Special CD hole locations upon request.
 *** Friction rings not applied with cross drill

SPECIAL STEMS

| *** | DIAMETER | LENGTH |
|--------|----------|--------|
| 3/4NPT | 1" | 3/4" |
| EXP | 1 1/2" | 3 1/2" |



3/4 NPT Stem

EXP Stem

BOLT HOLES

BOLT HOLES

| *** | DIAMETER |
|----------|----------|
| 3/8HOLE | 3/8" |
| 7/16HOLE | 7/16" |
| 1/2HOLE | 1/2" |
| 5/8HOLE | 5/8" |



Bolt Hole

*Specialty diameter threaded stems and lengths available for bolt hole casters.





2100 SERIES

275LBS
casterdepot.com



FEATURES

KINGPIN: 1/2" diameter coined rivet
RACEWAY: 1/4" diameter upper race; 3/16" diameter lower race; hardened steel load bearings
BUSHING: Nylon, steel or ball bearing
AXLE&NUT: 3/8" axle and lock nut
FINISH: Corrosion resistant bright zinc finish

SPECIAL: DLB system simultaneously locks wheel and swivel head. One step on cast metal pedal instantly locks entire caster holding equipment firmly in place. One step on the release pedal releases the swivel and wheel.
LEG SPACING: 1 5/8"

EXCELLENT FOR:

- Hospital equipment
- Schools
- Libraries
- Audio and visual aid equipment
- Food processing machinery
- Food equipment
- Metal fabrications




OPTIONS:

- DLB Double Locking Brake (swivel only)
- BB Ball Bearing (PROF, SR, SRG, U and UG)
- C Raceway Seal (standard)
- EXP Expandable stems
- HO Bolt Hole (for threaded stems)
- RB Roller Bearings (for 1 1/2" tread wheels)
- TG Thread Guards
- Z Zerk Axle

FINISHES:

- 2124 Black
- Inquiries on other finishes welcome

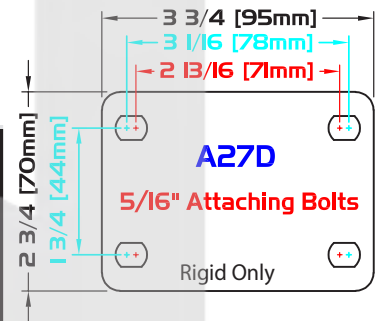
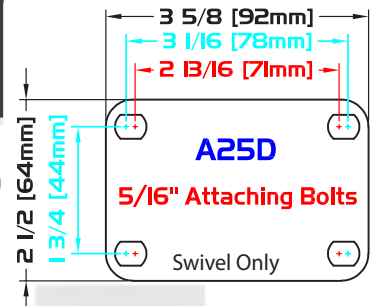
| WHEEL | | CASTER | | | PART NUMBER | | | | | |
|----------|-------------|-------------------------|--------------------|---------------|--------------------|---------------------------|---------------------|---------------------|---------------------|---------------------|
| Diameter | Tread Width | Capacity Lbs. | Bearing Type | Swivel Radius | Overall Height | Wheel Type | Swivel | Caster Weight (lbs) | Rigid | Caster Weight (lbs) |
| 3" | 1 1/4" | 200 | Steel | 2 3/4" | 4 1/4" | High Temp Phenolic (475°) | S2103-***-HTPH | 1.60 | R2103-***-HTPH | 1.11 |
| | | 200 | Nylon | | | Soft Rubber | S2103-***-SR | 1.59 | R2103-***-SR | 1.10 |
| | | 225 | Nylon | | | ProTech™ Flat | S2103-***-PROF | 1.37 | R2103-***-PROF | 0.88 |
| | | 225 | Ball | | | ProTech™ Flat - BB | S2103-***-PROF-BB | 1.51 | R2103-***-PROF-BB | 1.02 |
| | | 225 | Ball | | | ProTech™ Flat Blue - BB | S2103-***-PROFB-BB | 1.51 | R2103-***-PROFB-BB | 1.02 |
| | | 250 | Steel | | | Hard Rubber | S2103-***-HR | 1.59 | R2103-***-HR | 1.10 |
| | | 250 | Steel | | | Hard Rubber Grey | S2103-***-HRG | 1.66 | R2103-***-HRG | 1.17 |
| | | 250 | Plain | | | Polyolefin | S2103-***-PO | 1.27 | R2103-***-PO | 0.78 |
| | | 250 | Nylon | | | Soft Rubber Grey | S2103-***-SRG | 1.63 | R2103-***-SRG | 1.14 |
| | | 275 | Steel | | | Lava™ | S2103-***-1 1/2LV | 1.59 | R2103-***-1 1/2LV | 1.10 |
| | | 275 | Steel | | | Phenolic | S2103-***-PH | 1.49 | R2103-***-PH | 1.00 |
| | | 275 | Steel | | | RollX™ | S2103-***-1 1/2RX | 1.59 | R2103-***-1 1/2RX | 1.10 |
| 275 | Nylon | Envirothane™ | S2103-***-U | 1.45 | R2103-***-U | 0.96 | | | | |
| 275 | Nylon | Envirothane™ Grey | S2103-***-UG | 1.45 | R2103-***-UG | 0.96 | | | | |
| 4" | 1 1/4" | 250 | Steel | 3 3/16" | 5 3/16" | Hard Rubber | S2104-***-HR | 2.04 | R2104-***-HR | 1.56 |
| | | 250 | Steel | | | Hard Rubber Grey | S2104-***-HRG | 2.04 | R2104-***-HRG | 1.56 |
| | | 250 | Annular | | | Moldon Alum. Rubber | S2104-***-MAR-AB | 1.91 | R2104-***-MAR-AB | 1.43 |
| | | 250 | Plain | | | Polyolefin | S2104-***-1 1/2PO | 1.43 | R2104-***-1 1/2PO | 0.95 |
| | | 250 | Nylon | | | Soft Rubber | S2104-***-SR | 1.89 | R2104-***-SR | 1.41 |
| | | 250 | Nylon | | | Soft Rubber Grey | S2104-***-SRG | 1.89 | R2104-***-SRG | 1.41 |
| | | 275 | Steel | | | High Temp Phenolic (475°) | S2104-***-HTPH | 2.05 | R2104-***-HTPH | 1.57 |
| | | 275 | Steel | | | Lava™ | S2104-***-1 1/2LV | 1.87 | R2104-***-1 1/2LV | 1.39 |
| | | 275 | Steel | | | Phenolic | S2104-***-PH | 1.84 | R2104-***-PH | 1.36 |
| | | 275 | Ball | | | Moldon Poly. Urethane | S2104-***-PLY-BB-TG | 1.71 | R2104-***-PLY-BB-TG | 1.23 |
| | | 275 | Nylon | | | ProTech™ Flat | S2104-***-PROF | 1.54 | R2104-***-PROF | 1.06 |
| | | 275 | Ball | | | ProTech™ Flat - BB | S2104-***-PROF-BB | 1.69 | R2104-***-PROF-BB | 1.21 |
| 275 | Ball | ProTech™ Flat Blue - BB | S2104-***-PROFB-BB | 1.69 | R2104-***-PROFB-BB | 1.21 | | | | |
| 275 | Steel | RollX™ | S2104-***-1 1/2RX | 1.87 | R2104-***-1 1/2RX | 1.39 | | | | |
| 275 | Nylon | Envirothane™ | S2104-***-U | 1.66 | R2104-***-U | 1.18 | | | | |
| 275 | Nylon | Envirothane™ Grey | S2104-***-UG | 1.66 | R2104-***-UG | 1.18 | | | | |



STANDARD SWIVEL PLATE: A25D
STANDARD RIGID PLATE: A27D

D - Plate Thickness: 3/32"
D - Plate Thickness: 3/32"

PLATE DIAGRAMS



| WHEEL | | CASTER | | PART NUMBER | | | | | | | |
|----------|-------------|---------------|--------------|---------------|----------------|---------------------------|---------------------|---------------------|---------------------|---------------------|--|
| Diameter | Tread Width | Capacity Lbs. | Bearing Type | Swivel Radius | Overall Height | Wheel Type | Swivel | Caster Weight (lbs) | Rigid | Caster Weight (lbs) | |
| 5" | 1 1/4" | 250 | Steel | 3 3/4" | 6 3/16" | Hard Rubber | S2105-***-HR | 2.51 | R2105-***-HR | 2.03 | |
| | | 250 | Plain | | | Polyolefin | S2105-***-PO | 1.63 | R2105-***-PO | 1.15 | |
| | | 250 | Nylon | | | Soft Rubber | S2105-***-SR | 2.52 | R2105-***-SR | 2.04 | |
| | | 250 | Nylon | | | Soft Rubber Grey | S2105-***-SRG | 2.52 | R2105-***-SRG | 2.04 | |
| | | 275 | Steel | | | High Temp Phenolic (475°) | S2105-***-HTPH | 2.72 | R2105-***-HTPH | 2.24 | |
| | | 275 | Plain | | | Lava™ | S2105-***-1 1/2LV | 2.24 | R2105-***-1 1/2LV | 1.76 | |
| | | 275 | Annular | | | Moldon Alum. Rubber | S2105-***-MAR-AB | 2.25 | R2105-***-MAR-AB | 1.77 | |
| | | 275 | Steel | | | Phenolic | S2105-***-PH | 2.37 | R2105-***-PH | 1.89 | |
| | | 275 | Ball | | | Moldon Poly. Urethane | S2105-***-PLY-BB-TG | 1.98 | R2105-***-PLY-BB-TG | 1.50 | |
| | | 275 | Nylon | | | ProTech™ Flat | S2105-***-PROF | 1.75 | R2105-***-PROF | 1.27 | |
| | | 275 | Ball | | | ProTech™ Flat - BB | S2105-***-PROF-BB | 1.91 | R2105-***-PROF-BB | 1.43 | |
| | | 275 | Ball | | | ProTech™ Flat Blue - BB | S2105-***-PROFB-BB | 1.91 | R2105-***-PROFB-BB | 1.43 | |
| | | 275 | Plain | | | RollX™ | S2105-***-1 1/2RX | 2.24 | R2105-***-1 1/2RX | 1.76 | |
| | | 275 | Nylon | | | Envirothane™ | S2105-***-U | 2.00 | R2105-***-U | 1.52 | |
| | | 275 | Nylon | | | Envirothane™ Grey | S2105-***-UG | 2.00 | R2105-***-UG | 1.52 | |

* Caster weight based on Standard Plate

STEMS

EXPANDABLE ROUND STEMS

| *** | DIAMETER | LENGTH | TYPE |
|------------|----------|--------|--------|
| 3/4RDEXP | 3/4" | 3 1/8" | Rubber |
| 7/8RDEXP | 7/8" | 3 1/8" | Rubber |
| 1RDEXP | 1" | 4 1/4" | Rubber |
| 1 1/8RDEXP | 1 1/8" | 4 1/4" | Rubber |
| 1 3/8RDEXP | 1 3/8" | 4 1/4" | Rubber |
| 1 1/2RDEXP | 1 1/2" | 4 1/4" | Rubber |



SPECIAL THREADS

| *** | DIAMETER | LENGTH |
|---------------------|----------|--------|
| 5/16-***X length HO | 5/16" | ANY |
| 3/8-***X length HO | 3/8" | ANY |
| 1/2-***X length HO | 1/2" | ANY |



EXPANDABLE SQUARE STEMS

| *** | DIAMETER | LENGTH | TYPE |
|------------|----------|--------|--------|
| 3/4SQEXP | 3/4" | 3 1/8" | Rubber |
| 7/8SQEXP | 7/8" | 3 1/8" | Rubber |
| 1SQEXP | 1" | 4 1/4" | Rubber |
| 1 1/8SQEXP | 1 1/8" | 4 1/4" | Rubber |
| 1 3/8SQEXP | 1 3/8" | 4 1/4" | Rubber |
| 1 1/2SQEXP | 1 1/2" | 4 1/4" | Rubber |



BOLT HOLES

BOLT HOLES

| *** | DIAMETER |
|----------|----------|
| 5/16HOLE | 5/16" |
| 3/8HOLE | 3/8" |
| 1/2HOLE | 1/2" |





4000 SERIES

300 LBS
casterdepot.com



FEATURES

KINGPIN: 21/64", 9/16", 3/4", 3/4", 7/8" diameter rivet
RACEWAY: 5/32", 3/16", 7/32", 1/4", 3/8" diameter upper race; hardened steel load bearings
BUSHING: Nylon, steel roller or ball bearing (BB available on some applications)

AXLE&NUT: 3/16" riveted axle, 1/4", 5/16", 3/8", 3/8" axle and lock nut
FINISH: Corrosion resistant bright zinc
SPECIAL: Large single raceway deeply embossed for extra strength



EXCELLENT FOR:

- General to medium duty usage
- Hardware
- Factory
- Warehouses
- Economical without sacrificing durability

OPTIONS:

- SLB Side Locking Brake (for 4" only)
 TLB Top Locking Brake (for 2", 2 1/2" and 3" only)
 BB Ball Bearing (available on some applications)

FINISHES:

- 40?N Nickel
 40?1 Brass
 40?2 Chrome
 40?4 Black
 Inquiries on other finishes welcome

| WHEEL | | CASTER | | | | PART NUMBER | | | | |
|----------|-------------|---------------|--------------|-----------------------|-----------------------|-----------------------|-----------------------|---------------------|-----------------|---------------------------|
| Diameter | Tread Width | Capacity Lbs. | Bearing Type | Swivel Radius | Overall Height | Wheel Type | Swivel | Caster Weight (lbs) | Rigid | Caster Weight (lbs) |
| 1 1/4" | 9/16" | 30 | Nylon | 1 3/32" | 1 3/4" | Moldon Poly. Urethane | S4125-A10C-PLY | 0.15 | R4125-R10C-PLY | 0.10 |
| 2" | 7/8" | 75 | Plain | 2" | 2 1/2" | ProTech™ | S4002-A19C-PROF | 0.37 | R4002-R20C-PROF | 0.23 |
| | | 80 | Nylon | | | Soft Rubber | S4002-A19C-SR | 0.47 | R4002-R20C-SR | 0.33 |
| | | 100 | Nylon | | | Hard Rubber | S4002-A19C-HR | 0.47 | R4002-R20C-HR | 0.33 |
| | | 100 | Plain | | | Polyolefin | S4002-A19C-PO | 0.36 | R4002-R20C-PO | 0.22 |
| | | 100 | Nylon | | | Envirothane™ | S4002-A19C-U | 0.43 | R4002-R20C-U | 0.29 |
| | | 125 | Plain | | | Envirothane™ Grey | S4002-A19C-UG | 0.43 | R4002-R20C-UG | 0.29 |
| 2 1/2" | 1 1/8" | 100 | Nylon | 2 3/8" | 3 1/4" | Soft Rubber | S4025-A29D-SR | 1.00 | R4025-R25C-SR | 0.84 |
| | | 150 | Nylon | | | Hard Rubber | S4025-A29D-HR | 1.00 | R4025-R25C-HR | 0.85 |
| | | 160 | Plain | | | Moldon Poly. Urethane | S4025-A29D-PLY | 1.00 | R4025-R25C-PLY | 0.85 |
| | | 200 | Plain | | | Polyolefin | S4025-A29D-PO | 0.81 | R4025-R25C-PO | 0.66 |
| | | 200 | Plain | | | Semi Steel | S4025-A29D-ST | 1.43 | R4025-R25C-ST | 1.28 |
| | | 3" | 1 1/4" | | | 200 | Steel | 3" | 3 13/16" | High Temp Phenolic (475°) |
| 200 | Nylon | | | Soft Rubber | S4003-A32D-SR | 1.51 | R4003-R30D-SR | | | 1.16 |
| 200 | Steel | | | Soft Rubber Grey | S4003-A32D-SRG | 1.49 | R4003-R30D-SRG | | | 1.14 |
| 225 | Nylon | | | ProTech™ | S4003-A32D-PROF | 1.28 | R4003-R30D-PROF | | | 0.93 |
| 225 | Ball | | | ProTech™ | S4003-A32D-PROF-BB | 1.43 | R4003-R30D-PROF-BB | | | 1.08 |
| 225 | Ball | | | ProTech™ Blue | S4003-A32D-PROFB-BB | 1.43 | R4003-R30D-PROFB-BB | | | 1.08 |
| 250 | Nylon | | | Hard Rubber | S4003-A32D-HR | 1.51 | R4003-R30D-HR | | | 1.16 |
| 250 | Steel | | | Hard Rubber Grey | S4003-A32D-HRG | 1.57 | R4003-R30D-HRG | | | 1.22 |
| 250 | Steel | | | Lava™ | S4003-A32D-1 1/2LV | 1.46 | R4003-R30D-1 1/2LV | | | 1.11 |
| 250 | Steel | | | Phenolic | S4003-A32D-PH | 1.40 | R4003-R30D-PH | | | 1.05 |
| 250 | Roller | | | Phenolic | S4003-A32D-1 1/2PH-RB | 1.83 | R4003-R30D-1 1/2PH-RB | | | 1.48 |
| 250 | Plain | | | Polyolefin | S4003-A32D-PO | 1.19 | R4003-R30D-PO | | | 0.84 |
| 250 | Plain | | | Heavy Duty Polyolefin | S4003-A32D-POHD | 1.29 | R4003-R30D-POHD | | | 0.94 |
| 250 | Steel | | | RollX™ | S4003-A32D-1 1/2RX | 1.46 | R4003-R30D-1 1/2RX | | | 1.11 |
| 250 | Steel | | | Solid Steel | S4003-A32D-SS | 2.03 | R4003-R30D-SS | | | 1.68 |
| 250 | Nylon | | | Envirothane™ | S4003-A32D-U | 1.37 | R4003-R30D-U | | | 1.02 |
| 250 | Nylon | | | Envirothane™ Grey | S4003-A32D-UG | 1.37 | R4003-R30D-UG | | | 1.02 |
| 250 | Steel | | | V Groove | S4003-A32D-VG | 2.33 | R4003-R30D-VG | | | 1.98 |

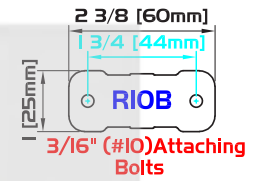
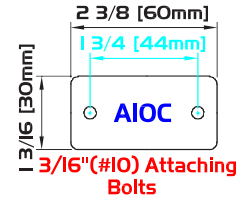
Caster Depot

SWIVEL PLATE FOR 4125: A10C
 RIGID PLATE FOR 4125: R10B
 SWIVEL PLATE FOR 4002: A19C

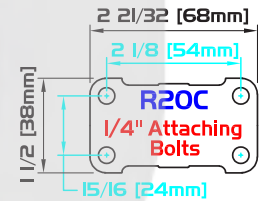
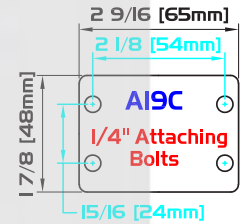
RIGID PLATE FOR 4002: R20C
 SWIVEL PLATE FOR 4025: A29D
 RIGID PLATE FOR 4025: R25C

PLATE DIAGRAMS

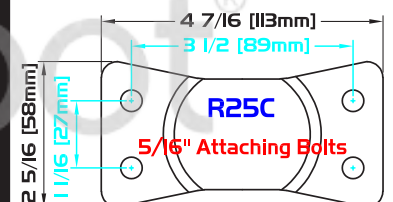
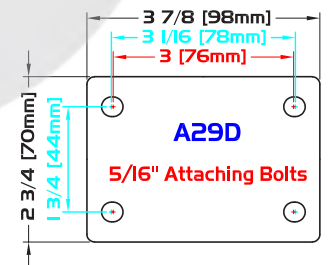
For 4125 Caster



For 4002 Caster



For 4025 Caster



| WHEEL | | CASTER | | | | PART NUMBER | | | | | |
|----------|-------------|---------------|------------------|---------------|------------------|---------------------------|--------------------|---------------------|--------------------|---------------------|--|
| Diameter | Tread Width | Capacity Lbs. | Bearing Type | Swivel Radius | Overall Height | Wheel Type | Swivel | Caster Weight (lbs) | Rigid | Caster Weight (lbs) | |
| 4" | 1 1/2" | 250 | Nylon | 3 3/8" | 5" | Soft Rubber | S4004-A41E-SR | 2.89 | R4004-R40D-SR | 2.36 | |
| | | 275 | Nylon | | | Hard Rubber | S4004-A41E-HR | 2.89 | R4004-R40D-HR | 2.36 | |
| | | 275 | Plain | | | Polyolefin | S4004-A41E-PO | 2.02 | R4004-R40D-PO | 1.50 | |
| | | 300 | Roller | | | High Temp Phenolic (475°) | S4004-A41E-HTPH-RB | 3.04 | R4004-R40D-HTPH-RB | 2.51 | |
| | | 300 | Steel | | | Lava™ | S4004-A41E-LV | 2.51 | R4004-R40D-LV | 1.98 | |
| | | 300 | Roller | | | Lava™ | S4004-A41E-LV-RB | 2.84 | R4004-R40D-LV-RB | 2.31 | |
| | | 300 | Delrin | | | Phenolic | S4004-A41E-PH-DB | 2.56 | R4004-R40D-PH-DB | 2.03 | |
| | | 300 | Roller | | | Phenolic | S4004-A41E-PH-RB | 2.74 | R4004-R40D-PH-RB | 2.21 | |
| | | 300 | Roller | | | Polyolefin | S4004-A41E-PO-RB | 2.38 | R4004-R40D-PO-RB | 1.85 | |
| | | 300 | Delrin | | | ProTech™ | S4004-A41E-PROF-DB | 2.36 | R4004-R40D-PROF-DB | 1.83 | |
| | | 300 | Roller | | | ProTech™ | S4004-A41E-PROF-RB | 2.54 | R4004-R40D-PROF-RB | 2.01 | |
| | | 300 | Steel | | | RollX™ | S4004-A41E-RX | 2.51 | R4004-R40D-RX | 1.98 | |
| | | 300 | Roller | | | RollX™ | S4004-A41E-RX-RB | 2.75 | R4004-R40D-RX-RB | 2.22 | |
| | | 300 | Delrin | | | Solid Steel | S4004-A41E-SS-DB | 4.22 | R4004-R40D-SS-DB | 3.69 | |
| | | 300 | Roller | | | Solid Steel | S4004-A41E-SS-RB | 4.40 | R4004-R40D-SS-RB | 3.87 | |
| | | 300 | Delrin | | | Envirothane™ | S4004-A41E-U-DB | 2.48 | R4004-R40D-U-DB | 1.95 | |
| | | 300 | Roller | | | Envirothane™ | S4004-A41E-U-RB | 2.66 | R4004-R40D-U-RB | 2.13 | |
| | | 300 | Delrin | | | Envirothane™ Grey | S4004-A41E-UG-DB | 2.48 | R4004-R40D-UG-DB | 1.95 | |
| | | 300 | Roller | | | Envirothane™ Grey | S4004-A41E-UG-RB | 2.66 | R4004-R40D-UG-RB | 2.13 | |
| | | 300 | Delrin | | | V Groove | S4004-A41E-VG-DB | 4.46 | R4004-R40D-VG-DB | 3.93 | |
| 300 | Roller | V Groove | S4004-A41E-VG-RB | 4.64 | R4004-R40D-VG-RB | 4.11 | | | | | |

PLATE DIAGRAMS

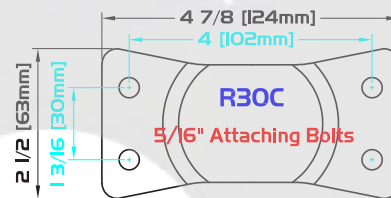
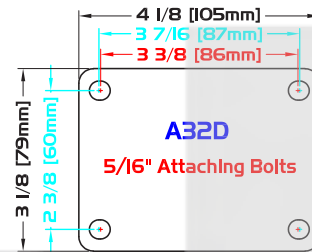
SWIVEL PLATE FOR 4003: A32D
RIGID PLATE FOR 4003: R30C

SWIVEL PLATE FOR 4004: A41E
RIGID PLATE FOR 4004: R40D

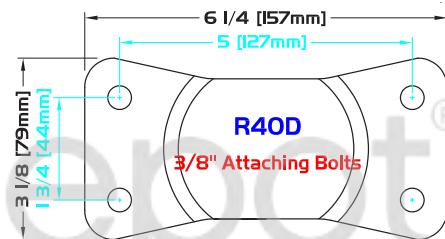
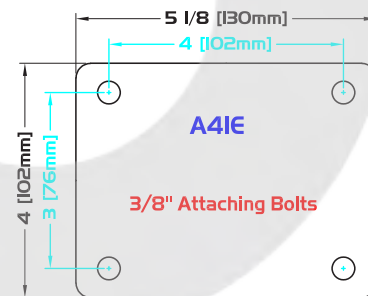
SPECIFICATIONS

| | LEG SPACING | KINGPIN | RACEWAY | AXLE | YOKE & PLATE |
|------|-------------|---------|---------|-------------|--------------|
| 4125 | 11/16" | 21/64" | 5/32" | 3/16" Rivet | Hardened |
| 4002 | 1" | 9/16" | 3/16" | 1/4" | Soft |
| 4025 | 1 7/16" | 3/4" | 7/32" | 5/16" | Soft |
| 4003 | 1 5/8" | 3/4" | 1/4" | 3/8" | Soft |
| 4004 | 2" | 7/8" | 3/8" | 3/8" | Soft |

For 4003 Caster



For 4004 Caster





5000 SERIES

350LBS
casterdepot.com



FEATURES

KINGPIN: 9/16" diameter coined rivet
RACEWAY: 1/4" diameter upper race; 1/4" diameter lower race
BUSHING: Ball, delrin, nylon, roller or steel bearing
AXLE&NUT: 3/8" diameter axle and lock nut

FINISH: Corrosion resistant bright zinc
HARDENED: Washers
SPECIAL: Wide variety of tread sizes and stems available
LEG SPACING: 1 3/4"

EXCELLENT FOR:

- Medium duty uses
- Stock trucks
- Mobile warehousing equipment
- Institutional uses
- Housekeeping & linen carts
- Material handling equipment
- Bakery equipment
- Hospital & medical equipment
- Store fixtures

OPTIONS:

- TLB Top Locking Brake
- TLB1 ALGrip
- BB Ball Bearing
- DB Delrin Bearing
- RB Roller Bearing (available in 1 1/2" tread wheels)
- C Raceway Seal
- EXP Expandable Stems
- HO Bolt Hole (for threaded stems)
- HT Heat Treated Yoke
- TG Thread Guards
- Z Zerk in Axle

FINISHES:

- 50?1 Brass
 - 50?2 Chrome
 - 50?4 Black
 - 50?5 Yellow Chromate
- Inquiries on other finishes welcome

SPECIAL:

- Moisture friendly
- Maintenance free



| WHEEL | | CASTER | | | | PART NUMBER | | | | |
|----------|-------------|-------------------|--------------|---------------|---------------------|---------------------------|---------------------|--------------------------|---------------------|---------------------|
| Diameter | Tread Width | Capacity Lbs. | Bearing Type | Swivel Radius | Overall Height | Wheel Type | Swivel | Caster Weight (lbs) | Rigid | Caster Weight (lbs) |
| 3" | 1 1/4" | 200 | Steel | 2 7/8" | 4" | High Temp Phenolic (475°) | S5033-***-HTPH | 1.40 | R5033-***-HTPH | 1.09 |
| | | 200 | Nylon | | | Soft Rubber | S5033-***-SR | 1.38 | R5033-***-SR | 1.06 |
| | | 225 | Plain | | | ProTech™ Flat | S5033-***-PROF | 1.15 | R5033-***-PROF | 0.84 |
| | | 225 | Ball | | | ProTech™ Flat | S5033-***-PROF-BB | 1.30 | R5033-***-PROF-BB | 0.98 |
| | | 225 | Ball | | | ProTech™ Flat Blue | S5033-***-PROFB-BB | 1.30 | R5033-***-PROFB-BB | 0.98 |
| | | 250 | Nylon | | | Hard Rubber | S5033-***-HR | 1.38 | R5033-***-HR | 1.06 |
| | | 250 | Steel | | | Hard Rubber Grey | S5033-***-HRG | 1.46 | R5033-***-HRG | 1.15 |
| | | 250 | Plain | | | Polyolefin | S5033-***-PO | 1.06 | R5033-***-PO | 0.74 |
| | | 250 | Nylon | | | Soft Rubber Grey | S5033-***-SRG | 1.41 | R5033-***-SRG | 1.10 |
| | | 300 | Steel | | | Steel | S5033-***-SS | 1.90 | R5033-***-SS | 1.59 |
| | | 300 | Steel | | | V Groove | S5033-***-VG | 2.20 | R5033-***-VG | 1.89 |
| | | 350 | Steel | | | Lava™ | S5033-***-1 1/2LV | 1.39 | R5033-***-1 1/2LV | 1.08 |
| | | 350 | Steel | | | Phenolic | S5033-***-PH | 1.29 | R5033-***-PH | 0.98 |
| | | 350 | Steel | | | RollX™ | S5033-***-1 1/2RX | 1.39 | R5033-***-1 1/2RX | 1.07 |
| | | 350 | Nylon | | | Envirothane™ | S5033-***-U | 1.23 | R5033-***-U | 0.92 |
| | | 350 | Nylon | | | Envirothane™ Grey | S5033-***-UG | 1.23 | R5033-***-UG | 0.92 |
| 4" | 1 1/4" | 250 | Steel | 3 5/16" | 5" | Hard Rubber | S5043-***-HR | 2.20 | R5043-***-HR | 1.51 |
| | | 250 | Steel | | | Hard Rubber Grey | S5043-***-HRG | 2.20 | R5043-***-HRG | 1.51 |
| | | 250 | Steel | | | High Temp Phenolic (475°) | S5043-***-HTPH | 2.22 | R5043-***-HTPH | 1.52 |
| | | 250 | Annular | | | Moldon Alum. Rubber | S5043-***-MAR-AB | 2.06 | R5043-***-MAR-AB | 1.36 |
| | | 250 | Nylon | | | Soft Rubber | S5043-***-SR | 2.03 | R5043-***-SR | 1.34 |
| | | 250 | Nylon | | | Soft Rubber Grey | S5043-***-SRG | 2.03 | R5043-***-SRG | 1.34 |
| | | 275 | Plain | | | Polyolefin | S5043-***-1 1/2PO | 1.54 | R5043-***-1 1/2PO | 0.84 |
| | | 275 | Plain | | | ProTech™ Flat | S5043-***-PROF | 1.68 | R5043-***-PROF | 1.00 |
| | | 275 | Ball | | | ProTech™ Flat | S5043-***-PROF-BB | 1.84 | R5043-***-PROF-BB | 1.14 |
| | | 275 | Ball | | | ProTech™ Flat Blue | S5043-***-PROFB-BB | 1.84 | R5043-***-PROFB-BB | 1.14 |
| | | 300 | Ball | | | Moldon Poly. Urethane | S5043-***-PLY-BB-TG | 1.86 | R5043-***-PLY-BB-TG | 1.16 |
| | | 300 | Steel | | | Solid Steel | S5043-***-SS | 3.21 | R5043-***-SS | 2.52 |
| | | 350 | Steel | | | Lava™ | S5043-***-1 1/2LV | 2.03 | R5043-***-1 1/2LV | 1.34 |
| | | 350 | Steel | | | Phenolic | S5043-***-PH | 2.00 | R5043-***-PH | 1.31 |
| | | 350 | Steel | | | RollX™ | S5043-***-1 1/2RX | 2.03 | R5043-***-1 1/2RX | 1.33 |
| | | 350 | Nylon | | | Envirothane™ | S5043-***-U | 1.80 | R5043-***-U | 1.11 |
| 350 | Nylon | Envirothane™ Grey | S5043-***-UG | 1.80 | R5043-***-UG | 1.11 | | | | |
| 1 3/8" | 250 | Precision | 3 5/16" | 5" | Alprene | S5043-***-APR-PB-TG | 1.90 | R5043-***-APR-PB-TG | 1.20 | |
| 1 1/2" | 275 | Precision | 3 5/16" | 5" | ProTech™ Crown - PB | S5043-***-1 1/2PRO-PB-TG | 1.91 | R5043-***-1 1/2PRO-PB-TG | 1.21 | |

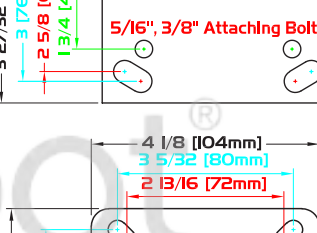
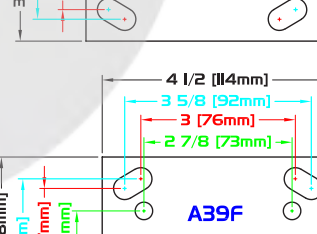
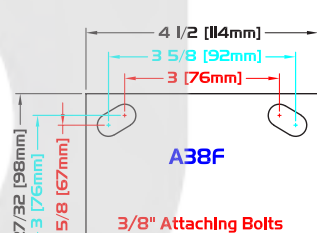
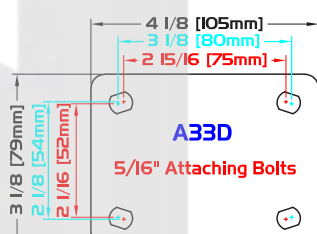
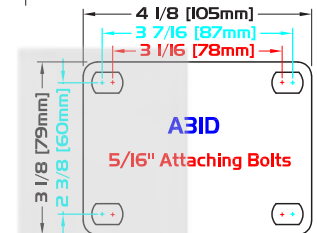
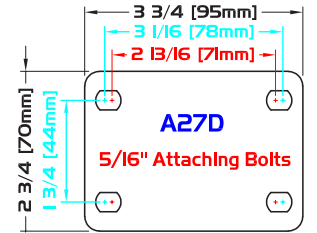
DUAL WHEEL



STANDARD PLATE: A27D

D - Plate Thickness: 3/32"

PLATE DIAGRAMS



| WHEEL | | CASTER | | PART NUMBER | | | | | | |
|----------|-------------|-------------------|------------------------|---------------------------|------------------------|---------------------------|----------------------------|---------------------|----------------------------|---------------------|
| Diameter | Tread Width | Capacity Lbs. | Bearing Type | Swivel Radius | Overall Height | Wheel Type | Swivel | Caster Weight (lbs) | Rigid | Caster Weight (lbs) |
| 5" | 1 1/4" | 250 | Nylon | 4 1/16" | 6" | Hard Rubber | S5053-***-HR | 2.67 | R5053-***-HR | 2.00 |
| | | 250 | Nylon | | | Soft Rubber | S5053-***-SR | 2.70 | R5053-***-SR | 2.04 |
| | | 250 | Nylon | | | Soft Rubber Grey | S5053-***-SRG | 2.70 | R5053-***-SRG | 2.04 |
| | | 275 | Annular | | | Moldon Alum. Rubber | S5053-***-MAR-AB | 2.44 | R5053-***-MAR-AB | 1.76 |
| | | 275 | Plain | | | Polyolefin | S5053-***-1 1/2PO | 1.90 | R5053-***-1 1/2PO | 1.23 |
| | | 275 | Nylon | | | ProTech™ Flat | S5053-***-PROF | 2.49 | R5053-***-PROF | 1.83 |
| | | 275 | Ball | | | ProTech™ Flat | S5053-***-PROF-BB | 2.10 | R5053-***-PROF-BB | 1.43 |
| | | 275 | Ball | | | ProTech™ Flat Blue | S5053-***-PROFB-BB | 2.10 | R5053-***-PROFB-BB | 1.43 |
| | | 300 | Steel | | | High Temp Phenolic (475°) | S5053-***-HTPH | 2.92 | R5053-***-HTPH | 2.26 |
| | | 300 | Ball | | | Moldon Poly. Urethane | S5053-***-PLY-BB-TG | 2.17 | R5053-***-PLY-BB-TG | 1.50 |
| | | 350 | Plain | | | Lava™ | S5053-***-1 1/2LV | 2.42 | R5053-***-1 1/2LV | 1.76 |
| | | 350 | Steel | | | Phenolic | S5053-***-PH | 2.57 | R5053-***-PH | 1.91 |
| | | 350 | Plain | | | RollX™ | S5053-***-1 1/2RX | 2.42 | R5053-***-1 1/2RX | 1.75 |
| | | 350 | Steel | | | Solid Steel | S5053-***-SS | 3.54 | R5053-***-SS | 2.88 |
| 350 | Nylon | Envirothane™ | S5053-***-U | 3.00 | R5053-***-U | 2.33 | | | | |
| 350 | Nylon | Envirothane™ Grey | S5053-***-UG | 3.00 | R5053-***-UG | 2.33 | | | | |
| 6" | 1 1/2" | 325 | Precision | 4 1/16" | 6" | ProTech™ Black Crown - PB | S5053-***-1 1/2PROBL-PB-TG | 2.13 | R5053-***-1 1/2PROBL-PB-TG | 1.47 |
| | | 350 | Roller | High Temp Phenolic (475°) | S5063-***-1 1/2HTPH-RB | 3.62 | R5063-***-1 1/2HTPH-RB | 2.94 | | |
| | | 350 | Delrin | Moldon Alum. Urethane | S5063-***-1 1/2MAU-DB | 3.00 | R5063-***-1 1/2MAU-DB | 2.32 | | |
| | | 350 | Roller | Moldon Alum. Urethane | S5063-***-1 1/2MAU-RB | 3.20 | R5063-***-1 1/2MAU-RB | 2.52 | | |
| | | 350 | Delrin | Moldon Poly. Urethane | S5063-***-1 1/2MPU-DB | 2.60 | R5063-***-1 1/2MPU-DB | 1.92 | | |
| | | 350 | Roller | Moldon Poly. Urethane | S5063-***-1 1/2MPU-RB | 2.80 | R5063-***-1 1/2MPU-RB | 2.12 | | |
| | | 350 | Delrin | Moldon Rubber | S5063-***-1 1/2MR-DB | 4.52 | R5063-***-1 1/2MR-DB | 3.84 | | |
| | | 350 | Roller | Moldon Rubber | S5063-***-1 1/2MR-RB | 4.72 | R5063-***-1 1/2MR-RB | 4.04 | | |
| | | 350 | Delrin | Nyrol™ | S5063-***-1 1/2NYN-DB | 2.74 | R5063-***-1 1/2NYN-DB | 2.06 | | |
| | | 350 | Roller | Nyrol™ | S5063-***-1 1/2NYN-RB | 2.94 | R5063-***-1 1/2NYN-RB | 2.26 | | |
| | | 350 | Delrin | Phenolic | S5063-***-1 1/2PH-DB | 2.88 | R5063-***-1 1/2PH-DB | 2.20 | | |
| | | 350 | Roller | Phenolic | S5063-***-1 1/2PH-RB | 3.08 | R5063-***-1 1/2PH-RB | 2.40 | | |
| | | 350 | Delrin | Polyolefin | S5063-***-1 1/2PO-DB | 2.50 | R5063-***-1 1/2PO-DB | 1.82 | | |
| | | 350 | Roller | Polyolefin | S5063-***-1 1/2PO-RB | 2.70 | R5063-***-1 1/2PO-RB | 2.02 | | |
| 350 | Delrin | ProTech™ Flat | S5063-***-1 1/2PROF-DB | 2.44 | R5063-***-1 1/2PROF-DB | 1.76 | | | | |
| 350 | Roller | ProTech™ Flat | S5063-***-1 1/2PROF-RB | 2.64 | R5063-***-1 1/2PROF-RB | 1.96 | | | | |
| 350 | Delrin | Solid Steel | S5063-***-1 1/2SS-DB | 5.70 | R5063-***-1 1/2SS-DB | 5.02 | | | | |
| 350 | Roller | Solid Steel | S5063-***-1 1/2SS-RB | 5.90 | R5063-***-1 1/2SS-RB | 5.22 | | | | |
| 350 | Delrin | Envirothane™ | S5063-***-1 1/2U-DB | 2.88 | R5063-***-1 1/2U-DB | 2.20 | | | | |
| 350 | Roller | Envirothane™ | S5063-***-1 1/2U-RB | 3.08 | R5063-***-1 1/2U-RB | 2.40 | | | | |
| 350 | Delrin | Envirothane™ Grey | S5063-***-1 1/2UG-DB | 2.88 | R5063-***-1 1/2UG-DB | 2.20 | | | | |
| 350 | Precision | Envirothane™ Grey | S5063-***-1 1/2UG-PB | 3.17 | R5063-***-1 1/2UG-PB | 2.49 | | | | |
| 350 | Roller | Envirothane™ Grey | S5063-***-1 1/2UG-RB | 3.08 | R5063-***-1 1/2UG-RB | 2.40 | | | | |
| 350 | Delrin | Moldon Urethane | S5063-***-1 1/2UR-DB | 4.68 | R5063-***-1 1/2UR-DB | 4.00 | | | | |
| 350 | Roller | Moldon Urethane | S5063-***-1 1/2UR-RB | 4.88 | R5063-***-1 1/2UR-RB | 4.20 | | | | |

* Caster weight based on Standard Plate

STEMS

EXPANDABLE LENGTH:
METRIC LENGTH:
THREADED LENGTH:

vary
4"
vary

ROUND LENGTH:
BOLT HOLE DIAMETER:

4"
vary



RD EXP Stem



SQ EXP Stem



Metric Stem



Threaded Stem



Round Stem

EXPANDABLE ROUND STEMS

| *** | DIAMETER | LENGTH | TYPE |
|------------|----------|--------|--------|
| 3/4RDEXP | 3/4" | 3 1/8" | Rubber |
| 7/8RDEXP | 7/8" | 3 1/8" | Rubber |
| 1RDEXP | 1" | 4 1/4" | Rubber |
| 1 1/8RDEXP | 1 1/8" | 4 1/4" | Rubber |
| 1 3/8RDEXP | 1 3/8" | 4 1/4" | Rubber |
| 1 1/2RDEXP | 1 1/2" | 4 1/4" | Rubber |

EXPANDABLE SQUARE STEMS

| *** | DIAMETER | LENGTH | TYPE |
|------------|----------|--------|--------|
| 3/4SQEXP | 3/4" | 3 1/8" | Rubber |
| 7/8SQEXP | 7/8" | 3 1/8" | Rubber |
| 1SQEXP | 1" | 4 1/4" | Rubber |
| 1 1/8SQEXP | 1 1/8" | 4 1/4" | Rubber |
| 1 3/8SQEXP | 1 3/8" | 4 1/4" | Rubber |
| 1 1/2SQEXP | 1 1/2" | 4 1/4" | Rubber |

METRIC STEMS

| *** | DIAMETER | THREAD SIZE | LENGTH |
|--------------|----------|-------------|--------|
| M12-1.75X4HO | 12mm | 1.75 | 4" |
| M14-2X4HO | 14mm | 2.0 | 4" |
| M16-2X4HO | 16mm | 2.0 | 4" |
| M18-2.5X4HO | 18mm | 2.5 | 4" |
| M20-2.5X4HO | 20mm | 2.5 | 4" |
| M22-2.5X4HO | 22mm | 2.5 | 4" |
| M24-3X4HO | 24mm | 3.0 | 4" |
| M27-3X4HO | 27mm | 3.0 | 4" |

THREADED STEMS

| *** | DIAMETER | LENGTH | TYPE |
|-------------|----------|--------|------|
| 3/8-16X?HO | 3/8" | ANY | NC |
| 3/8-24X?HO | 3/8" | ANY | NF |
| 7/16-14X?HO | 7/16" | ANY | NC |
| 7/16-20X?HO | 7/16" | ANY | NF |
| 1/2-13X?HO | 1/2" | ANY | NC |
| 1/2-20X?HO | 1/2" | ANY | NF |
| 5/8-11X?HO | 5/8" | ANY | NC |
| 5/8-18X?HO | 5/8" | ANY | NF |

ROUND STEMS

| *** | DIAMETER | LENGTH | TYPE |
|---------|----------|--------|-------|
| 750X4 | 3/4" | 4" | Plain |
| 875X4 | 7/8" | 4" | Plain |
| 1.000X4 | 1" | 4" | Plain |

BOLT HOLES

BOLT HOLES

| *** | DIAMETER |
|----------|----------|
| 3/8HOLE | 3/8" |
| 7/16HOLE | 7/16" |
| 1/2HOLE | 1/2" |
| 5/8HOLE | 5/8" |



Bolt Hole





5200 SERIES

300LBS
casterdepot.com



FEATURES

KINGPIN: 9/16" diameter coined rivet
RACEWAY: 1/4" diameter upper race; 3/16" diameter lower race; hardened steel load bearings
BUSHING: Nylon, steel or ball bearing

AXLE&NUT: 3/8" axle and lock nut
FINISH: Corrosion resistant bright zinc
SPECIAL: Metal dust cover protects swivel raceway. Moisture friendly.
LEG SPACING: 1 5/8"



EXCELLENT FOR:

- Bakery equipment
- Kitchen dollies
- Hospital and medical equipment
- Housekeeping and linen carts
- Material handling equipment

WHEEL CASTER PART NUMBER

| Diameter | Tread Width | Capacity Lbs. | Bearing Type | Swivel Radius | Overall Height | Wheel Type | Swivel | Caster Weight (lbs) | Rigid | Caster Weight (lbs) |
|----------|-------------|-------------------|----------------|---------------|----------------|---------------------------|-----------------------|---------------------|----------------------|---------------------|
| 3" | 1 1/4" | 200 | Steel | 3" | 4 1/16" | High Temp Phenolic (475°) | SS5203-A25D-HTPH | 1.79 | R5203-A25D-HTPH | 1.10 |
| | | 200 | Nylon | | | Soft Rubber | SS5203-A25D-SR | 1.79 | R5203-A25D-SR | 1.10 |
| | | 225 | Plain | | | ProTech™ Flat | SS5203-A25D-PROF | 1.56 | R5203-A25D-PROF | 0.87 |
| | | 225 | Ball | | | ProTech™ Flat | SS5203-A25D-PROF-BB | 1.71 | R5203-A25D-PROF-BB | 1.02 |
| | | 250 | Ball | | | ProTech™ Flat Blue | SS5203-A25D-PROFB-BB | 1.71 | R5203-A25D-PROFB-BB | 1.02 |
| | | 250 | Nylon | | | Hard Rubber | SS5203-A25D-HR | 1.79 | R5203-A25D-HR | 1.10 |
| | | 250 | Steel | | | Hard Rubber Grey | SS5203-A25D-HRG | 1.85 | R5203-A25D-HRG | 1.16 |
| | | 250 | Plain | | | Polyolefin | SS5203-A25D-PO | 1.47 | R5203-A25D-PO | 0.78 |
| | | 250 | Steel | | | Soft Rubber Grey | SS5203-A25D-SRG | 1.77 | R5203-A25D-SRG | 1.08 |
| | | 300 | Steel | | | Lava™ | SS5203-A25D-1 1/2LV | 1.74 | R5203-A25D-1 1/2LV | 1.05 |
| | | 300 | Steel | | | Phenolic | SS5203-A25D-PH | 1.68 | R5203-A25D-PH | 1.00 |
| | | 300 | Plain | | | RollX™ | SS5203-A25D-1 1/2RX | 1.74 | R5203-A25D-1 1/2RX | 1.05 |
| 300 | Steel | Solid Steel | SS5203-A25D-SS | 2.31 | R5203-A25D-SS | 1.62 | | | | |
| 300 | Nylon | Envirothane™ | SS5203-A25D-U | 1.65 | R5203-A25D-U | 0.96 | | | | |
| 300 | Nylon | Envirothane™ Grey | SS5203-A25D-UG | 1.65 | R5203-A25D-UG | 0.96 | | | | |
| 3 1/2" | 1 1/4" | 250 | Nylon | 3 1/4" | 4 5/8" | Hard Rubber | SS5235-A25D-HR | 2.03 | R5235-A25D-HR | 1.39 |
| | | 250 | Annular | | | Moldon Alum. Rubber | SS5235-A25D-MAR-AB | 1.96 | R5235-A25D-MAR-AB | 1.32 |
| | | 250 | Ball | | | Moldon Poly. Urethane | SS5235-A25D-PLY-BB-TG | 1.84 | R5235-A25D-PLY-BB-TG | 1.20 |
| | | 250 | Nylon | | | Soft Rubber | SS5235-A25D-SR | 1.95 | R5235-A25D-SR | 1.31 |
| | | 250 | Steel | | | Hard Rubber | SS5204-A25D-HR | 2.37 | R5204-A25D-HR | 1.61 |
| 4" | 1 1/4" | 250 | Steel | 3 1/2" | 5 1/8" | Hard Rubber Grey | SS5204-A25D-HRG | 2.37 | R5204-A25D-HRG | 1.61 |
| | | 250 | Steel | | | High Temp Phenolic (475°) | SS5204-A25D-HTPH | 2.38 | R5204-A25D-HTPH | 1.62 |
| | | 250 | Annular | | | Moldon Alum. Rubber | SS5204-A25D-MAR-AB | 2.25 | R5204-A25D-MAR-AB | 1.50 |
| | | 250 | Plain | | | Polyolefin | SS5204-A25D-1 1/2PO | 1.77 | R5204-A25D-1 1/2PO | 1.01 |
| | | 250 | Steel | | | Soft Rubber | SS5204-A25D-SR | 2.21 | R5204-A25D-SR | 1.45 |
| | | 250 | Steel | | | Soft Rubber Grey | SS5204-A25D-SRG | 2.21 | R5204-A25D-SRG | 1.45 |
| | | 275 | Plain | | | ProTech™ Flat | SS5204-A25D-PROF | 1.87 | R5204-A25D-PROF | 1.11 |
| | | 275 | Ball | | | ProTech™ Flat | SS5204-A25D-PROF-BB | 2.03 | R5204-A25D-PROF-BB | 1.27 |
| | | 275 | Ball | | | ProTech™ Flat Blue | SS5204-A25D-PROFB-BB | 2.03 | R5204-A25D-PROFB-BB | 1.27 |
| | | 300 | Steel | | | Lava™ | SS5204-A25D-1 1/2LV | 2.21 | R5204-A25D-1 1/2LV | 1.45 |
| | | 300 | Steel | | | Phenolic | SS5204-A25D-PH | 2.17 | R5204-A25D-PH | 1.41 |
| | | 300 | Ball | | | Moldon Poly. Urethane | SS5204-A25D-PLY-BB-TG | 2.05 | R5204-A25D-PLY-BB-TG | 1.29 |
| | | 300 | Plain | | | RollX™ | SS5204-A25D-1 1/2RX | 2.21 | R5204-A25D-1 1/2RX | 1.45 |
| | | 300 | Steel | | | Solid Steel | SS5204-A25D-SS | 3.40 | R5204-A25D-SS | 2.64 |
| | | 300 | Nylon | | | Envirothane™ | SS5204-A25D-U | 2.00 | R5204-A25D-U | 1.23 |
| | | 300 | Nylon | | | Envirothane™ Grey | SS5204-A25D-UG | 2.00 | R5204-A25D-UG | 1.23 |

OPTIONS:

- PWB Pedal Wheel Brake
- TLB Top Locking Brake
- BB Ball Bearing (PROF, SR, SRG, U and UG)
- RB Roller Bearing (available in 1 1/2" tread wheels)
- TG Thread Guards
- Z Zerk Axle

FINISHES:

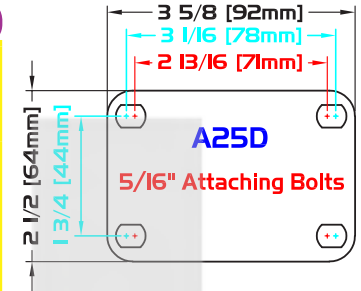
- 52?2 Chrome
 - 52?4 Black
 - 52?5 Yellow Chromate
- Inquiries on other finishes welcome

PLATE DIAGRAMS

STANDARD PLATE: **A25D**

D - Plate Thickness: 3/32"

| WHEEL | | CASTER | | | | PART NUMBER | | | | | |
|-----------|---------------|---------------|--------------|---------------|----------------|---------------------------|----------------------|---------------------|----------------------|---------------------|--|
| Diameter | Tread Width | Capacity Lbs. | Bearing Type | Swivel Radius | Overall Height | Wheel Type | Swivel | Caster Weight (lbs) | Rigid | Caster Weight (lbs) | |
| 5" | 1 1/4" | 250 | Steel | 4" | 6 3/16" | Hard Rubber | S5205-A25D-HR | 2.77 | R5205-A25D-HR | 2.07 | |
| | | 250 | Plain | | | Polyolefin | S5205-A25D-PO | 1.90 | R5205-A25D-PO | 1.20 | |
| | | 250 | Steel | | | Soft Rubber | S5205-A25D-SR | 2.69 | R5205-A25D-SR | 2.00 | |
| | | 250 | Steel | | | Soft Rubber Grey | S5205-A25D-SRG | 2.69 | R5205-A25D-SRG | 2.00 | |
| | | 275 | Annular | | | Moldon Alum. Rubber | S5205-A25D-MAR-AB | 2.52 | R5205-A25D-MAR-AB | 1.82 | |
| | | 275 | Plain | | | ProTech™ Flat | S5205-A25D-PROF | 2.01 | R5205-A25D-PROF | 1.31 | |
| | | 275 | Ball | | | ProTech™ Flat | S5205-A25D-PROF-BB | 2.18 | R5205-A25D-PROF-BB | 1.48 | |
| | | 275 | Ball | | | ProTech™ Flat Blue | S5205-A25D-PROFB-BB | 2.18 | R5205-A25D-PROFB-BB | 1.48 | |
| | | 300 | Steel | | | High Temp Phenolic (475°) | S5205-A25D-HTPH | 2.98 | R5205-A25D-HTPH | 2.28 | |
| | | 300 | Plain | | | Lava™ | S5205-A25D-1 1/2LV | 2.50 | R5205-A25D-1 1/2LV | 1.80 | |
| | | 300 | Steel | | | Phenolic | S5205-A25D-PH | 2.63 | R5205-A25D-PH | 1.93 | |
| | | 300 | Ball | | | Moldon Poly. Urethane | S5205-A25D-PLY-BB-TG | 2.25 | R5205-A25D-PLY-BB-TG | 1.55 | |
| | | 300 | Plain | | | RollX™ | S5205-A25D-1 1/2RX | 2.50 | R5205-A25D-1 1/2RX | 1.80 | |
| | | 300 | Steel | | | Solid Steel | S5205-A25D-SS | 3.62 | R5205-A25D-SS | 2.92 | |
| | | 300 | Nylon | | | Envirothane™ | S5205-A25D-U | 2.26 | R5205-A25D-U | 1.56 | |
| | | 300 | Nylon | | | Envirothane™ Grey | S5205-A25D-UG | 2.26 | R5205-A25D-UG | 1.56 | |



PWB Pedal Wheel Brake




CasterDepot®



5300 SERIES

400 LBS
casterdepot.com



FEATURES

KINGPIN: 9/16" diameter coined rivet
RACEWAY: 1/4" diameter upper & lower race hardened steel load bearings.
BUSHING: Roller bearings with drilled hardened steel spanner bushing and steel side washers.

AXLE&NUT: 3/8" axle and lock nut
FINISH: Corrosion resistant bright zinc
HARDENED: Washers
LEG SPACING: 2 1/4"
SPECIAL: Wide wheel accommodates for those heavy loads.

EXCELLENT FOR:

- Housekeeping & linen carts
- Kitchen dollies
- Bakery equipment
- Hospital & medical equipment
- Store fixtures
- Medium duty uses
- Stock trucks
- Mobile warehousing equipment
- Institutional uses



OPTIONS:

- TLB Top Locking Brake
- TG Thread Guards
- DB Delrin Bearing
- NB Nylon Roller Bearing
- PB Precision Ball Bearing
- RBC Caged Roller Bearing
- C Raceway Seal
- EXP Expandable Stems
- HO Bolt Hole (for threaded stems)
- HT Heat Treated Yoke
- SWH Heat-treated Side Washers
- Z Zerk in Axle

FINISHES:

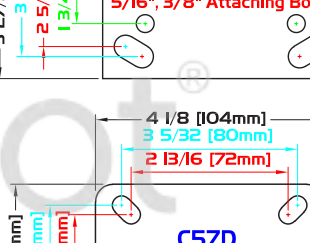
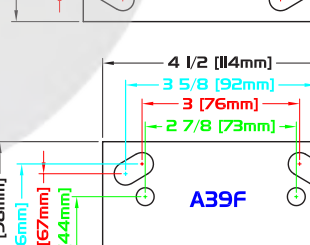
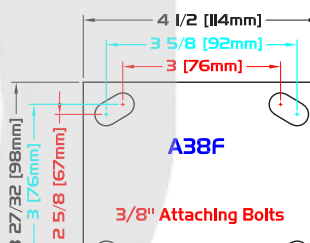
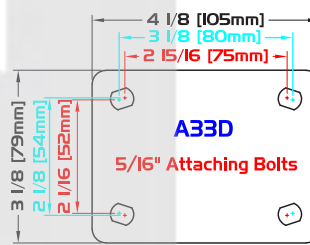
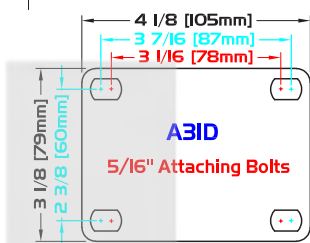
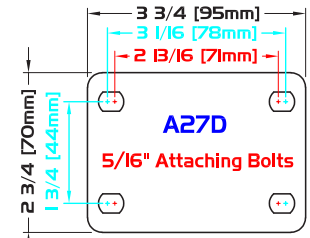
- 53?1 Brass
 - 53?2 Chrome
 - 53?4 Black
- Inquiries on other finishes welcome

| WHEEL | | CASTER | | | | PART NUMBER | | | | | |
|----------|-------------|------------------------|-----------------|---------------|-----------------|------------------------------|-------------------|---------------------|-------------------|---------------------|--|
| Diameter | Tread Width | Capacity Lbs. | Bearing Type | Swivel Radius | Overall Height | Wheel Type | Swivel | Caster Weight (lbs) | Rigid | Caster Weight (lbs) | |
| 4" | 2" | 300 | Roller | 3 3/8" | 5" | Moldon Rubber | S5343-***-MR-RB | 4.42 | R5343-***-MR-RB | 3.87 | |
| | | 300 | Roller | | | ProTech™ Crown | S5343-***-PRO-RB | 2.42 | R5343-***-PRO-RB | 1.87 | |
| | | 400 | Roller | | | ALTHANE™ | S5343-***-ALT-RB | 2.34 | R5343-***-ALT-RB | 1.79 | |
| | | 400 | Roller | | | High Temp Phenolic (475°) | S5343-***-HTPH-RB | 3.03 | R5343-***-HTPH-RB | 2.48 | |
| | | 400 | Roller | | | Lava™ | S5343-***-LV-RB | 2.35 | R5343-***-LV-RB | 1.80 | |
| | | 400 | Roller | | | Lava™-WOW | S5343-***-LVW-RB | 2.61 | R5343-***-LVW-RB | 2.06 | |
| | | 400 | Roller | | | Moldon Alum. Rubber | S5343-***-MAR-RB | 2.92 | R5343-***-MAR-RB | 2.37 | |
| | | 400 | Roller | | | Moldon Alum. Urethane | S5343-***-MAU-RB | 2.72 | R5343-***-MAU-RB | 2.17 | |
| | | 400 | Roller | | | Moldon Poly. Urethane | S5343-***-MPU-RB | 2.50 | R5343-***-MPU-RB | 1.95 | |
| | | 400 | Roller | | | Nyroll™ | S5343-***-NYN-RB | 2.50 | R5343-***-NYN-RB | 1.95 | |
| | | 400 | Roller | | | Phenolic | S5343-***-PH-RB | 2.73 | R5343-***-PH-RB | 2.18 | |
| | | 400 | Roller | | | Polyolefin | S5343-***-POX-RB | 2.14 | R5343-***-POX-RB | 1.59 | |
| | | 400 | Roller | | | RollX™ | S5343-***-RX-RB | 2.35 | R5343-***-RX-RB | 1.80 | |
| | | 400 | Roller | | | RollX™-WOW | S5343-***-RXW-RB | 2.61 | R5343-***-RXW-RB | 2.06 | |
| | | 400 | Roller | | | Solid Steel | S5343-***-SS-RB | 4.32 | R5343-***-SS-RB | 3.77 | |
| | | 400 | Roller | | | Envirothane™ | S5343-***-U-RB | 2.54 | R5343-***-U-RB | 2.00 | |
| | | 400 | Precision | | | Envirothane™ Grey - PB | S5343-***-UG-PB | 2.54 | R5343-***-UG-PB | 2.00 | |
| | | 400 | Roller | | | Envirothane™ Grey - RB | S5343-***-UG-RB | 2.54 | R5343-***-UG-RB | 2.00 | |
| 400 | Roller | Moldon Urethane | S5343-***-UR-RB | 4.02 | R5343-***-UR-RB | 3.47 | | | | | |
| 400 | Roller | V Groove | S5343-***-VG-RB | 5.34 | R5343-***-VG-RB | 4.79 | | | | | |
| 5" | 2" | 350 | Steel | 4" | 6" | Soft Rubber | S5353-***-SR | 3.43 | R5353-***-SR | 2.80 | |
| | | 350 | Roller | | | Soft Rubber | S5353-***-SR-RB | 3.65 | R5353-***-SR-RB | 3.02 | |
| | | 375 | Roller | | | Polyolefin | S5353-***-PO | 1.91 | R5353-***-PO | 1.28 | |
| | | 375 | Roller | | | ProTech™ Crown | S5353-***-PRO-RB | 2.86 | R5353-***-PRO-RB | 2.23 | |
| | | 400 | Roller | | | ALTHANE™ | S5353-***-ALT-RB | 2.72 | R5353-***-ALT-RB | 2.09 | |
| | | 400 | Roller | | | Ductile Iron Crowned | S5353-***-DIC-RB | 5.94 | R5353-***-DIC-RB | 5.31 | |
| | | 400 | Roller | | | High Temp Phenolic (475°) | S5353-***-HTPH-RB | 3.32 | R5353-***-HTPH-RB | 2.69 | |
| | | 400 | Roller | | | Lava™ | S5353-***-LV-RB | 2.66 | R5353-***-LV-RB | 2.03 | |
| | | 400 | Roller | | | Lava™-WOW | S5353-***-LVW-RB | 3.02 | R5353-***-LVW-RB | 2.39 | |
| | | 400 | Roller | | | Moldon Alum. Rubber | S5353-***-MAR-RB | 3.32 | R5353-***-MAR-RB | 2.69 | |
| | | 400 | Roller | | | Moldon Alum. Urethane | S5353-***-MAU-RB | 3.22 | R5353-***-MAU-RB | 2.59 | |
| | | 400 | Roller | | | Moldon Poly. Urethane Moldon | S5353-***-MPU-RB | 3.10 | R5353-***-MPU-RB | 2.47 | |
| | | 400 | Roller | | | Rubber | S5353-***-MR-RB | 4.54 | R5353-***-MR-RB | 3.91 | |
| | | 400 | Roller | | | Nyroll™ | S5353-***-NYN-RB | 2.96 | R5353-***-NYN-RB | 2.33 | |
| | | 400 | Roller | | | Phenolic | S5353-***-PH-RB | 3.32 | R5353-***-PH-RB | 2.69 | |
| | | 400 | Roller | | | Polyolefin | S5353-***-POX-RB | 2.37 | R5353-***-POX-RB | 1.74 | |
| | | 400 | Roller | | | RollX™ | S5353-***-RX-RB | 2.66 | R5353-***-RX-RB | 2.03 | |
| | | 400 | Roller | | | RollX™-WOW | S5353-***-RXW-RB | 3.02 | R5353-***-RXW-RB | 2.39 | |
| 400 | Roller | Solid Steel | S5353-***-SS-RB | 5.36 | R5353-***-SS-RB | 4.73 | | | | | |
| 400 | Roller | Envirothane™ | S5353-***-U-RB | 3.12 | R5353-***-U-RB | 2.49 | | | | | |
| 400 | Precision | Envirothane™ Grey - PB | S5353-***-UG-PB | 3.18 | R5353-***-UG-PB | 2.55 | | | | | |
| 400 | Roller | Envirothane™ Grey - RB | S5353-***-UG-RB | 3.12 | R5353-***-UG-RB | 2.49 | | | | | |
| 400 | Roller | Moldon Urethane | S5353-***-UR-RB | 5.16 | R5353-***-UR-RB | 4.53 | | | | | |
| 400 | Roller | V Groove | S5353-***-VG-RB | 6.38 | R5353-***-VG-RB | 5.75 | | | | | |

STANDARD PLATE: A27D

Plate Thickness: 3/32"

PLATE DIAGRAMS



WHEEL CASTER PART NUMBER

| Diameter | Tread Width | Capacity Lbs. | Bearing Type | Swivel Radius | Overall Height | Wheel Type | Swivel | Caster Weight (lbs) | Rigid | Caster Weight (lbs) |
|----------|-------------|---------------|--------------|---------------|----------------|-------------------------------|---------------------|---------------------|---------------------|---------------------|
| 6" | 2" | 400 | Roller | 4 5/8" | 7" | ALThane™ | S5363-***-ALT-RB | 3.35 | R5363-***-ALT-RB | 2.75 |
| | | 400 | Roller | | | ALThane™-WOW | S5363-***-ALTWOW-RB | 3.35 | R5363-***-ALTWOW-RB | 2.75 |
| | | 400 | Roller | | | Ductile Iron Crowned | S5363-***-DIC-RB | 7.04 | R5363-***-DIC-RB | 6.44 |
| | | 400 | Roller | | | High Temp Phenolic (475°) | S5363-***-HTPH-RB | 4.20 | R5363-***-HTPH-RB | 3.60 |
| | | 400 | Roller | | | Lava™ | S5363-***-LV-RB | 2.96 | R5363-***-LV-RB | 2.36 |
| | | 400 | Roller | | | Lava™-WOW | S5363-***-LVW-RB | 3.26 | R5363-***-LVW-RB | 2.66 |
| | | 400 | Roller | | | Moldon Alum. Rubber | S5363-***-MAR-RB | 3.92 | R5363-***-MAR-RB | 3.32 |
| | | 400 | Roller | | | Moldon Alum. Urethane | S5363-***-MAU-RB | 3.88 | R5363-***-MAU-RB | 3.28 |
| | | 400 | Roller | | | Moldon Poly. Urethane | S5363-***-MPU-RB | 3.70 | R5363-***-MPU-RB | 3.10 |
| | | 400 | Roller | | | Moldon Rubber | S5363-***-MR-RB | 5.60 | R5363-***-MR-RB | 5.00 |
| | | 400 | Roller | | | Nyroll™ | S5363-***-NYN-RB | 3.51 | R5363-***-NYN-RB | 2.91 |
| | | 400 | Roller | | | Phenolic | S5363-***-PH-RB | 4.20 | R5363-***-PH-RB | 3.60 |
| | | 400 | Roller | | | Polyolefin | S5363-***-POX-RB | 2.61 | R5363-***-POX-RB | 2.01 |
| | | 400 | Roller | | | ProTech™ Crown | S5363-***-PRO-RB | 3.24 | R5363-***-PRO-RB | 2.64 |
| | | 400 | Roller | | | ProTech™ Flat | S5363-***-PROF-RB | 3.24 | R5363-***-PROF-RB | 2.64 |
| | | 400 | Roller | | | RollX™ | S5363-***-RX-RB | 2.96 | R5363-***-RX-RB | 2.36 |
| | | 400 | Roller | | | RollX™-WOW | S5363-***-RXW-RB | 3.26 | R5363-***-RXW-RB | 2.66 |
| | | 400 | Roller | | | Solid Steel | S5363-***-SS-RB | 6.58 | R5363-***-SS-RB | 5.98 |
| | | 400 | Roller | | | Envirothane™ | S5363-***-U-RB | 3.88 | R5363-***-U-RB | 3.28 |
| | | 400 | Precision | | | Envirothane™ Grey - PB | S5363-***-UG-PB | 3.65 | R5363-***-UG-PB | 3.05 |
| | | 400 | Roller | | | Envirothane™ Grey - RB | S5363-***-UG-RB | 3.88 | R5363-***-UG-RB | 3.28 |
| | | 400 | Precision | | | Envirothane™ Grey Crowned- PB | S5363-***-UGC-PB | 3.60 | R5363-***-UGC-PB | 3.00 |
| | | 400 | Roller | | | Moldon Urethane | S5363-***-UR-RB | 6.06 | R5363-***-UR-RB | 5.46 |
| | | 400 | Roller | | | V Groove | S5363-***-VG-RB | 7.70 | R5363-***-VG-RB | 7.10 |

* Caster weight based on Standard Plate

STEMS

THREADED STEMS

| *** | DIAMETER | LENGTH | TYPE |
|------------|----------|--------|------|
| 1/2-13X4H0 | 1/2" | 4" | NC |
| 5/8-11X4H0 | 5/8" | 4" | NC |
| 3/4-10X4H0 | 3/4" | 4" | NC |
| 7/8-9X4H0 | 7/8" | 4" | NC |
| 1-8X4H0 | 1" | 4" | NC |



ROUND STEMS

| *** | DIAMETER | LENGTH | TYPE |
|-----------|----------|--------|-------|
| 500 X 4 | 1/2" | 4" | Plain |
| 625 X 4 | 5/8" | 4" | Plain |
| 750 X 4 | 3/4" | 4" | Plain |
| 875 X 4 | 7/8" | 4" | Plain |
| 1.000 X 4 | 1" | 4" | Plain |
| 1.375 X 4 | 1 3/8" | 4" | Plain |



BOLT HOLES

| *** | DIAMETER |
|----------|----------|
| 3/8HOLE | 3/8" |
| 7/16HOLE | 7/16" |
| 1/2HOLE | 1/2" |
| 5/8HOLE | 5/8" |



EXPANDABLE STEMS



See Page 60 for Expandable Stem sizes.



5400 SERIES

550 LBS
casterdepot.com



FEATURES

KINGPIN: 9/16" diameter rivet
RACEWAY: 1/4" diameter upper race; 1/4" diameter lower race (equal diameter raceway)
BUSHING: Roller bearing with drilled and hardened steel spanner bushing and side washers.

AXLE&NUT: 3/8" zerk axle and lock nut (excluding PB), 12mm axle and lock nut for 2 5/8" casters
FINISH: Corrosion resistant bright zinc
HARDENED: Yoke and washers
LEG SPACING: 1 3/4"

EXCELLENT FOR:

- Store fixtures
- Platform trucks
- Food service equipment
- Hotel equipment
- Small waste bins
- Large stock trucks
- Factory use
- Textile carts



OPTIONS:

- TLB Top Locking Brake
- TLB1 ALGrip
- TSB Thumb Screw Brake
- C Raceway Seal
- BB Ball Bearings
- DB Delrin Bearings
- EXP Expandable Stems (see 5000 series pg. 60)
- HO Bolt Hole (for threaded stems)
- NB Nylon Roller Bearings
- TG Thread Guards

FINISHES:

- 54?2 Chrome
 - 54?4 Black
- Inquiries on other finishes welcome

SPECIAL:

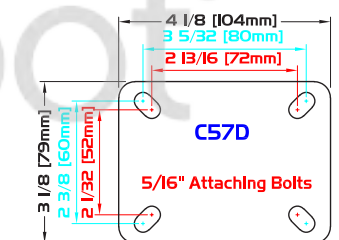
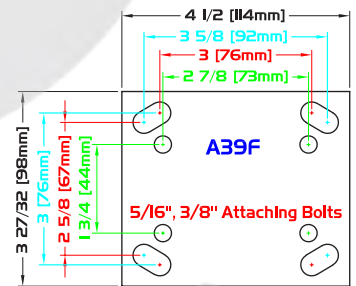
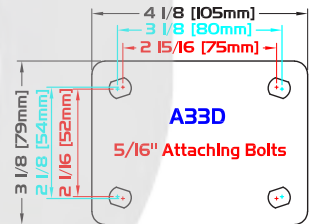
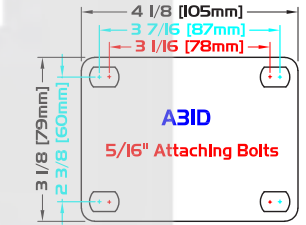
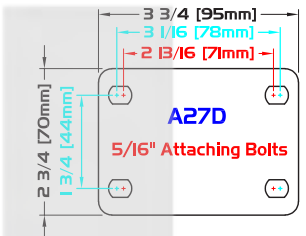
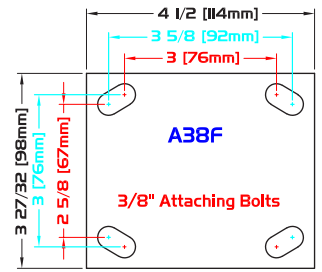
- One piece formed (Swivel)
- Moisture Friendly
- Maintenance free

| WHEEL | | CASTER | | | | PART NUMBER | | | | | | | | |
|----------|-------------|-----------------|-----------------|----------------------------|-------------------|----------------------------|-----------------------|----------------------|-----------------------|----------------------|---------------------|------|---------------------|------|
| Diameter | Tread Width | Capacity Lbs. | Bearing Type | Swivel Radius | Overall Height | Wheel Type | Swivel | Caster Weight (lbs.) | Rigid | Caster Weight (lbs.) | | | | |
| 2 5/8" | 1 1/2" | 350 | Roller | 2 9/16" | 3 11/16" | Polyolefin | S54263-***-PO-RB | 2.03 | R54263-***-PO-RB | 1.48 | | | | |
| | | 400 | Roller | | | RollX™ | S54263-***-RX-RB | 2.15 | R54263-***-RX-RB | 1.60 | | | | |
| | | 400 | Roller | | | Envirothane™ | S54263-***-U-RB | 2.09 | R54263-***-U-RB | 1.54 | | | | |
| | | 400 | Roller | | | Envirothane™ Grey - RB | S54263-***-UG-RB | 2.09 | R54263-***-UG-RB | 1.54 | | | | |
| 3" | 1 1/2" | 400 | Roller | 2 7/8" | 4 1/8" | Polyolefin | S5433-***-PO-RB | 2.35 | R5433-***-PO-RB | 1.97 | | | | |
| | | 400 | Roller | | | Envirothane™ | S5433-***-U-RB | 2.45 | R5433-***-U-RB | 2.07 | | | | |
| | | 400 | Roller | | | Envirothane™ Grey | S5433-***-UG-RB | 2.45 | R5433-***-UG-RB | 2.07 | | | | |
| | | 500 | Roller | | | Phenolic | S5433-***-PH-RB | 2.58 | R5433-***-PH-RB | 2.20 | | | | |
| | | 550 | Roller | | | Lava™ | S5433-***-LV-RB | 2.50 | R5433-***-LV-RB | 2.12 | | | | |
| | | 550 | Roller | | | RollX™ | S5433-***-RX-RB | 2.50 | R5433-***-RX-RB | 2.12 | | | | |
| | | 550 | Roller | | | V Groove | S5433-***-VG-RB | 3.72 | R5433-***-VG-RB | 3.34 | | | | |
| | | 4" | 1 1/2" | | | 250 | Roller | 3 5/16" | 5 1/8" | Moldon Rubber | S5443-***-MR-RB | 4.16 | R5443-***-MR-RB | 3.84 |
| | | | | | | 275 | Precision | | | ProTech™ Crown - PB | S5443-***-PRO-PB-TG | 2.49 | R5443-***-PRO-PB-TG | 2.17 |
| | | | | | | 325 | Roller | | | ProTech™ Flat | S5443-***-PROF-RB | 2.62 | R5443-***-PROF-RB | 2.30 |
| 400 | Roller | | | High Temp. Phenolic (475°) | S5443-***-HTPH-RB | 3.03 | R5443-***-HTPH-RB | | | 2.71 | | | | |
| 400 | Roller | | | Polyolefin | S5443-***-PO-RB | 2.46 | R5443-***-PO-RB | | | 2.15 | | | | |
| 500 | Roller | | | Moldon Poly. Urethane | S5443-***-MPU-RB | 2.66 | R5443-***-MPU-RB | | | 2.34 | | | | |
| 500 | Roller | | | Envirothane™ | S5443-***-U-RB | 2.74 | R5443-***-U-RB | | | 2.41 | | | | |
| 500 | Precision | | | Envirothane™ Grey - PB | S5443-***-UG-PB | 2.62 | R5443-***-UG-PB | | | 2.31 | | | | |
| 500 | Roller | | | Envirothane™ Grey - RB | S5443-***-UG-RB | 2.74 | R5443-***-UG-RB | | | 2.42 | | | | |
| 550 | Roller | | | Lava™ | S5443-***-LV-RB | 2.83 | R5443-***-LV-RB | | | 2.51 | | | | |
| 550 | Roller | | | Moldon Alum. Urethane | S5443-***-MAU-RB | 2.91 | R5443-***-MAU-RB | | | 2.59 | | | | |
| 550 | Roller | | | Nyroll™ | S5443-***-NYN-RB | 2.57 | R5443-***-NYN-RB | | | 2.25 | | | | |
| 550 | Roller | | | Phenolic | S5443-***-PH-RB | 2.82 | R5443-***-PH-RB | | | 2.50 | | | | |
| 550 | Roller | | | RollX™ | S5443-***-RX-RB | 2.83 | R5443-***-RX-RB | | | 2.51 | | | | |
| 550 | Roller | Solid Steel | S5443-***-SS-RB | 4.48 | R5443-***-SS-RB | 4.16 | | | | | | | | |
| 550 | Roller | Moldon Urethane | S5443-***-UR-RB | 3.78 | R5443-***-UR-RB | 3.46 | | | | | | | | |
| 550 | Roller | V Groove | S5443-***-VG-RB | 4.70 | R5443-***-VG-RB | 4.40 | | | | | | | | |
| 5" | 1 1/2" | 325 | Precision | 4 1/8" | 6 1/8" | ProTech™ Black Crown - PB | S5453-***-PROBL-PB-TG | 2.67 | R5453-***-PROBL-PB-TG | 2.33 | | | | |
| | | 350 | Roller | | | ProTech™ Flat | S5453-***-PROF-RB | 2.86 | R5453-***-PROF-RB | 2.52 | | | | |
| | | 350 | Roller | | | Moldon Rubber | S5453-***-MR-RB | 4.68 | R5453-***-MR-RB | 4.34 | | | | |
| | | 400 | Roller | | | High Temp. Phenolic (475°) | S5453-***-HTPH-RB | 3.30 | R5453-***-HTPH-RB | 2.95 | | | | |
| | | 450 | Roller | | | Polyolefin | S5453-***-PO-RB | 2.73 | R5453-***-PO-RB | 2.39 | | | | |
| | | 550 | Roller | | | Lava™ | S5453-***-LV-RB | 3.22 | R5453-***-LV-RB | 2.87 | | | | |
| | | 550 | Roller | | | Moldon Alum. Urethane | S5453-***-MAU-RB | 3.38 | R5453-***-MAU-RB | 3.04 | | | | |
| | | 550 | Roller | | | Moldon Poly. Urethane | S5453-***-MPU-RB | 3.06 | R5453-***-MPU-RB | 2.72 | | | | |
| | | 550 | Roller | | | Nyroll™ | S5453-***-NYN-RB | 2.86 | R5453-***-NYN-RB | 2.52 | | | | |
| | | 550 | Roller | | | Phenolic | S5453-***-PH-RB | 3.34 | R5453-***-PH-RB | 3.00 | | | | |
| | | 550 | Roller | | | RollX™ | S5453-***-RX-RB | 3.21 | R5453-***-RX-RB | 2.87 | | | | |
| | | 550 | Roller | | | Solid Steel | S5453-***-SS-RB | 5.22 | R5453-***-SS-RB | 4.88 | | | | |
| | | 550 | Roller | | | Envirothane™ | S5453-***-U-RB | 3.32 | R5453-***-U-RB | 2.98 | | | | |
| | | 550 | Precision | | | Envirothane™ Grey - PB | S5453-***-UG-PB | 3.20 | R5453-***-UG-PB | 2.87 | | | | |
| | | 550 | Roller | | | Envirothane™ Grey - RB | S5453-***-UG-RB | 3.32 | R5453-***-UG-RB | 2.98 | | | | |
| | | 550 | Roller | | | Moldon Urethane | S5453-***-UR-RB | 4.92 | R5453-***-UR-RB | 4.58 | | | | |

STANDARD PLATE: **A38F**

Plate Thickness: 5/32"

PLATE DIAGRAMS



WHEEL

CASTER

PART NUMBER

| Diameter | Tread Width | Capacity Lbs. | Bearing Type | Swivel Radius | Overall Height | Wheel Type | Swivel | Caster Weight (lbs) | Rigid | Caster Weight (lbs) |
|----------|-------------|---------------|--------------|---------------|----------------|----------------------------|-------------------|---------------------|-------------------|---------------------|
| 6" | 1 1/2" | 375 | Roller | 4 1/2" | 7 1/16" | ProTech™ Flat | S5463-***-PROF-RB | 3.37 | R5463-***-PROF-RB | 2.86 |
| | | 450 | Roller | | | Moldon Rubber | S5463-***-MR-RB | 5.45 | R5463-***-MR-RB | 4.94 |
| | | 500 | Roller | | | High Temp. Phenolic (475°) | S5463-***-HTPH-RB | 4.35 | R5463-***-HTPH-RB | 3.84 |
| | | 550 | Roller | | | Moldon Alum. Urethane | S5463-***-MAU-RB | 3.93 | R5463-***-MAU-RB | 3.42 |
| | | 550 | Roller | | | Moldon Poly. Urethane | S5463-***-MPU-RB | 3.53 | R5463-***-MPU-RB | 3.02 |
| | | 550 | Roller | | | Nyrol™ | S5463-***-NYN-RB | 3.67 | R5463-***-NYN-RB | 3.16 |
| | | 550 | Roller | | | Phenolic | S5463-***-PH-RB | 3.81 | R5463-***-PH-RB | 3.30 |
| | | 550 | Roller | | | Polyolefin | S5463-***-PO-RB | 3.43 | R5463-***-PO-RB | 2.92 |
| | | 550 | Roller | | | Solid Steel | S5463-***-SS-RB | 6.63 | R5463-***-SS-RB | 6.12 |
| | | 550 | Roller | | | Envirothane™ | S5463-***-U-RB | 3.81 | R5463-***-U-RB | 3.30 |
| | | 550 | Precision | | | Envirothane™ Grey - PB | S5463-***-UG-PB | 3.85 | R5463-***-UG-PB | 3.37 |
| | | 550 | Roller | | | Envirothane™ Grey - RB | S5463-***-UG-RB | 3.81 | R5463-***-UG-RB | 3.30 |
| | | 550 | Roller | | | Moldon Urethane | S5463-***-UR-RB | 5.61 | R5463-***-UR-RB | 5.10 |

* Caster weight based on Standard Plate

STEMS

THREADED STEMS

| *** | DIAMETER | LENGTH | TYPE |
|-------------|----------|--------|------|
| 3/8-16X?HO | 3/8" | ANY | NC |
| 3/8-24X?HO | 3/8" | ANY | NF |
| 7/16-14X?HO | 7/16" | ANY | NC |
| 7/16-20X?HO | 7/16" | ANY | NF |
| 1/2-13X?HO | 1/2" | ANY | NC |
| 1/2-20X?HO | 1/2" | ANY | NF |
| 5/8-11X?HO | 5/8" | ANY | NC |
| 5/8-18X?HO | 5/8" | ANY | NF |



Threaded Stem

METRIC STEMS

| *** | DIAMETER | THREAD SIZE | LENGTH |
|--------------|----------|-------------|--------|
| M12-1.75X4HO | 12mm | 1.75 | 4" |
| M14-2X4HO | 14mm | 2.0 | 4" |
| M16-2X4HO | 16mm | 2.0 | 4" |
| M18-2.5X4HO | 18mm | 2.5 | 4" |
| M20-2.5X4HO | 20mm | 2.5 | 4" |
| M22-2.5X4HO | 22mm | 2.5 | 4" |
| M24-3X4HO | 24mm | 3.0 | 4" |
| M27-3X4HO | 27mm | 3.0 | 4" |



Metric Stem

ROUND STEMS

| *** | DIAMETER | LENGTH | TYPE |
|-----------|----------|--------|-------|
| 750 X 4 | 3/4" | 4" | Plain |
| 875 X 4 | 7/8" | 4" | Plain |
| 1.000 X 4 | 1" | 4" | Plain |



Round Stem

BOLT HOLES

BOLT HOLES

| *** | DIAMETER |
|----------|----------|
| 3/8HOLE | 3/8" |
| 7/16HOLE | 7/16" |
| 1/2HOLE | 1/2" |
| 5/8HOLE | 5/8" |



Bolt Hole



6400 SERIES

Special stems & plates available (see 6403 series)

675LBS

casterdepot.com



FEATURES

KINGPIN: 9/16" diameter nut and bolt coined
RACEWAY: 5/16" diameter upper race; 1/4" diameter lower race; hardened steel load bearings
BUSHING: Roller bearings with drilled hardened steel spanner bushing and plastic side washers

AXLE&NUT: 1/2" zerk axle and lock nut (except with PB)
FINISH: Corrosion resistant bright zinc
LUBRICATION: Grease nipple in lower race
HARDENED: Work hardened double ball race
LEG SPACING: 2"

EXCELLENT FOR:

- Medium duty platform trucks
- Small Garbage bins
- Food service equipment
- Hotel
- Large stock carts



OPTIONS:

- SLB Side Locking Brake
- TLB Top Locking Brake
- TLB1 ALGrip
- TSB Thumb Screw Brake
- BB Ball Bearing
- BR Bronze Bearing
- DB Delrin Bearing
- NB Nylon Roller Bearing
- PB Precision Ball Bearing
- RBC Caged Roller Bearing
- C Raceway Seal
- DW Double Welding
- SSW Steel Side Washer
- SWH Heat-treated Side Washer
- TG Thread Guards
- Z Zerk in Wheel

WHEEL CASTER PART NUMBER

| Diameter | Tread Width | Capacity Lbs. | Bearing Type | Swivel Radius | Overall Height | Wheel Type | Swivel | Caster Weight (lbs) | Rigid | Caster Weight (lbs) |
|----------|-------------|---------------|------------------|---------------|------------------|---------------------------|--------------------|---------------------|--------------------|---------------------|
| 4" | 1 1/2" | 250 | Roller | 3 9/16" | 5 5/8" | Moldon Rubber | S6404-A38H-MR-RB | 5.67 | R6404-A38H-MR-RB | 4.57 |
| | | 325 | Roller | | | ProTech™ Flat | S6404-A38H-PROF-RB | 4.13 | R6404-A38H-PROF-RB | 3.03 |
| | | 400 | Roller | | | Polyolefin | S6404-A38H-PO-RB | 3.97 | R6404-A38H-PO-RB | 2.87 |
| | | 400 | Roller | | | High Temp Phenolic (475°) | S6404-A38H-HTPH-RB | 4.64 | R6404-A38H-HTPH-RB | 3.54 |
| | | 500 | Roller | | | Moldon Poly. Urethane | S6404-A38H-MPU-RB | 4.17 | R6404-A38H-MPU-RB | 3.07 |
| | | 500 | Roller | | | Envirothane™ | S6404-A38H-U-RB | 4.25 | R6404-A38H-U-RB | 3.15 |
| | | 500 | Roller | | | Envirothane™ Grey - RB | S6404-A38H-UG-RB | 4.25 | R6404-A38H-UG-RB | 3.15 |
| | | 600 | Roller | | | Nyroll™ | S6404-A38H-NYN-RB | 4.13 | R6404-A38H-NYN-RB | 3.03 |
| | | 600 | Roller | | | Phenolic | S6404-A38H-PH-RB | 4.33 | R6404-A38H-PH-RB | 3.23 |
| | | 600 | Roller | | | Solid Steel | S6404-A38H-SS-RB | 6.00 | R6404-A38H-SS-RB | 4.89 |
| | | 600 | Roller | | | Moldon Urethane | S6404-A38H-UR-RB | 5.29 | R6404-A38H-UR-RB | 4.19 |
| | | 600 | Roller | | | V Groove | S6404-A38H-VG-RB | 6.23 | R6404-A38H-VG-RB | 5.13 |
| | | 675 | Roller | | | Moldon Alum. Urethane | S6404-A38H-MAU-RB | 4.42 | R6404-A38H-MAU-RB | 3.32 |
| | | 675 | Roller | | | Lava™ | S6404-A38H-LV-RB | 4.44 | R6404-A38H-LV-RB | 3.34 |
| 675 | Roller | RollX™ | S6404-A38H-RX-RB | 4.34 | R6404-A38H-RX-RB | 3.24 | | | | |
| 5" | 1 1/2" | 325 | Roller | 4 1/4" | 6 1/2" | ProTech™ Flat | S6405-A38H-PROF-RB | 4.27 | R6405-A38H-PROF-RB | 3.19 |
| | | 350 | Roller | | | Moldon Rubber | S6405-A38H-MR-RB | 6.09 | R6405-A38H-MR-RB | 5.01 |
| | | 400 | Roller | | | High Temp Phenolic (475°) | S6405-A38H-HTPH-RB | 4.80 | R6405-A38H-HTPH-RB | 3.72 |
| | | 450 | Roller | | | Polyolefin | S6405-A38H-PO-RB | 4.13 | R6405-A38H-PO-RB | 3.05 |
| | | 600 | Roller | | | Moldon Poly. Urethane | S6405-A38H-MPU-RB | 4.47 | R6405-A38H-MPU-RB | 3.39 |
| | | 600 | Roller | | | Nyroll™ | S6405-A38H-NYN-RB | 4.34 | R6405-A38H-NYN-RB | 3.26 |
| | | 600 | Roller | | | Phenolic | S6405-A38H-PH-RB | 4.75 | R6405-A38H-PH-RB | 3.67 |
| | | 600 | Roller | | | Solid Steel | S6405-A38H-SS-RB | 6.63 | R6405-A38H-SS-RB | 5.55 |
| | | 600 | Roller | | | Envirothane™ | S6405-A38H-U-RB | 4.73 | R6405-A38H-U-RB | 3.65 |
| | | 600 | Roller | | | Envirothane™ Grey - RB | S6405-A38H-UG-RB | 4.73 | R6405-A38H-UG-RB | 3.65 |
| | | 675 | Roller | | | Moldon Alum. Urethane | S6405-A38H-MAU-RB | 4.79 | R6405-A38H-MAU-RB | 3.71 |
| | | 675 | Roller | | | Lava™ | S6405-A38H-LV-RB | 4.72 | R6405-A38H-LV-RB | 3.64 |
| | | 675 | Roller | | | RollX™ | S6405-A38H-RX-RB | 4.62 | R6405-A38H-RX-RB | 3.54 |
| | | 675 | Roller | | | Moldon Urethane | S6405-A38H-UR-RB | 6.33 | R6405-A38H-UR-RB | 5.25 |

SPECIAL:

Special stems and plates available (see 6403 series)

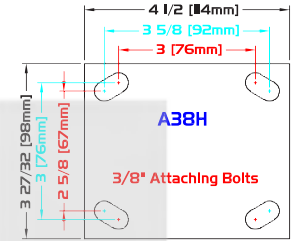
CasterDepot®

PLATE DIAGRAMS

STANDARD PLATE: **A38H**

Plate Thickness: 1/4"

| WHEEL | | CASTER | | | PART NUMBER | | | | | |
|----------|-------------|---------------|--------------|---------------|----------------|---------------------------|--------------------|---------------------|--------------------|---------------------|
| Diameter | Tread Width | Capacity Lbs. | Bearing Type | Swivel Radius | Overall Height | Wheel Type | Swivel | Caster Weight (lbs) | Rigid | Caster Weight (lbs) |
| 6" | 1 1/2" | 375 | Roller | 5" | 7 1/2" | ProTech™ Flat | S6406-A38H-PROF-RB | 4.71 | R6406-A38H-PROF-RB | 3.65 |
| | | 450 | Roller | | | Maldon Rubber | S6406-A38H-MR-RB | 6.80 | R6406-A38H-MR-RB | 5.73 |
| | | 500 | Roller | | | High Temp Phenolic (475°) | S6406-A38H-HTPH-RB | 5.79 | R6406-A38H-HTPH-RB | 4.73 |
| | | 550 | Roller | | | Polyolefin | S6406-A38H-PO-RB | 4.77 | R6406-A38H-PO-RB | 3.71 |
| | | 675 | Roller | | | Maldon Alum. Urethane | S6406-A38H-MAU-RB | 5.27 | R6406-A38H-MAU-RB | 4.21 |
| | | 675 | Roller | | | Maldon Poly. Urethane | S6406-A38H-MPU-RB | 4.87 | R6406-A38H-MPU-RB | 3.81 |
| | | 675 | Roller | | | Nyroll™ | S6406-A38H-NYN-RB | 5.01 | R6406-A38H-NYN-RB | 3.95 |
| | | 675 | Roller | | | Phenolic | S6406-A38H-PH-RB | 5.15 | R6406-A38H-PH-RB | 4.09 |
| | | 675 | Roller | | | Solid Steel | S6406-A38H-SS-RB | 7.97 | R6406-A38H-SS-RB | 6.91 |
| | | 675 | Roller | | | Envirothane™ | S6406-A38H-U-RB | 5.15 | R6406-A38H-U-RB | 4.10 |
| | | 675 | Precision | | | Envirothane™ Grey - PB | S6406-A38H-UG-PB | 5.21 | R6406-A38H-UG-PB | 4.15 |
| | | 675 | Roller | | | Envirothane™ Grey - RB | S6406-A38H-UG-RB | 5.15 | R6406-A38H-UG-RB | 4.10 |
| | | 675 | Roller | | | Maldon Urethane | S6406-A38H-UR-RB | 6.95 | R6406-A38H-UR-RB | 5.89 |



* Caster weight based on Standard Plate



6403 SERIES

675LBS
casterdepot.com

FEATURES

KINGPIN: 5/8" diameter nut and bolt coined
RACEWAY: 5/16" diameter upper race; 1/4" diameter lower race; hardened steel load bearings
BUSHING: Roller bearings with drilled hardened steel spanner bushing and plastic side washers

AXLE&NUT: 1/2" zerk axle and lock nut (except with PB)
FINISH: Corrosion resistant bright zinc
LUBRICATION: Grease nipple in lower race
HARDENED: Work hardened double ball race
LEG SPACING: 2"



EXCELLENT FOR:

- Medium duty platform trucks
- Small Garbage bins
- Food service equipment
- Hotel
- Large stock carts



OPTIONS:

- SLB Side Locking Brake
- TLB Top Locking Brake (TLB, TLB1 & TLB2 not available with the 3" wheel)
- TLB1 ALGrip
- TLB2 Top Locking Brake w/extra large pedal
- TSB Thumb Screw Brake
- 1PSL 1 Position Swivel Lock
- 2PSL 2 Position Swivel Lock
- 3PSL 3 Position Swivel Lock
- 4PSL 4 Position Swivel Lock without wings (welded)
- 4PSLN 4 position Swivel Lock with wings (demountable)
- BB Ball Bearing
- BR Bronze Bearing
- DB Delrin Bearing
- NB Nylon Roller Bearing
- PB Precision Ball Bearing
- RBC Caged Roller Bearing
- C Raceway Seal
- DW Double Welding
- EXP Expandable stems
- OH Special Overall Height
- SSW Steel Side Washers
- SWH Heat-treated Side Washers
- TG Thread Guards
- Z Zerk in Wheel

SPECIAL:

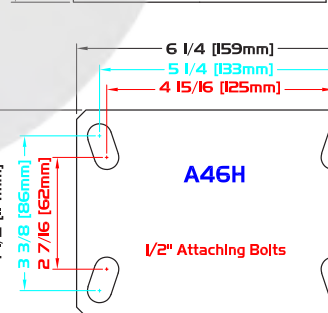
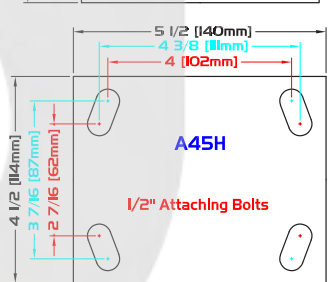
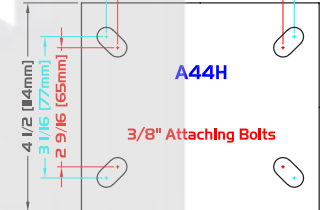
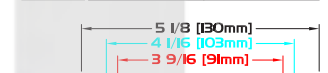
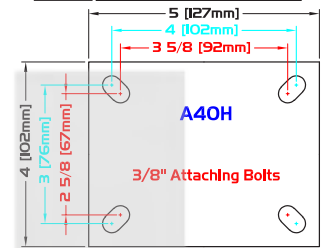
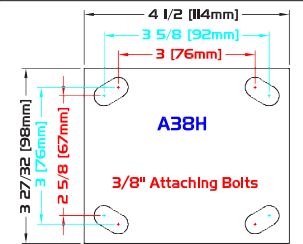
Large standard top plate. Excellent weight capacity range for medium duty welded caster. Rugged yet economical.

| WHEEL | | CASTER | | | | PART NUMBER | | | | | |
|----------|-------------|---------------|-----------------|---------------------------|-------------------|---------------------------|-------------------|---------------------|-------------------|---------------------|-----------------|
| Diameter | Tread Width | Capacity Lbs. | Bearing Type | Swivel Radius | Overall Height | Wheel Type | Swivel | Caster Weight (lbs) | Rigid | Caster Weight (lbs) | |
| 3" | 1 1/2" | 400 | Roller | 3" | 4 3/4" | Polyolefin | S6433-***-PO-RB | 3.79 | R6433-***-PO-RB | 2.86 | |
| | | 400 | Roller | | | Envirothane™ | S6433-***-U-RB | 3.89 | R6433-***-U-RB | 2.96 | |
| | | 400 | Roller | | | Envirothane™ Grey - RB | S6433-***-UG-RB | 3.89 | R6433-***-UG-RB | 2.96 | |
| | | 500 | Roller | | | Phenolic | S6433-***-PH-RB | 4.02 | R6433-***-PH-RB | 3.09 | |
| | | 600 | Roller | | | Lava™ | S6433-***-LV-RB | 4.03 | R6433-***-LV-RB | 3.11 | |
| | | 600 | Roller | | | RollX™ | S6433-***-RX-RB | 3.94 | R6433-***-RX-RB | 3.01 | |
| | | 600 | Roller | | | V Groove | S6433-***-VG-RB | 5.16 | R6433-***-VG-RB | 4.23 | |
| | | 4" | 1 1/2" | | | 250 | Roller | 3 9/16" | 5 5/8" | Moldon Rubber | S6443-***-MR-RB |
| 325 | Roller | | | ProTech™ Flat | S6443-***-PROF-RB | 4.13 | R6443-***-PROF-RB | | | 3.11 | |
| 400 | Roller | | | High Temp Phenolic (475°) | S6443-***-HTPH-RB | 4.63 | R6443-***-HTPH-RB | | | 3.62 | |
| 400 | Roller | | | Polyolefin | S6443-***-PO-RB | 3.97 | R6443-***-PO-RB | | | 2.95 | |
| 500 | Roller | | | Moldon Poly. Urethane | S6443-***-MPU-RB | 4.17 | R6443-***-MPU-RB | | | 3.15 | |
| 500 | Roller | | | Envirothane™ | S6443-***-U-RB | 4.25 | R6443-***-U-RB | | | 3.23 | |
| 500 | Roller | | | Envirothane™ Grey - RB | S6443-***-UG-RB | 4.25 | R6443-***-UG-RB | | | 3.23 | |
| 600 | Roller | | | Nyroll™ | S6443-***-NYN-RB | 4.13 | R6443-***-NYN-RB | | | 3.11 | |
| 600 | Roller | | | Phenolic | S6443-***-PH-RB | 4.33 | R6443-***-PH-RB | | | 3.31 | |
| 600 | Roller | | | Solid Steel | S6443-***-SS-RB | 6.00 | R6443-***-SS-RB | | | 4.97 | |
| 600 | Roller | | | Moldon Urethane | S6443-***-UR-RB | 5.29 | R6443-***-UR-RB | | | 4.27 | |
| 600 | Roller | | | V Groove | S6443-***-VG-RB | 6.23 | R6443-***-VG-RB | | | 5.21 | |
| 675 | Roller | | | Lava™ | S6443-***-LV-RB | 4.43 | R6443-***-LV-RB | | | 3.42 | |
| 675 | Roller | | | Moldon Alum. Urethane | S6443-***-MAU-RB | 4.42 | R6443-***-MAU-RB | | | 3.40 | |
| 675 | Roller | RollX™ | S6443-***-RX-RB | 4.34 | R6443-***-RX-RB | 3.32 | | | | | |
| 5" | 1 1/2" | 325 | Roller | 4 1/4" | 6 1/2" | ProTech™ Flat | S6453-***-PROF-RB | 4.35 | R6453-***-PROF-RB | 3.39 | |
| | | 350 | Roller | | | Moldon Rubber | S6453-***-MR-RB | 6.17 | R6453-***-MR-RB | 5.21 | |
| | | 400 | Roller | | | High Temp Phenolic (475°) | S6453-***-HTPH-RB | 4.87 | R6453-***-HTPH-RB | 3.92 | |
| | | 450 | Roller | | | Polyolefin | S6453-***-PO-RB | 4.21 | R6453-***-PO-RB | 3.25 | |
| | | 600 | Roller | | | Moldon Poly. Urethane | S6453-***-MPU-RB | 4.55 | R6453-***-MPU-RB | 3.59 | |
| | | 600 | Roller | | | Nyroll™ | S6453-***-NYN-RB | 4.42 | R6453-***-NYN-RB | 3.46 | |
| | | 600 | Roller | | | Phenolic | S6453-***-PH-RB | 4.83 | R6453-***-PH-RB | 3.87 | |
| | | 600 | Roller | | | Solid Steel | S6453-***-SS-RB | 6.71 | R6453-***-SS-RB | 5.75 | |
| | | 600 | Roller | | | Envirothane™ | S6453-***-U-RB | 4.81 | R6453-***-U-RB | 3.85 | |
| | | 600 | Roller | | | Envirothane™ Grey - RB | S6453-***-UG-RB | 4.81 | R6453-***-UG-RB | 3.85 | |
| | | 675 | Roller | | | Lava™ | S6453-***-LV-RB | 4.79 | R6453-***-LV-RB | 3.84 | |
| | | 675 | Roller | | | Moldon Alum. Urethane | S6453-***-MAU-RB | 4.87 | R6453-***-MAU-RB | 3.91 | |
| | | 675 | Roller | | | RollX™ | S6453-***-RX-RB | 4.70 | R6453-***-RX-RB | 3.74 | |
| | | 675 | Roller | | | Moldon Urethane | S6453-***-UR-RB | 6.41 | R6453-***-UR-RB | 5.45 | |

STANDARD PLATE: A38H

Plate Thickness: 1/4"

PLATE DIAGRAMS



| WHEEL | | CASTER | | PART NUMBER | | | | | | |
|----------|-------------|---------------|--------------|---------------|----------------|---------------------------|-------------------|---------------------|-------------------|---------------------|
| Diameter | Tread Width | Capacity Lbs. | Bearing Type | Swivel Radius | Overall Height | Wheel Type | Swivel | Caster Weight (lbs) | Rigid | Caster Weight (lbs) |
| 6" | 1 1/2" | 375 | Roller | 5" | 7 1/2" | ProTech™ Flat | S6463-***-PROF-RB | 4.83 | R6463-***-PROF-RB | 3.91 |
| | | 450 | Roller | | | Moldon Rubber | S6463-***-MR-RB | 6.91 | R6463-***-MR-RB | 6.00 |
| | | 500 | Roller | | | High Temp Phenolic (475°) | S6463-***-HTPH-RB | 5.90 | R6463-***-HTPH-RB | 5.00 |
| | | 550 | Roller | | | Polyolefin | S6463-***-PO-RB | 4.89 | R6463-***-PO-RB | 3.97 |
| | | 675 | Roller | | | Moldon Alum. Urethane | S6463-***-MAU-RB | 5.39 | R6463-***-MAU-RB | 4.47 |
| | | 675 | Roller | | | Moldon Poly. Urethane | S6463-***-MPU-RB | 5.00 | R6463-***-MPU-RB | 4.07 |
| | | 675 | Roller | | | Nyroll™ | S6463-***-NYN-RB | 5.13 | R6463-***-NYN-RB | 4.21 |
| | | 675 | Roller | | | Phenolic | S6463-***-PH-RB | 5.27 | R6463-***-PH-RB | 4.35 |
| | | 675 | Roller | | | Solid Steel | S6463-***-SS-RB | 8.09 | R6463-***-SS-RB | 7.17 |
| | | 675 | Roller | | | Envirothane™ | S6463-***-U-RB | 5.27 | R6463-***-U-RB | 4.35 |
| | | 675 | Precision | | | Envirothane™ Grey - PB | S6463-***-UG-PB | 5.33 | R6463-***-UG-PB | 4.41 |
| | | 675 | Roller | | | Envirothane™ Grey - RB | S6463-***-UG-RB | 5.27 | R6463-***-UG-RB | 4.35 |
| | | 675 | Roller | | | Moldon Urethane | S6463-***-UR-RB | 7.07 | R6463-***-UR-RB | 6.15 |

* Caster weight based on Standard Plate

STEMS

THREADED STEMS

| *** | DIAMETER | LENGTH | TYPE |
|------------|----------|--------|------|
| 1/2-13X4H0 | 1/2" | 4" | NC |
| 5/8-11X4 | 5/8" | 4" | NC |
| 3/4-10X4 | 3/4" | 4" | NC |
| 7/8-9X4 | 7/8" | 4" | NC |
| 1-8X4 | 1" | 4" | NC |



ROUND STEMS

| *** | DIAMETER | LENGTH | TYPE |
|-----------|----------|--------|-------|
| 500 X 4 | 1/2" | 4" | Plain |
| 625 X 4 | 5/8" | 4" | Plain |
| 750 X 4 | 3/4" | 4" | Plain |
| 875 X 4 | 7/8" | 4" | Plain |
| 1.000 X 4 | 1" | 4" | Plain |
| 1.375 X 4 | 1 3/8" | 4" | Plain |



METRIC STEMS

| *** | DIAMETER | THREAD SIZE | LENGTH |
|------------|----------|-------------|--------|
| M12-1.75X4 | 12mm | 1.75 | 4" |
| M14-2X4 | 14mm | 2.0 | 4" |
| M16-2X4 | 16mm | 2.0 | 4" |
| M18-2.5X4 | 18mm | 2.5 | 4" |
| M20-2.5X4 | 20mm | 2.5 | 4" |
| M22-2.5X4 | 22mm | 2.5 | 4" |
| M24-3X4 | 24mm | 3.0 | 4" |
| M27-3X4 | 27mm | 3.0 | 4" |





EMAXX™ SERIES

900 LBS
casterdepot.com



FEATURES

KINGPIN: 3/4" diameter heavy duty kingpin
RACEWAY: 5/16" diameter upper and lower hardened steel load bearings
BUSHING: Roller bearings with drilled hardened steel spanner bushing and plastic side washers

AXLE&NUT: 1/2" zerk axle and lock nut (except with PB)
FINISH: Corrosion resistant bright zinc
LUBRICATION: Grease nipple in swivel raceway
HARDENED: Washers
LEG SPACING: 2 1/2"

EXCELLENT FOR:

- Stock carts
- Platform trucks
- Heavy service equipment
- Garbage bins
- Wire shelving units
- Factory use
- Rugged, yet economical



ALTHANE™ ALTHANE™ WOW BALLOON CUSHION DUCTILE IRON CROWNED FLAT FREE FREEDOM™ MOLDON ALUM. RUBBER MOLDON ALUM. URETHANE MOLDON POLY. URETHANE MOLDON RUBBER MOLDON URETHANE CROWNED MOLDON URETHANE NYROLL™ PHENOLIC (HTPH) POLYOLEFIN (POX) PROTECH™ PROTECH™ FLAT ROLLX™ LAVAT™ ROLLX™ WOW LAVAT™ WOW SEMI STEEL SOLID STEEL ENVIROTHANE™ ENVIROTHANE™ GREY CROWNED ENVIROTHANE™ GREY V GROOVE

OPTIONS:

- ALK A Locking Brake (wheel & swivel)
- ASK A Locking Brake (swivel only)
- AWK A Locking Brake (wheel only)
- iLK Directional and Wheel iLock
- iLKW Wheel Only iLock
- iLKS Swivel Only iLock
- iLK4 4 Position Swivel and Wheel iLock
- PWB Pedal Wheel Brake
- SLB Side Locking Brake (Rigid only) (not avail. w/ A38F plate)
- TLB1 Top Locking Brake (Swivel & Rigid) (not avail. w/ A38F plate)
- TLB2 Top Locking Brake (Swivel & Rigid) (not avail. w/ A38F plate)
- TG Thread Guards
- 1PSL 1 Position Swivel Lock
- 2PSL 2 Position Swivel Lock
- 3PSL 3 Position Swivel Lock
- 4PSL 4 Position Swivel Lock
- BB Ball Bearing
- DB Delrin Bearing
- NB Nylon Roller Bearing
- PB Precision Ball Bearing
- RBC Caged Roller Bearing
- C Raceway Seal
- DT Mounting Plates, Drilled and Tapped
- EXP Expandable stems
- SSW Steel Side Washers
- SWH Heat-treated Side Washers
- Z Zerk in Wheel

FINISHES:

- E6522 Chrome
- E6524I Black Ionic
- Inquiries on other finishes welcome

SPECIAL:

- One formed piece. No welding.
- Many special stems available.
- Custom plates & bolt hole spacing available
- Virtually maintenance free.

WHEEL

CASTER

PART NUMBER

| Diameter | Tread Width | Capacity Lbs. | Bearing Type | Swivel Radius | Overall Height | Wheel Type | Swivel | Caster Weight (lbs) | Rigid | Caster Weight (lbs) |
|----------|-------------|-----------------|-------------------|---------------|-------------------|---------------------------|--------------------|---------------------|--------------------|---------------------|
| 4" | 2" | 300 | Roller | 3 3/4" | 5 5/8" | Moldon Rubber | SE6543-***-MR-RB | 6.79 | RE6543-***-MR-RB | 4.61 |
| | | 300 | Roller | | | ProTech™ Crown | SE6543-***-PRO-RB | 4.79 | RE6543-***-PRO-RB | 2.61 |
| | | 400 | Roller | | | Moldon Alum. Rubber | SE6543-***-MAR-RB | 5.29 | RE6543-***-MAR-RB | 3.11 |
| | | 550 | Roller | | | Polyolefin | SE6543-***-POX-RB | 4.51 | RE6543-***-POX-RB | 2.33 |
| | | 600 | Roller | | | High Temp Phenolic (475°) | SE6543-***-HTPH-RB | 5.49 | RE6543-***-HTPH-RB | 3.31 |
| | | 650 | Roller | | | Envirothane™ | SE6543-***-U-RB | 4.91 | RE6543-***-U-RB | 2.73 |
| | | 650 | Precision | | | Envirothane™ Grey - PB | SE6543-***-UG-PB | 4.90 | RE6543-***-UG-PB | 2.72 |
| | | 650 | Roller | | | Envirothane™ Grey - RB | SE6543-***-UG-RB | 4.91 | RE6543-***-UG-RB | 2.73 |
| | | 700 | Roller | | | Moldon Poly. Urethane | SE6543-***-MPU-RB | 4.87 | RE6543-***-MPU-RB | 2.69 |
| | | 700 | Roller | | | Solid Steel | SE6543-***-SS-RB | 6.69 | RE6543-***-SS-RB | 4.51 |
| | | 700 | Roller | | | Moldon Urethane Crown | SE6543-***-URC-RB | 6.45 | RE6543-***-URC-RB | 4.33 |
| | | 750 | Roller | | | ALTHane™ | SE6543-***-ALT-RB | 4.71 | RE6543-***-ALT-RB | 2.53 |
| | | 750 | Precision | | | Freedom™ | SE6543-***-FDM-PB | 5.04 | RE6543-***-FDM-PB | 2.92 |
| | | 800 | Roller | | | Lava™ | SE6543-***-LV-RB | 4.77 | RE6543-***-LV-RB | 2.59 |
| | | 800 | Roller | | | Moldon Alum. Urethane | SE6543-***-MAU-RB | 5.09 | RE6543-***-MAU-RB | 2.91 |
| | | 800 | Roller | | | RollX™ | SE6543-***-ALX-RB | 4.72 | RE6543-***-ALX-RB | 2.54 |
| | | 800 | Roller | | | Moldon Urethane | SE6543-***-UR-RB | 6.39 | RE6543-***-UR-RB | 4.21 |
| | | 900 | Roller | | | Lava™-WOW | SE6543-***-LVW-RB | 4.92 | RE6543-***-LVW-RB | 2.80 |
| | | 900 | Roller | | | Nyroll™ | SE6543-***-NYN-RB | 4.87 | RE6543-***-NYN-RB | 2.69 |
| | | 900 | Roller | | | Phenolic | SE6543-***-PH-RB | 5.10 | RE6543-***-PH-RB | 2.92 |
| 900 | Roller | RollX™-WOW | SE6543-***-RXW-RB | 4.92 | RE6543-***-RXW-RB | 2.80 | | | | |
| 900 | Roller | V Groove | SE6543-***-VG-RB | 7.71 | RE6543-***-VG-RB | 5.53 | | | | |
| 5" | 2" | 350 | Ball | 4 7/16" | 6 1/2" | Alum. Rubber Grey | SE6553-***-ARG-BB | 6.08 | RE6553-***-ARG-BB | 3.79 |
| | | 350 | Roller | | | Soft Rubber | SE6553-***-SR-RB | 6.10 | RE6553-***-SR-RB | 3.81 |
| | | 375 | Roller | | | ProTech™ Crown | SE6553-***-PRO-RB | 5.31 | RE6553-***-PRO-RB | 3.02 |
| | | 450 | Roller | | | Moldon Rubber | SE6553-***-MR-RB | 6.99 | RE6553-***-MR-RB | 4.70 |
| | | 500 | Roller | | | Moldon Alum. Rubber | SE6553-***-MAR-RB | 5.77 | RE6553-***-MAR-RB | 3.48 |
| | | 500 | Roller | | | Polyolefin | SE6553-***-POX-RB | 4.82 | RE6553-***-POX-RB | 2.53 |
| | | 650 | Roller | | | Freedom™ | SE6553-***-FDM-PB | 5.55 | RE6553-***-FDM-PB | 3.32 |
| | | 750 | Precision | | | High Temp Phenolic (475°) | SE6553-***-HTPH-RB | 5.86 | RE6553-***-HTPH-RB | 3.57 |
| | | 750 | Roller | | | Lava™ | SE6553-***-LV-RB | 5.16 | RE6553-***-LV-RB | 2.87 |
| | | 800 | Roller | | | Envirothane™ | SE6553-***-U-RB | 5.57 | RE6553-***-U-RB | 3.28 |
| | | 800 | Precision | | | Envirothane™ Grey - PB | SE6553-***-UG-PB | 5.61 | RE6553-***-UG-PB | 3.32 |
| | | 800 | Roller | | | Envirothane™ Grey - RB | SE6553-***-UG-RB | 5.57 | RE6553-***-UG-RB | 3.28 |
| | | 800 | Roller | | | Moldon Urethane Crown | SE6553-***-URC-RB | 6.91 | RE6553-***-URC-RB | 4.62 |
| | | 900 | Roller | | | ALTHane™ | SE6553-***-ALT-RB | 5.17 | RE6553-***-ALT-RB | 2.88 |
| | | 900 | Roller | | | Ductile Iron Crowned | SE6553-***-DIC-RB | 8.39 | RE6553-***-DIC-RB | 6.10 |
| | | 900 | Roller | | | Lava™-WOW | SE6553-***-LVW-RB | 5.47 | RE6553-***-LVW-RB | 3.18 |
| | | 900 | Roller | | | Moldon Alum. Urethane | SE6553-***-MAU-RB | 5.67 | RE6553-***-MAU-RB | 3.38 |
| | | 900 | Roller | | | Moldon Poly. Urethane | SE6553-***-MPU-RB | 5.55 | RE6553-***-MPU-RB | 3.26 |
| | | 900 | Roller | | | Nyroll™ | SE6553-***-NYN-RB | 5.41 | RE6553-***-NYN-RB | 3.12 |
| | | 900 | Roller | | | Phenolic | SE6553-***-PH-RB | 5.77 | RE6553-***-PH-RB | 3.48 |
| 900 | Roller | RollX™ | SE6553-***-RX-RB | 5.11 | RE6553-***-RX-RB | 2.82 | | | | |
| 900 | Roller | RollX™-WOW | SE6553-***-RXW-RB | 5.47 | RE6553-***-RXW-RB | 3.18 | | | | |
| 900 | Roller | Solid Steel | SE6553-***-SS-RB | 7.81 | RE6553-***-SS-RB | 5.52 | | | | |
| 900 | Roller | Moldon Urethane | SE6553-***-UR-RB | 7.61 | RE6553-***-UR-RB | 5.32 | | | | |
| 900 | Roller | V Groove | SE6553-***-VG-RB | 8.33 | RE6553-***-VG-RB | 6.54 | | | | |

EMAXX™

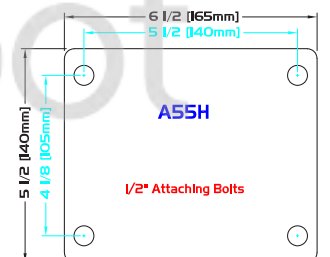
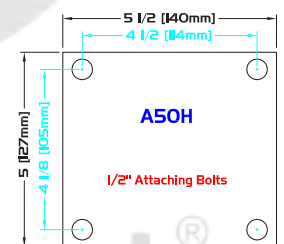
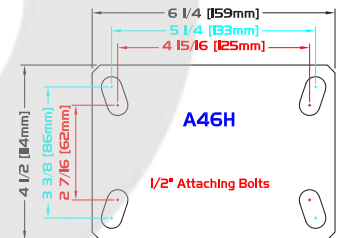
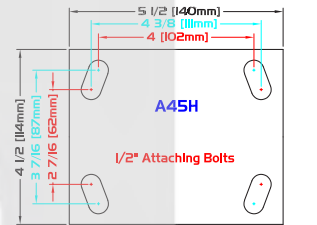
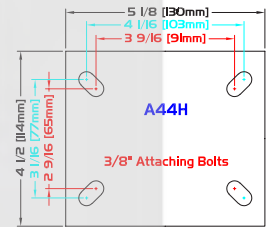
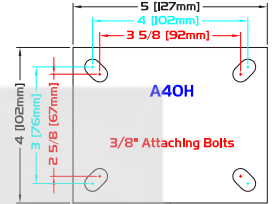
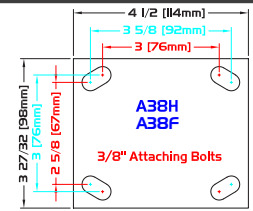
SERIES

casterdepot.com

STANDARD SWIVEL PLATE: A38H
STANDARD RIGID PLATE: A38F

H - Plate Thickness: 1/4"
F - Plate Thickness: 5/32"

PLATE DIAGRAMS



| WHEEL | | CASTER | | PART NUMBER | | | | | | |
|----------|-------------|------------------------------|-------------------|---------------|-------------------|-----------------------------|----------------------|---------------------|----------------------|---------------------|
| Diameter | Tread Width | Capacity Lbs. | Bearing Type | Swivel Radius | Overall Height | Wheel Type | Swivel | Caster Weight (lbs) | Rigid | Caster Weight (lbs) |
| 6" | 2" | 275 | Precision | 5" | 7 1/2" | Flat Free | SE6563-***-FFC-PBB | 5.54 | RE6563-***-FFC-PBB | 4.29 |
| | | 450 | Ball | | | Balloon Cushion Rubber Grey | SE6563-***-BARG-BB | 6.44 | RE6563-***-BARG-BB | 4.22 |
| | | 450 | Roller | | | ProTech™ Crown | SE6563-***-PRO-RB | 5.64 | RE6563-***-PRO-RB | 3.42 |
| | | 500 | Roller | | | Moldon Alum. Rubber | SE6563-***-MAR-RB | 6.32 | RE6563-***-MAR-RB | 4.10 |
| | | 500 | Roller | | | Moldon Rubber | SE6563-***-MR-RB | 8.00 | RE6563-***-MR-RB | 5.78 |
| | | 500 | Roller | | | ProTech™ Flat | SE6563-***-PROF-RB | 5.64 | RE6563-***-PROF-RB | 3.42 |
| | | 700 | Roller | | | Polyolefin | SE6563-***-POX-RB | 5.01 | RE6563-***-POX-RB | 2.79 |
| | | 900 | Roller | | | ALThane™ | SE6563-***-ALT-RB | 5.75 | RE6563-***-ALT-RB | 3.53 |
| | | 900 | Roller | | | ALThane™-WOW | SE6563-***-ALTWOW-RB | 5.75 | RE6563-***-ALTWOW-RB | 3.53 |
| | | 900 | Roller | | | Ductile Iron Crowned | SE6563-***-DIC-RB | 9.44 | RE6563-***-DIC-RB | 7.22 |
| | | 900 | Precision | | | Freedom™ | SE6563-***-FDM-PB | 6.50 | RE6563-***-FDM-PB | 4.34 |
| | | 900 | Roller | | | High Temp Phenolic (475°) | SE6563-***-HTPH-RB | 6.69 | RE6563-***-HTPH-RB | 4.47 |
| | | 900 | Roller | | | Lava™ | SE6563-***-LV-RB | 5.41 | RE6563-***-LV-RB | 3.19 |
| | | 900 | Roller | | | Lava™-WOW | SE6563-***-LVW-RB | 5.94 | RE6563-***-LVW-RB | 3.72 |
| | | 900 | Roller | | | Moldon Alum. Urethane | SE6563-***-MAU-RB | 6.28 | RE6563-***-MAU-RB | 4.06 |
| | | 900 | Roller | | | Moldon Poly. Urethane | SE6563-***-MPU-RB | 6.10 | RE6563-***-MPU-RB | 3.88 |
| | | 900 | Roller | | | Nyroll™ | SE6563-***-NYN-RB | 5.91 | RE6563-***-NYN-RB | 3.69 |
| | | 900 | Roller | | | Phenolic | SE6563-***-PH-RB | 6.60 | RE6563-***-PH-RB | 4.38 |
| | | 900 | Roller | | | RollX™ | SE6563-***-RX-RB | 5.36 | RE6563-***-RX-RB | 3.14 |
| | | 900 | Precision | | | RollX™-WOW-PB | SE6563-***-RXW-PB | 5.89 | RE6563-***-RXW-PB | 3.77 |
| 900 | Roller | RollX™-WOW | SE6563-***-RXW-RB | 5.94 | RE6563-***-RXW-RB | 3.72 | | | | |
| 900 | Roller | Solid Steel | SE6563-***-SS-RB | 8.98 | RE6563-***-SS-RB | 6.76 | | | | |
| 900 | Roller | Envirothane™ | SE6563-***-U-RB | 6.28 | RE6563-***-U-RB | 4.06 | | | | |
| 900 | Precision | Envirothane™ Grey - PB | SE6563-***-UG-PB | 6.03 | RE6563-***-UG-PB | 3.81 | | | | |
| 900 | Roller | Envirothane™ Grey - RB | SE6563-***-UG-RB | 6.28 | RE6563-***-UG-RB | 4.06 | | | | |
| 900 | Precision | Envirothane™ Grey Crowned-PB | SE6563-***-UGC-PB | 5.98 | RE6563-***-UGC-PB | 3.76 | | | | |
| 900 | Roller | Moldon Urethane | SE6563-***-UR-RB | 8.46 | RE6563-***-UR-RB | 6.24 | | | | |
| 900 | Roller | Moldon Urethane Crown | SE6563-***-URC-RB | 7.87 | RE6563-***-URC-RB | 5.65 | | | | |
| 900 | Roller | V Groove | SE6563-***-VG-RB | 10.10 | RE6563-***-VG-RB | 7.88 | | | | |

* Caster weight based on Standard Plate



EMAXX™

SERIES

casterdepot.com

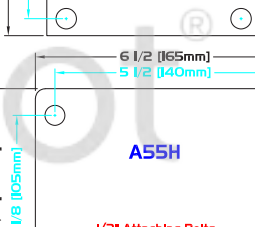
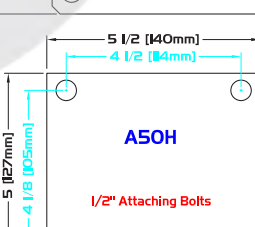
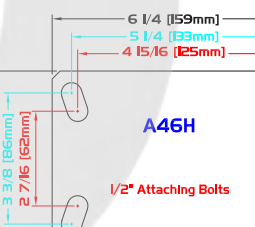
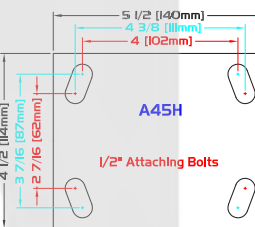
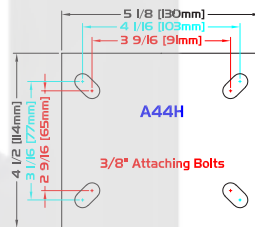
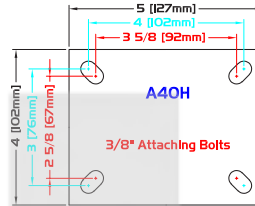
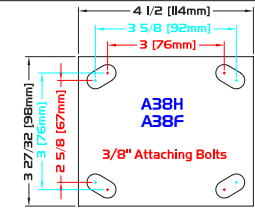
PLATE DIAGRAMS

STANDARD SWIVEL PLATE: A38H
 STANDARD RIGID PLATE: A38F

H - Plate Thickness: 1/4"
 F - Plate Thickness: 5/32"

| WHEEL | | CASTER | | | | PART NUMBER | | | | |
|----------|-------------|-----------------------|-------------------|---------------|-------------------|------------------------------|--------------------|---------------------|--------------------|---------------------|
| Diameter | Tread Width | Capacity Lbs. | Bearing Type | Swivel Radius | Overall Height | Wheel Type | Swivel | Caster Weight (lbs) | Rigid | Caster Weight (lbs) |
| 8" | 2" | 550 | Ball | 6" | 9 1/2" | Balloon Cushion Rubber Grey | SE6583-***-BARG-BB | 8.24 | RE6583-***-BARG-BB | 5.90 |
| | | 600 | Roller | | | Moldon Alum. Rubber | SE6583-***-MAR-RB | 7.42 | RE6583-***-MAR-RB | 5.08 |
| | | 600 | Roller | | | Moldon Rubber | SE6583-***-MR-RB | 10.04 | RE6583-***-MR-RB | 7.70 |
| | | 600 | Roller | | | ProTech™ Crown | SE6583-***-PRO-RB | 6.73 | RE6583-***-PRO-RB | 4.39 |
| | | 650 | Roller | | | ProTech™ Flat | SE6583-***-PROF-RB | 6.69 | RE6583-***-PROF-RB | 4.35 |
| | | 900 | Roller | | | ALThane™ | SE6583-***-ALT-RB | 6.56 | RE6583-***-ALT-RB | 4.22 |
| | | 900 | Precision | | | Freedom™ | SE6583-***-FDM-PB | 8.33 | RE6583-***-FDM-PB | 6.05 |
| | | 900 | Roller | | | High Temp Phenolic (475°) | SE6583-***-HTPH-RB | 8.25 | RE6583-***-HTPH-RB | 5.91 |
| | | 900 | Roller | | | Lava™ | SE6583-***-LV-RB | 6.45 | RE6583-***-LV-RB | 4.11 |
| | | 900 | Roller | | | Lava™-WOW | SE6583-***-LVW-RB | 6.81 | RE6583-***-LVW-RB | 4.47 |
| | | 900 | Roller | | | Moldon Alum. Urethane | SE6583-***-MAU-RB | 7.60 | RE6583-***-MAU-RB | 5.26 |
| | | 900 | Roller | | | Moldon Poly. Urethane | SE6583-***-MPU-RB | 6.88 | RE6583-***-MPU-RB | 4.54 |
| | | 900 | Roller | | | Nyroll™ | SE6583-***-NYN-RB | 7.01 | RE6583-***-NYN-RB | 4.67 |
| | | 900 | Roller | | | Phenolic | SE6583-***-PH-RB | 8.16 | RE6583-***-PH-RB | 5.82 |
| | | 900 | Roller | | | Polyolefin | SE6583-***-POX-RB | 5.71 | RE6583-***-POX-RB | 3.37 |
| | | 900 | Roller | | | RollX™ | SE6583-***-RX-RB | 6.40 | RE6583-***-RX-RB | 4.06 |
| | | 900 | Roller | | | RollX™-WOW | SE6583-***-RXW-RB | 6.81 | RE6583-***-RXW-RB | 4.47 |
| | | 900 | Roller | | | Solid Steel | SE6583-***-SS-RB | 11.60 | RE6583-***-SS-RB | 9.26 |
| | | 900 | Roller | | | Semi Steel | SE6583-***-ST-RB | 11.60 | RE6583-***-ST-RB | 9.26 |
| | | 900 | Roller | | | Envirothane™ | SE6583-***-U-RB | 7.50 | RE6583-***-U-RB | 5.16 |
| | | 900 | Precision | | | Envirothane™ Grey - PB | SE6583-***-UG-PB | 6.29 | RE6583-***-UG-PB | 3.95 |
| | | 900 | Roller | | | Envirothane™ Grey | SE6583-***-UG-RB | 7.50 | RE6583-***-UG-RB | 5.16 |
| | | 900 | Precision | | | Envirothane™ Grey Crowned-PB | SE6583-***-UGC-PB | 7.42 | RE6583-***-UGC-PB | 5.08 |
| | | 900 | Roller | | | Moldon Urethane | SE6583-***-UR-RB | 10.76 | RE6583-***-UR-RB | 8.42 |
| 900 | Roller | Moldon Urethane Crown | SE6583-***-URC-RB | 10.32 | RE6583-***-URC-RB | 7.98 | | | | |
| 900 | Roller | V Groove | SE6583-***-VG-RB | 13.56 | RE6583-***-VG-RB | 11.22 | | | | |

* Caster weight based on Standard Plate




EMAXX™ SERIES

casterdepot.com

STEMS

STANDARD THREADED LENGTH: 4"
STANDARD ROUND LENGTH: 4"
STANDARD METRIC LENGTH: 4"

CUSTOM DIAMETERS: any
STANDARD LENGTHS: any



Threaded Stem



Round Stem



Metric Stem

THREADED STEMS

| *** | DIAMETER | LENGTH | TYPE |
|------------|----------|--------|------|
| 1/2-13X4H0 | 1/2" | 4" | NC |
| 5/8-11X4 | 5/8" | 4" | NC |
| 3/4-10X4 | 3/4" | 4" | NC |
| 7/8-9X4 | 7/8" | 4" | NC |
| 1-8X4 | 1" | 4" | NC |

ROUND STEMS

| *** | DIAMETER | LENGTH | TYPE |
|-----------|----------|--------|-------|
| 500 X 4 | 1/2" | 4" | Plain |
| 625 X 4 | 5/8" | 4" | Plain |
| 750 X 4 | 3/4" | 4" | Plain |
| 875 X 4 | 7/8" | 4" | Plain |
| 1.000 X 4 | 1" | 4" | Plain |
| 1.375 X 4 | 1 3/8" | 4" | Plain |

METRIC STEMS

| *** | DIAMETER | THREAD SIZE | LENGTH |
|------------|----------|-------------|--------|
| M12-1.75X4 | 12mm | 1.75 | 4" |
| M14-2X4 | 14mm | 2.0 | 4" |
| M16-2X4 | 16mm | 2.0 | 4" |
| M18-2.5X4 | 18mm | 2.5 | 4" |
| M20-2.5X4 | 20mm | 2.5 | 4" |
| M22-2.5X4 | 22mm | 2.5 | 4" |
| M24-3X4 | 24mm | 3.0 | 4" |
| M27-3X4 | 27mm | 3.0 | 4" |

BOLT HOLES

BOLT HOLES

| *** | DIAMETER |
|---------|----------|
| 3/8HOLE | 3/8" |
| 1/2HOLE | 1/2" |



Bolt Hole





6800 SERIES

Special stems & plates available (see 6803 series)
Available in stainless steel (see 6809 series)

1,400 LBS
casterdepot.com



FEATURES

KINGPIN: 3/4" diameter nut and bolt coined
RACEWAY: 3/8" diameter upper race; 5/16" diameter lower race; hardened steel load bearings
BUSHING: Roller bearings with drilled hardened steel spanner bushing and plastic side washers

AXLE&NUT: 1/2" zerk axle and lock nut (except with PB)
FINISH: Corrosion resistant bright zinc finish
LUBRICATION: Grease nipple in lower race
HARDENED: Work hardened double ball race
LEG SPACING: 2 1/2"

EXCELLENT FOR:

- Platform trucks
- Garbage and Cargo containers
- Food handling equipment
- A wide variety of other medium and heavy-duty material handling functions



| WHEEL | | CASTER | | | | PART NUMBER | | | | |
|----------|-------------|----------------------|-------------------|---------------|-------------------|---------------------------|--------------------|---------------------|--------------------|---------------------|
| Diameter | Tread Width | Capacity Lbs. | Bearing Type | Swivel Radius | Overall Height | Wheel Type | Swivel | Caster Weight (lbs) | Rigid | Caster Weight (lbs) |
| 4" | 2" | 300 | Roller | 3 13/16" | 5 5/8" | Moldon Rubber | S6804-A46H-MR-RB | 8.13 | R6804-A46H-MR-RB | 6.43 |
| | | 300 | Roller | | | ProTech™ Crown | S6804-A46H-PRO-RB | 6.13 | R6804-A46H-PRO-RB | 4.43 |
| | | 400 | Roller | | | Moldon Alum. Rubber | S6804-A46H-MAR-RB | 6.63 | R6804-A46H-MAR-RB | 4.93 |
| | | 550 | Roller | | | Polyolefin | S6804-A46H-POX-RB | 5.85 | R6804-A46H-POX-RB | 4.15 |
| | | 600 | Roller | | | High Temp Phenolic (475°) | S6804-A46H-HTPH-RB | 6.84 | R6804-A46H-HTPH-RB | 5.14 |
| | | 650 | Roller | | | Envirothane™ | S6804-A46H-U-RB | 6.25 | R6804-A46H-U-RB | 4.55 |
| | | 650 | Precision | | | Envirothane™ Grey - PB | S6804-A46H-UG-PB | 6.25 | R6804-A46H-UG-PB | 4.55 |
| | | 650 | Roller | | | Envirothane™ Grey - RB | S6804-A46H-UG-RB | 6.25 | R6804-A46H-UG-RB | 4.55 |
| | | 700 | Roller | | | Moldon Poly. Urethane | S6804-A46H-MPU-RB | 6.21 | R6804-A46H-MPU-RB | 4.51 |
| | | 700 | Roller | | | Solid Steel | S6804-A46H-SS-RB | 8.03 | R6804-A46H-SS-RB | 6.33 |
| | | 700 | Roller | | | Moldon Urethane Crown | S6804-A46H-URC-RB | 7.85 | R6804-A46H-URC-RB | 6.15 |
| | | 750 | Roller | | | RollX™ | S6804-A46H-PH-RB | 6.05 | R6804-A46H-PH-RB | 4.35 |
| | | 750 | Precision | | | Freedom™ | S6804-A46H-FDM-PB | 6.46 | R6804-A46H-FDM-PB | 4.76 |
| | | 800 | Roller | | | Lava™ | S6804-A46H-LV-RB | 6.11 | R6804-A46H-LV-RB | 4.41 |
| | | 800 | Roller | | | Moldon Alum. Urethane | S6804-A46H-MAU-RB | 6.43 | R6804-A46H-MAU-RB | 4.73 |
| | | 800 | Roller | | | Phenolic | S6804-A46H-PH-RB | 6.44 | R6804-A46H-PH-RB | 4.74 |
| | | 800 | Roller | | | RollX™ | S6804-A46H-RX-RB | 6.06 | R6804-A46H-RX-RB | 4.36 |
| | | 800 | Roller | | | Moldon Urethane | S6804-A46H-UR-RB | 7.73 | R6804-A46H-UR-RB | 6.03 |
| 900 | Roller | Lava™-WOW | S6804-A46H-LVW-RB | 6.32 | R6804-A46H-LVW-RB | 4.62 | | | | |
| 900 | Roller | Nyrol™ | S6804-A46H-NYN-RB | 6.21 | R6804-A46H-NYN-RB | 4.51 | | | | |
| 1,000 | Roller | V Groove | S6804-A46H-VG-RB | 9.05 | R6804-A46H-VG-RB | 7.35 | | | | |
| 1,200 | Roller | RollX™-WOW | S6804-A46H-RXW-RB | 6.32 | R6804-A46H-RXW-RB | 4.62 | | | | |
| 5" | 2" | 350 | Ball | 4" | 6 1/2" | Alum. Rubber Grey | S6805-A46H-ARG-BB | 7.29 | R6805-A46H-ARG-BB | 5.69 |
| | | 350 | Roller | | | Soft Rubber | S6805-A46H-SR-RB | 7.26 | R6805-A46H-SR-RB | 5.66 |
| | | 375 | Roller | | | ProTech™ Crown | S6805-A46H-PRO-RB | 6.47 | R6805-A46H-PRO-RB | 4.87 |
| | | 450 | Roller | | | Moldon Rubber | S6805-A46H-MR-RB | 8.15 | R6805-A46H-MR-RB | 6.55 |
| | | 500 | Roller | | | Moldon Alum. Rubber | S6805-A46H-MAR-RB | 6.93 | R6805-A46H-MAR-RB | 5.33 |
| | | 650 | Roller | | | Polyolefin | S6805-A46H-POX-RB | 5.98 | R6805-A46H-POX-RB | 4.38 |
| | | 750 | Precision | | | Freedom™ | S6805-A46H-FDM-PB | 6.79 | R6805-A46H-FDM-PB | 5.19 |
| | | 750 | Roller | | | High Temp Phenolic (475°) | S6805-A46H-HTPH-RB | 7.03 | R6805-A46H-HTPH-RB | 5.43 |
| | | 800 | Roller | | | Lava™ | S6805-A46H-LV-RB | 6.32 | R6805-A46H-LV-RB | 4.72 |
| | | 800 | Roller | | | Envirothane™ | S6805-A46H-U-RB | 6.73 | R6805-A46H-U-RB | 5.13 |
| | | 800 | Precision | | | Envirothane™ Grey - PB | S6805-A46H-UG-PB | 6.79 | R6805-A46H-UG-PB | 5.11 |
| | | 800 | Roller | | | Envirothane™ Grey - RB | S6805-A46H-UG-RB | 6.73 | R6805-A46H-UG-RB | 5.13 |
| | | 800 | Roller | | | Moldon Urethane Crown | S6805-A46H-URC-RB | 8.07 | R6805-A46H-URC-RB | 6.47 |
| | | 800 | Roller | | | Moldon Alum. Urethane | S6805-A46H-MAU-RB | 6.83 | R6805-A46H-MAU-RB | 5.23 |
| | | 900 | Roller | | | Moldon Poly. Urethane | S6805-A46H-MPU-RB | 6.71 | R6805-A46H-MPU-RB | 5.11 |
| | | 950 | Roller | | | ALTHane™ | S6805-A46H-ALT-RB | 6.33 | R6805-A46H-ALT-RB | 4.73 |
| | | 1,000 | Roller | | | Nyrol™ | S6805-A46H-NYN-RB | 6.57 | R6805-A46H-NYN-RB | 4.97 |
| | | 1,000 | Roller | | | Phenolic | S6805-A46H-PH-RB | 6.94 | R6805-A46H-PH-RB | 5.33 |
| 1,000 | Roller | RollX™ | S6805-A46H-RX-RB | 6.27 | R6805-A46H-RX-RB | 4.67 | | | | |
| 1,000 | Roller | Solid Steel | S6805-A46H-SS-RB | 8.97 | R6805-A46H-SS-RB | 7.37 | | | | |
| 1,100 | Roller | Lava™-WOW | S6805-A46H-LVW-RB | 6.63 | R6805-A46H-LVW-RB | 5.03 | | | | |
| 1,200 | Roller | Moldon Urethane | S6805-A46H-UR-RB | 8.77 | R6805-A46H-UR-RB | 7.17 | | | | |
| 1,400 | Roller | Ductile Iron Crowned | S6805-A46H-DIC-RB | 9.55 | R6805-A46H-DIC-RB | 7.95 | | | | |
| 1,400 | Roller | RollX™-WOW | S6805-A46H-RXW-RB | 6.63 | R6805-A46H-RXW-RB | 5.03 | | | | |
| 1,400 | Roller | V Groove | S6805-A46H-VG-RB | 10.00 | R6805-A46H-VG-RB | 8.39 | | | | |

OPTIONS:

- SLB Side Locking Brake
- TLB Top Locking Brake
- TLB1 ALGrip
- TSB Thumb Screw Brake
- UWB Universal Wheel Brake
- 4PSL 4 Position Swivel Lock without wings (welded)
- BB Ball Bearing
- BR Bronze Bearing
- DB Delrin Bearing
- NB Nylon Roller Bearing
- PB Precision Ball Bearing
- RBC Caged Roller Bearing
- C Raceway Seal
- DW Double Welding
- SSW Steel Side Washer
- SWH Heat-treated Side Washer
- TG Thread Guards
- Z Zerk in Wheel

SPECIAL:

Special stems and plates available (see 6803 series)

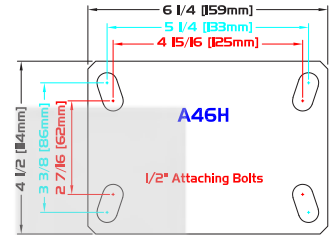
Available in stainless steel (see 6809 series)

PLATE DIAGRAMS

STANDARD PLATE: A46H

Plate Thickness: 1/4"

| WHEEL | | | CASTER | | | PART NUMBER | | | | |
|----------|-------------|---------------|------------------|---------------|------------------|-----------------------------|----------------------|---------------------|----------------------|---------------------|
| Diameter | Tread Width | Capacity Lbs. | Bearing Type | Swivel Radius | Overall Height | Wheel Type | Swivel | Caster Weight (lbs) | Rigid | Caster Weight (lbs) |
| 6" | 2" | 275 | Precision | 4 3/4" | 7 1/2" | Flat Free | S6806-A46H-FFC-PBB | 6.87 | R6806-A46H-FFC-PBB | 5.25 |
| | | 450 | Ball | | | Balloon Cushion Rubber Grey | S6806-A46H-BARG-BB | 7.79 | R6806-A46H-BARG-BB | 6.17 |
| | | 450 | Roller | | | ProTech™ Crown | S6806-A46H-PRO-RB | 6.93 | R6806-A46H-PRO-RB | 5.31 |
| | | 500 | Roller | | | Moldon Alum. Rubber | S6806-A46H-MAR-RB | 7.61 | R6806-A46H-MAR-RB | 6.00 |
| | | 500 | Roller | | | Moldon Rubber | S6806-A46H-MR-RB | 9.29 | R6806-A46H-MR-RB | 7.67 |
| | | 500 | Roller | | | ProTech™ Flat | S6806-A46H-PROF-RB | 6.93 | R6806-A46H-PROF-RB | 5.31 |
| | | 700 | Roller | | | Polyolefin | S6806-A46H-POX-RB | 6.30 | R6806-A46H-POX-RB | 4.68 |
| | | 900 | Roller | | | Moldon Poly. Urethane | S6806-A46H-MPU-RB | 7.39 | R6806-A46H-MPU-RB | 5.77 |
| | | 900 | Roller | | | High Temp Phenolic (475°) | S6806-A46H-HTPH-RB | 8.00 | R6806-A46H-HTPH-RB | 6.37 |
| | | 900 | Roller | | | Moldon Urethane Crown | S6806-A46H-URC-RB | 9.16 | R6806-A46H-URC-RB | 7.54 |
| | | 950 | Roller | | | Envirothane™ | S6806-A46H-U-RB | 7.57 | R6806-A46H-U-RB | 5.95 |
| | | 950 | Precision | | | Envirothane™ Grey - PB | S6806-A46H-UG-PB | 7.34 | R6806-A46H-UG-PB | 5.88 |
| | | 950 | Roller | | | Envirothane™ Grey - RB | S6806-A46H-UG-RB | 7.57 | R6806-A46H-UG-RB | 5.95 |
| | | 950 | Precision | | | Envirothane™ Grey Crowned | S6806-A46H-UGC-PB | 7.34 | R6806-A46H-UGC-PB | 5.88 |
| | | 1,000 | Precision | | | Freedom™ | S6806-A46H-FDM-PB | 7.87 | R6806-A46H-FDM-PB | 6.25 |
| | | 1,150 | Roller | | | ALThane™ | S6806-A46H-ALT-RB | 7.04 | R6806-A46H-ALT-RB | 5.42 |
| | | 1,150 | Roller | | | ALThane™-WOW | S6806-A46H-ALTWOW-RB | 7.04 | R6806-A46H-ALTWOW-RB | 5.42 |
| | | 1,100 | Roller | | | Lava™ | S6806-A46H-LV-RB | 6.70 | R6806-A46H-LV-RB | 5.08 |
| | | 1,200 | Roller | | | Lava™-WOW | S6806-A46H-LVW-RB | 7.23 | R6806-A46H-LVW-RB | 5.61 |
| | | 1,200 | Roller | | | Moldon Alum. Urethane | S6806-A46H-MAU-RB | 7.57 | R6806-A46H-MAU-RB | 5.95 |
| | | 1,200 | Roller | | | Nyroll™ | S6806-A46H-NYN-RB | 7.20 | R6806-A46H-NYN-RB | 5.58 |
| | | 1,200 | Roller | | | Phenolic | S6806-A46H-PH-RB | 7.89 | R6806-A46H-PH-RB | 6.27 |
| | | 1,200 | Roller | | | RollX™ | S6806-A46H-RX-RB | 6.65 | R6806-A46H-RX-RB | 5.03 |
| | | 1,200 | Roller | | | Solid Steel | S6806-A46H-SS-RB | 10.27 | R6806-A46H-SS-RB | 8.65 |
| | | 1,250 | Roller | | | Moldon Urethane | S6806-A46H-UR-RB | 9.75 | R6806-A46H-UR-RB | 8.13 |
| | | 1,400 | Roller | | | Ductile Iron Crowned | S6806-A46H-DIC-RB | 10.73 | R6806-A46H-DIC-RB | 9.11 |
| | | 1,400 | Precision | | | RollX™-WOW-PB | S6806-A46H-RXW-PB | 7.53 | R6806-A46H-RXW-PB | 5.91 |
| | | 1,400 | Roller | | | RollX™-WOW | S6806-A46H-RXW-RB | 7.23 | R6806-A46H-RXW-RB | 5.61 |
| 1,400 | Roller | V Groove | S6806-A46H-VG-RB | 11.39 | R6806-A46H-VG-RB | 9.77 | | | | |
| 8" | 2" | 550 | Ball | 6 1/4" | 9 1/2" | Balloon Cushion Rubber Grey | S6808-A46H-BARG-BB | 9.77 | R6808-A46H-BARG-BB | 8.19 |
| | | 600 | Roller | | | Moldon Alum. Rubber | S6808-A46H-MAR-RB | 8.91 | R6808-A46H-MAR-RB | 7.33 |
| | | 600 | Roller | | | Moldon Rubber | S6808-A46H-MR-RB | 11.53 | R6808-A46H-MR-RB | 9.95 |
| | | 600 | Roller | | | ProTech™ Crown | S6808-A46H-PRO-RB | 8.22 | R6808-A46H-PRO-RB | 6.64 |
| | | 650 | Roller | | | ProTech™ Flat | S6808-A46H-PROF-RB | 8.22 | R6808-A46H-PROF-RB | 6.64 |
| | | 900 | Roller | | | Polyolefin | S6808-A46H-POX-RB | 7.20 | R6808-A46H-POX-RB | 5.62 |
| | | 1,000 | Roller | | | Moldon Poly. Urethane | S6808-A46H-MPU-RB | 8.37 | R6808-A46H-MPU-RB | 6.79 |
| | | 1,000 | Roller | | | Moldon Urethane Crown | S6808-A46H-URC-RB | 11.81 | R6808-A46H-URC-RB | 10.23 |
| | | 1,100 | Roller | | | High Temp Phenolic (475°) | S6808-A46H-HTPH-RB | 9.75 | R6808-A46H-HTPH-RB | 8.17 |
| | | 1,100 | Roller | | | Envirothane™ | S6808-A46H-U-RB | 9.00 | R6808-A46H-U-RB | 7.41 |
| | | 1,100 | Precision | | | Envirothane™ Grey - PB | S6808-A46H-UG-PB | 8.93 | R6808-A46H-UG-PB | 7.39 |
| | | 1,100 | Roller | | | Envirothane™ Grey - RB | S6808-A46H-UG-RB | 9.00 | R6808-A46H-UG-RB | 7.41 |
| | | 1,100 | Precision | | | Envirothane™ Grey Crowned | S6808-A46H-UGC-PB | 8.93 | R6808-A46H-UGC-PB | 7.39 |
| | | 1,200 | Roller | | | ALThane™ | S6808-A46H-ALT-RB | 8.05 | R6808-A46H-ALT-RB | 6.47 |
| | | 1,200 | Precision | | | Freedom™ | S6808-A46H-FDM-PB | 9.90 | R6808-A46H-FDM-PB | 8.32 |
| | | 1,200 | Roller | | | Lava™ | S6808-A46H-LV-RB | 7.94 | R6808-A46H-LV-RB | 6.36 |
| | | 1,300 | Roller | | | Lava™-WOW | S6808-A46H-LVW-RB | 8.30 | R6808-A46H-LVW-RB | 6.72 |
| | | 1,400 | Roller | | | Moldon Alum. Urethane | S6808-A46H-MAU-RB | 9.09 | R6808-A46H-MAU-RB | 7.51 |
| | | 1,400 | Roller | | | Nyroll™ | S6808-A46H-NYN-RB | 8.50 | R6808-A46H-NYN-RB | 6.92 |
| | | 1,400 | Roller | | | Phenolic | S6808-A46H-PH-RB | 9.65 | R6808-A46H-PH-RB | 8.07 |
| | | 1,400 | Roller | | | RollX™ | S6808-A46H-RX-RB | 7.89 | R6808-A46H-RX-RB | 6.31 |
| | | 1,400 | Roller | | | RollX™-WOW | S6808-A46H-RXW-RB | 8.30 | R6808-A46H-RXW-RB | 6.72 |
| | | 1,400 | Roller | | | Solid Steel | S6808-A46H-SS-RB | 13.10 | R6808-A46H-SS-RB | 11.51 |
| | | 1,400 | Roller | | | Semi Steel | S6808-A46H-ST-RB | 13.10 | R6808-A46H-ST-RB | 11.51 |
| | | 1,400 | Roller | | | Moldon Urethane | S6808-A46H-UR-RB | 12.25 | R6808-A46H-UR-RB | 10.67 |
| | | 1,400 | Roller | | | V Groove | S6808-A46H-VG-RB | 15.05 | R6808-A46H-VG-RB | 13.47 |



* Caster weight based on Standard Plate



6803 SERIES

Available in Stainless Steel (see 6809 series)

1,400 LBS
casterdepot.com



FEATURES

KINGPIN: 3/4" diameter nut and bolt coined
RACEWAY: 3/8" diameter upper race; 5/16" diameter lower race; hardened steel load bearings
BUSHING: Roller bearings with drilled hardened steel spanner bushing and plastic side washers

AXLE&NUT: 1/2" zerk axle and lock nut (except with PB)
FINISH: Corrosion resistant bright zinc
LUBRICATION: Grease nipple in lower race
HARDENED: Work hardened double ball race
LEG SPACING: 2 1/2"

EXCELLENT FOR:

- Platform trucks
- Garbage and Cargo containers
- Food handling equipment
- A wide variety of other medium and heavy-duty material handling functions



ALTHANE™ ALTHANE™ WOW BALLOON CUSHION DUCTILE IRON CROWNED FLAT FREE FREEDOM™ MOLDON ALUM. RUBBER MOLDON ALUM. URETHANE MOLDON POLY. URETHANE MOLDON RUBBER MOLDON URETHANE CROWNED MOLDON URETHANE
 NYROLL™ PHENOLIC (HTPH) POLYOLEFIN (POX) PROTECH™ PROTECH™ FLAT ROLLX™ ROLLX™ LAVA™ ROLLX™ WOW LAVA™ SEMI STEEL SOLID STEEL ENVIROTHANE™ ENVIROTHANE™ GREY CROWNED ENVIROTHANE™ GREY V GROOVE

OPTIONS:

- SLB Side Locking Brake
- TLB Top Locking Brake
- TLB1 ALGrip
- TLB2 Top Locking Brake w/extra large pedal
- TSB Thumb Screw Brake
- UWB Universal Wheel Brake
- 1PSL 1 Position Swivel Lock
- 2PSL 2 Position Swivel Lock
- 3PSL 3 Position Swivel Lock
- 4PSL 4 Position Swivel Lock without wings (welded)
- 4PSLN 4 position Swivel Lock with wings (demountable)
- BB Ball Bearing
- BR Bronze Bearing
- DB Delrin Bearing
- NB Nylon Roller Bearing
- PB Precision Ball Bearing
- RBC Caged Roller Bearing
- C Raceway Seal
- DW Double Welding
- OH Special Overall Height
- SSW Steel Side Washer
- SWH Heat-treated Side Washer
- TG Thread Guards
- Z Zerk in Wheel

SPECIAL:

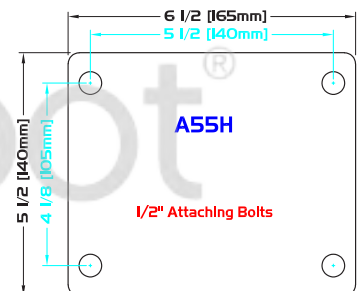
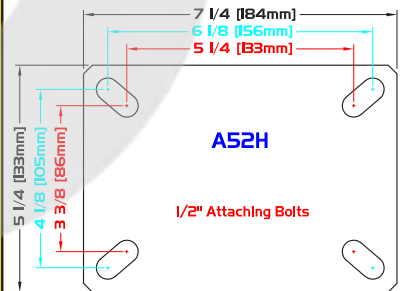
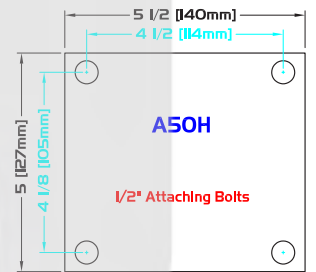
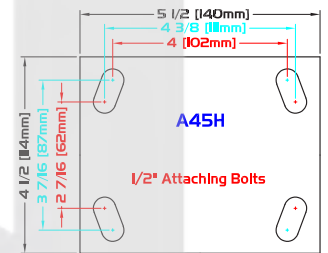
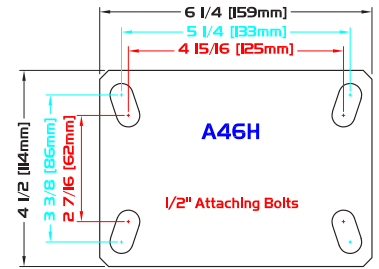
Available in stainless steel (see 6809 series)

| WHEEL | | CASTER | | | | PART NUMBER | | | | |
|----------|-------------|----------------------|------------------|---------------|------------------|---------------------------|-------------------|---------------------|-------------------|---------------------|
| Diameter | Tread Width | Capacity Lbs. | Bearing Type | Swivel Radius | Overall Height | Wheel Type | Swivel | Caster Weight (lbs) | Rigid | Caster Weight (lbs) |
| 4" | 2" | 300 | Roller | 3 13/16" | 5 5/8" | Moldon Rubber | S6843-***-MR-RB | 8.32 | R6843-***-MR-RB | 6.65 |
| | | 300 | Roller | | | ProTech™ Crown | S6843-***-PRO-RB | 6.32 | R6843-***-PRO-RB | 4.65 |
| | | 400 | Roller | | | Moldon Alum. Rubber | S6843-***-MAR-RB | 6.82 | R6843-***-MAR-RB | 5.15 |
| | | 550 | Roller | | | Polyolefin | S6843-***-POX-RB | 6.03 | R6843-***-POX-RB | 4.37 |
| | | 600 | Roller | | | High Temp Phenolic (475°) | S6843-***-HTPH-RB | 7.02 | R6843-***-HTPH-RB | 5.36 |
| | | 650 | Roller | | | Envirothane™ | S6843-***-U-RB | 6.44 | R6843-***-U-RB | 4.77 |
| | | 650 | Precision | | | Envirothane™ Grey - PB | S6843-***-UG-PB | 6.43 | R6843-***-UG-PB | 4.77 |
| | | 650 | Roller | | | Envirothane™ Grey - RB | S6843-***-UG-RB | 6.44 | R6843-***-UG-RB | 4.77 |
| | | 700 | Roller | | | Moldon Poly. Urethane | S6843-***-MPU-RB | 6.40 | R6843-***-MPU-RB | 4.73 |
| | | 700 | Roller | | | Solid Steel | S6843-***-SS-RB | 8.22 | R6843-***-SS-RB | 6.55 |
| | | 700 | Roller | | | Moldon Urethane Crown | S6843-***-URC-RB | 7.90 | R6843-***-URC-RB | 6.37 |
| | | 750 | Roller | | | AlThane™ | S6843-***-ALT-RB | 6.24 | R6843-***-ALT-RB | 4.57 |
| | | 750 | Precision | | | Freedom™ | S6843-***-FDM-PB | 6.50 | R6843-***-FDM-PB | 4.98 |
| | | 800 | Roller | | | Lava™ | S6843-***-LV-RB | 6.29 | R6843-***-LV-RB | 4.63 |
| | | 800 | Roller | | | Moldon Alum. Urethane | S6843-***-MAU-RB | 6.62 | R6843-***-MAU-RB | 4.95 |
| | | 800 | Roller | | | Phenolic | S6843-***-PH-RB | 6.63 | R6843-***-PH-RB | 4.96 |
| | | 800 | Roller | | | RollX™ | S6843-***-RX-RB | 6.24 | R6843-***-RX-RB | 4.58 |
| | | 800 | Roller | | | Moldon Urethane | S6843-***-UR-RB | 7.92 | R6843-***-UR-RB | 6.25 |
| 900 | Roller | Lava™-WOW | S6843-***-LVW-RB | 6.36 | R6843-***-LVW-RB | 4.84 | | | | |
| 900 | Roller | Nyroll™ | S6843-***-NYN-RB | 6.40 | R6843-***-NYN-RB | 4.73 | | | | |
| 1,000 | Roller | V Groove | S6843-***-VG-RB | 9.24 | R6843-***-VG-RB | 7.57 | | | | |
| 1,200 | Roller | RollX™-WOW | S6843-***-RXW-RB | 6.36 | R6843-***-RXW-RB | 4.84 | | | | |
| 5" | 2" | 350 | Ball | 4" | 6 1/2" | Alum. Rubber Grey | S6853-***-ARG-BB | 7.51 | R6853-***-ARG-BB | 5.69 |
| | | 350 | Roller | | | Soft Rubber | S6853-***-SR-RB | 7.49 | R6853-***-SR-RB | 5.66 |
| | | 375 | Roller | | | ProTech™ Crown | S6853-***-PRO-RB | 6.70 | R6853-***-PRO-RB | 4.87 |
| | | 450 | Roller | | | Moldon Rubber | S6853-***-MR-RB | 8.38 | R6853-***-MR-RB | 6.55 |
| | | 500 | Roller | | | Moldon Alum. Rubber | S6853-***-MAR-RB | 7.16 | R6853-***-MAR-RB | 5.33 |
| | | 650 | Roller | | | Polyolefin | S6853-***-POX-RB | 6.20 | R6853-***-POX-RB | 4.38 |
| | | 750 | Precision | | | Freedom™ | S6853-***-FDM-PB | 6.87 | R6853-***-FDM-PB | 5.18 |
| | | 750 | Roller | | | High Temp Phenolic (475°) | S6853-***-HTPH-RB | 7.25 | R6853-***-HTPH-RB | 5.43 |
| | | 800 | Roller | | | Lava™ | S6853-***-LV-RB | 6.54 | R6853-***-LV-RB | 4.72 |
| | | 800 | Roller | | | Envirothane™ | S6853-***-U-RB | 6.96 | R6853-***-U-RB | 5.13 |
| | | 800 | Precision | | | Envirothane™ Grey - PB | S6853-***-UG-PB | 6.64 | R6853-***-UG-PB | 5.19 |
| | | 800 | Roller | | | Envirothane™ Grey - RB | S6853-***-UG-RB | 6.96 | R6853-***-UG-RB | 5.13 |
| | | 800 | Roller | | | Moldon Urethane Crown | S6853-***-URC-RB | 8.16 | R6853-***-URC-RB | 6.47 |
| | | 900 | Roller | | | Moldon Alum. Urethane | S6853-***-MAU-RB | 7.06 | R6853-***-MAU-RB | 5.23 |
| | | 900 | Roller | | | Moldon Poly. Urethane | S6853-***-MPU-RB | 6.94 | R6853-***-MPU-RB | 5.11 |
| | | 950 | Roller | | | AlThane™ | S6853-***-ALT-RB | 6.56 | R6853-***-ALT-RB | 4.73 |
| | | 1,000 | Roller | | | Nyroll™ | S6853-***-NYN-RB | 6.80 | R6853-***-NYN-RB | 4.97 |
| | | 1,000 | Roller | | | Phenolic | S6853-***-PH-RB | 7.16 | R6853-***-PH-RB | 5.33 |
| 1,000 | Roller | RollX™ | S6853-***-RX-RB | 6.49 | R6853-***-RX-RB | 4.67 | | | | |
| 1,000 | Roller | Solid Steel | S6853-***-SS-RB | 9.20 | R6853-***-SS-RB | 7.37 | | | | |
| 1,100 | Roller | Lava™-WOW | S6853-***-LVW-RB | 6.71 | R6853-***-LVW-RB | 5.03 | | | | |
| 1,200 | Roller | Moldon Urethane | S6853-***-UR-RB | 9.00 | R6853-***-UR-RB | 7.17 | | | | |
| 1,400 | Roller | Ductile Iron Crowned | S6853-***-DIC-RB | 9.78 | R6853-***-DIC-RB | 7.95 | | | | |
| 1,400 | Roller | RollX™-WOW | S6853-***-RXW-RB | 6.71 | R6853-***-RXW-RB | 5.03 | | | | |
| 1,400 | Roller | V Groove | S6853-***-VG-RB | 10.22 | R6853-***-VG-RB | 8.39 | | | | |

STANDARD PLATE: A46H

H - Plate Thickness: 1/4"

PLATE DIAGRAMS




| WHEEL | | CASTER | | PART NUMBER | | | | | | |
|----------|-------------|---------------|-----------------|---------------|-----------------|-----------------------------|----------------------|---------------------|----------------------|---------------------|
| Diameter | Tread Width | Capacity Lbs. | Bearing Type | Swivel Radius | Overall Height | Wheel Type | Swivel | Caster Weight (lbs) | Rigid | Caster Weight (lbs) |
| 6" | 2" | 275 | Precision | 4 3/4" | 7 1/2" | Flat Free | S6863-***-FFC-PBB | 6.89 | R6863-***-FFC-PBB | 5.37 |
| | | 450 | Ball | | | Balloon Cushion Rubber Grey | S6863-***-BARG-BB | 7.95 | R6863-***-BARG-BB | 6.28 |
| | | 450 | Roller | | | ProTech™ Crown | S6863-***-PRO-RB | 7.10 | R6863-***-PRO-RB | 5.43 |
| | | 500 | Roller | | | Moldon Alum. Rubber | S6863-***-MAR-RB | 7.78 | R6863-***-MAR-RB | 6.11 |
| | | 500 | Roller | | | Moldon Rubber | S6863-***-MR-RB | 9.46 | R6863-***-MR-RB | 7.79 |
| | | 500 | Roller | | | ProTech™ Flat | S6863-***-PROF-RB | 7.10 | R6863-***-PROF-RB | 5.43 |
| | | 700 | Roller | | | Polyolefin | S6863-***-POX-RB | 6.46 | R6863-***-POX-RB | 4.79 |
| | | 900 | Roller | | | High Temp Phenolic (475°) | S6863-***-HTPH-RB | 8.15 | R6863-***-HTPH-RB | 6.48 |
| | | 900 | Roller | | | Moldon Poly. Urethane | S6863-***-MPU-RB | 7.56 | R6863-***-MPU-RB | 5.89 |
| | | 900 | Roller | | | Moldon Urethane Crown | S6863-***-URC-RB | 9.19 | R6863-***-URC-RB | 7.66 |
| | | 950 | Roller | | | Envirothane™ | S6863-***-U-RB | 7.74 | R6863-***-U-RB | 6.07 |
| | | 950 | Precision | | | Envirothane™ Grey - PB | S6863-***-UG-PB | 7.50 | R6863-***-UG-PB | 5.83 |
| | | 950 | Roller | | | Envirothane™ Grey - RB | S6863-***-UG-RB | 7.74 | R6863-***-UG-RB | 6.07 |
| | | 950 | Precision | | | Envirothane™ Grey Crowned | S6863-***-UGC-PB | 7.45 | R6863-***-UGC-PB | 5.78 |
| | | 1,000 | Precision | | | Freedom™ | S6863-***-FDM-PB | 7.89 | R6863-***-FDM-PB | 6.37 |
| | | 1,100 | Roller | | | Lava™ | S6863-***-LV-RB | 6.85 | R6863-***-LV-RB | 5.18 |
| | | 1,150 | Roller | | | AlThane™ | S6863-***-ALT-RB | 7.21 | R6863-***-ALT-RB | 5.54 |
| | | 1,150 | Roller | | | AlThane™-WOW | S6863-***-ALTWOW-RB | 7.21 | R6863-***-ALTWOW-RB | 5.54 |
| | | 1,200 | Roller | | | Lava™-WOW | S6863-***-LVW-RB | 7.39 | R6863-***-LVW-RB | 5.73 |
| | | 1,200 | Roller | | | Moldon Alum. Urethane | S6863-***-MAU-RB | 7.74 | R6863-***-MAU-RB | 6.07 |
| | | 1,200 | Roller | | | Nyrol™ | S6863-***-NYN-RB | 7.37 | R6863-***-NYN-RB | 5.70 |
| | | 1,200 | Roller | | | Phenolic | S6863-***-PH-RB | 8.06 | R6863-***-PH-RB | 6.39 |
| | | 1,200 | Roller | | | RollX™ | S6863-***-RX-RB | 6.81 | R6863-***-RX-RB | 5.14 |
| | | 1,200 | Roller | | | Solid Steel | S6863-***-SS-RB | 10.44 | R6863-***-SS-RB | 8.77 |
| | | 1,250 | Roller | | | Moldon Urethane | S6863-***-UR-RB | 9.92 | R6863-***-UR-RB | 8.25 |
| | | 1,400 | Precision | | | RollX™-WOW-PB | S6863-***-RXW-PB | 7.69 | R6863-***-RXW-PB | 6.03 |
| | | 1,400 | Roller | | | RollX™-WOW | S6863-***-RXW-RB | 7.39 | R6863-***-RXW-RB | 5.73 |
| | | 1,400 | Roller | | | Ductile Iron Crowned | S6863-***-DIC-RB | 10.90 | R6863-***-DIC-RB | 9.23 |
| 1,400 | Roller | V Groove | S6863-***-VG-RB | 11.56 | R6863-***-VG-RB | 9.89 | | | | |
| 2 1/2" | 2 1/2" | 700 | Roller | 4 3/4" | 7 1/2" | Moldon Rubber | S68625-***-MR-RB-DW | 13.06 | R68625-***-MR-RB-DW | 11.40 |
| | | 1,200 | Precision | | | Envirothane™ Grey - PB | S68625-***-UG-PB-DW | 9.75 | R68625-***-UG-PB-DW | 8.09 |
| | | 1,200 | Roller | | | Envirothane™ Grey - RB | S68625-***-UG-RB-DW | 9.86 | R68625-***-UG-RB-DW | 8.20 |
| | | 1,200 | Roller | | | Envirothane™ | S68625-***-U-RB-DW | 9.86 | R68625-***-U-RB-DW | 8.20 |
| | | 1,300 | Roller | | | AlThane™ | S68625-***-ALT-RB-DW | 9.06 | R68625-***-ALT-RB-DW | 7.40 |
| | | 1,500 | Roller | | | Phenolic | S68625-***-PH-RB-DW | 10.76 | R68625-***-PH-RB-DW | 9.10 |
| | | 1,500 | Roller | | | Moldon Urethane | S68625-***-UR-RB-DW | 13.78 | R68625-***-UR-RB-DW | 12.12 |
| | | 1,500 | Roller | | | Solid Steel | S68625-***-SS-RB-DW | 16.98 | R68625-***-SS-RB-DW | 15.32 |
| | | 1,500 | Roller | | | V Groove | S68625-***-VG-RB-DW | 15.46 | R68625-***-VG-RB-DW | 13.80 |

* Caster weight based on Standard Plate

STEMS

STANDARD THREADED LENGTH: 4"
 STANDARD ROUND LENGTH: 4"
 STANDARD METRIC LENGTH: 4"

CUSTOM DIAMETERS: any
 STANDARD LENGTHS: any



WHEEL CASTER PART NUMBER

| Diameter | Tread Width | Capacity Lbs. | Bearing Type | Swivel Radius | Overall Height | Wheel Type | Swivel | Caster Weight (lbs) | Rigid | Caster Weight (lbs) |
|----------|-------------|-----------------|------------------|---------------|------------------|-----------------------------|----------------------|---------------------|----------------------|---------------------|
| 8" | 2" | 550 | Ball | 6 1/4" | 9 1/2" | Balloon Cushion Rubber Grey | S6883-***-BARG-BB | 10.02 | R6883-***-BARG-BB | 8.29 |
| | | 600 | Roller | | | Moldon Alum. Rubber | S6883-***-MAR-RB | 9.17 | R6883-***-MAR-RB | 7.43 |
| | | 600 | Roller | | | Moldon Rubber | S6883-***-MR-RB | 11.79 | R6883-***-MR-RB | 10.05 |
| | | 600 | Roller | | | ProTech™ Crown | S6883-***-PRO-RB | 8.48 | R6883-***-PRO-RB | 6.74 |
| | | 650 | Roller | | | ProTech™ Flat | S6883-***-PROF-RB | 8.48 | R6883-***-PROF-RB | 6.74 |
| | | 900 | Roller | | | Polyolefin | S6883-***-POX-RB | 7.45 | R6883-***-POX-RB | 5.72 |
| | | 1,000 | Roller | | | Moldon Poly. Urethane | S6883-***-MPU-RB | 8.63 | R6883-***-MPU-RB | 6.89 |
| | | 1,000 | Roller | | | Moldon Urethane Crown | S6883-***-URC-RB | 11.93 | R6883-***-URC-RB | 10.33 |
| | | 1,100 | Roller | | | High Temp Phenolic (475°) | S6883-***-HTPH-RB | 10.00 | R6883-***-HTPH-RB | 8.27 |
| | | 1,100 | Roller | | | Envirothane™ | S6883-***-U-RB | 9.25 | R6883-***-U-RB | 7.51 |
| | | 1,100 | Precision | | | Envirothane™ Grey - PB | S6883-***-UG-PB | 9.12 | R6883-***-UG-PB | 7.39 |
| | | 1,100 | Roller | | | Envirothane™ Grey - RB | S6883-***-UG-RB | 9.25 | R6883-***-UG-RB | 7.51 |
| | | 1,100 | Precision | | | Envirothane™ Grey Crowned | S6883-***-UGC-PB | 9.18 | R6883-***-UGC-PB | 7.45 |
| | | 1,200 | Roller | | | ALThane™ | S6883-***-ALT-RB | 8.31 | R6883-***-ALT-RB | 6.57 |
| | | 1,200 | Precision | | | Freedom™ | S6883-***-FDM-PB | 10.01 | R6883-***-FDM-PB | 8.42 |
| | | 1,200 | Roller | | | Lava™ | S6883-***-LV-RB | 8.19 | R6883-***-LV-RB | 6.46 |
| | | 1,300 | Roller | | | Lava™-WOW | S6883-***-LVW-RB | 8.41 | R6883-***-LVW-RB | 6.82 |
| | | 1,400 | Roller | | | Moldon Alum. Urethane | S6883-***-MAU-RB | 9.35 | R6883-***-MAU-RB | 7.61 |
| | | 1,400 | Roller | | | Nyrol™ | S6883-***-NYN-RB | 8.76 | R6883-***-NYN-RB | 7.02 |
| | | 1,400 | Roller | | | Phenolic | S6883-***-PH-RB | 9.91 | R6883-***-PH-RB | 8.17 |
| 1,400 | Roller | RollX™ | S6883-***-RX-RB | 8.14 | R6883-***-RX-RB | 6.41 | | | | |
| 1,400 | Roller | RollX™-WOW | S6883-***-RXW-RB | 8.41 | R6883-***-RXW-RB | 6.82 | | | | |
| 1,400 | Roller | Solid Steel | S6883-***-SS-RB | 13.35 | R6883-***-SS-RB | 11.61 | | | | |
| 1,400 | Roller | Semi Steel | S6883-***-ST-RB | 13.35 | R6883-***-ST-RB | 11.61 | | | | |
| 1,400 | Roller | Moldon Urethane | S6883-***-UR-RB | 12.51 | R6883-***-UR-RB | 10.77 | | | | |
| 1,400 | Roller | V Groove | S6883-***-VG-RB | 15.31 | R6883-***-VG-RB | 13.57 | | | | |
| 2 1/2" | 2 1/2" | 850 | Roller | 6 1/4" | 9 1/2" | Moldon Rubber | S68825-***-MR-RB-DW | 16.51 | R68825-***-MR-RB-DW | 14.86 |
| | | 1,500 | Precision | | | Envirothane™ Grey - PB | S68825-***-UG-PB-DW | 12.03 | R68825-***-UG-PB-DW | 10.38 |
| | | 1,500 | Roller | | | Envirothane™ Grey - RB | S68825-***-UG-RB-DW | 12.29 | R68825-***-UG-RB-DW | 10.64 |
| | | 1,500 | Roller | | | Envirothane™ | S68825-***-U-RB-DW | 12.29 | R68825-***-U-RB-DW | 10.64 |
| | | 1,400 | Roller | | | ALThane™ | S68825-***-ALT-RB-DW | 10.83 | R68825-***-ALT-RB-DW | 9.18 |
| | | 1,500 | Roller | | | Phenolic | S68825-***-PH-RB-DW | 13.20 | R68825-***-PH-RB-DW | 11.55 |
| | | 1,500 | Roller | | | Moldon Urethane | S68825-***-UR-RB-DW | 19.15 | R68825-***-UR-RB-DW | 17.50 |
| | | 1,500 | Roller | | | Solid Steel | S68825-***-SS-RB-DW | 22.79 | R68825-***-SS-RB-DW | 21.14 |
| | | 1,500 | Roller | | | V Groove | S68825-***-VG-RB-DW | 21.43 | R68825-***-VG-RB-DW | 19.78 |

THREADED STEMS

| *** | DIAMETER | LENGTH | TYPE |
|------------|----------|--------|------|
| 1/2-13X4H0 | 1/2" | 4" | NC |
| 5/8-11X4 | 5/8" | 4" | NC |
| 3/4-10X4 | 3/4" | 4" | NC |
| 7/8-9X4 | 7/8" | 4" | NC |
| 1-8X4 | 1" | 4" | NC |

ROUND STEMS

| *** | DIAMETER | LENGTH | TYPE |
|-----------|----------|--------|-------|
| 500 X 4 | 1/2" | 4" | Plain |
| 625 X 4 | 5/8" | 4" | Plain |
| 750 X 4 | 3/4" | 4" | Plain |
| 875 X 4 | 7/8" | 4" | Plain |
| 1.000 X 4 | 1" | 4" | Plain |
| 1.375 X 4 | 1 3/8" | 4" | Plain |

METRIC STEMS

| *** | DIAMETER | THREAD SIZE | LENGTH |
|------------|----------|-------------|--------|
| M12-1.75X4 | 12mm | 1.75 | 4" |
| M14-2X4 | 14mm | 2.0 | 4" |
| M16-2X4 | 16mm | 2.0 | 4" |
| M18-2.5X4 | 18mm | 2.5 | 4" |
| M20-2.5X4 | 20mm | 2.5 | 4" |
| M22-2.5X4 | 22mm | 2.5 | 4" |
| M24-3X4 | 24mm | 3.0 | 4" |
| M27-3X4 | 27mm | 3.0 | 4" |

* Caster weight based on Standard Plate



6809 SERIES

STAINLESS STEEL

1,400 LBS
casterdepot.com



FEATURES

KINGPIN: 3/4" diameter nut and bolt coined
RACEWAY: 3/8" diameter upper race; 5/16" diameter lower race; hardened stainless steel load bearings
BUSHING: Stainless Steel Roller bearings with delrin or stainless steel roller bearing with stainless steel spanner bushing and plastic side washers or complete delrin bearing

AXLE & NUT: 1/2" stainless steel axle and lock washer and nut
FINISH: Stainless steel corrosion resistant
HARDENED: Work hardened double ball race
LEG SPACING: 2 1/2"
SPECIAL: Complete stainless steel caster

EXCELLENT FOR:

- Bacteria-free environments
- Hospitals
- Pharmaceutical
- Food equipment
- Food processing
- Machinery
- Moisture friendly environments



OPTIONS:

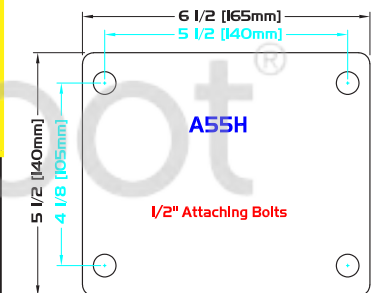
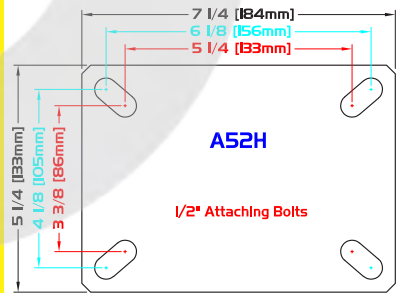
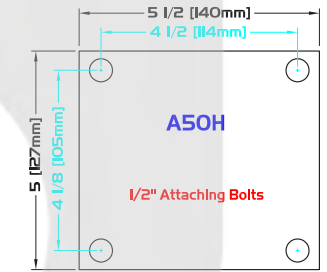
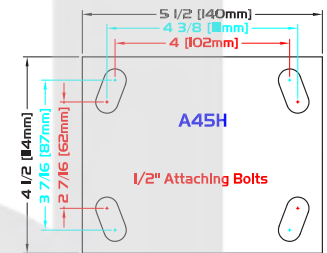
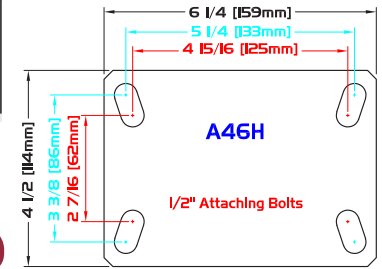
- SLB Side Locking Brake
- 1PSL 1 Position Swivel Lock
- 2PSL 2 Position Swivel Lock
- 3PSL 3 Position Swivel Lock
- 4PSL 4 Position Swivel Lock without wings (welded)
- 4PSLN 4 position Swivel Lock with wings (dismountable)
- BB Ball Bearing (NOT Stainless Steel)
- BBSS Stainless Steel Ball Bearing
- BR Bronze Bearing
- DB Delrin Bearing
- PB Precision Ball Bearing
- PBSS Stainless Steel Precision Ball Bearing
- RB Stainless Steel Roller Bearing (only)
- C Raceway Seal
- DW Double Welding
- OH Special Overall Height
- TG Thread Guards
- Z Zerk in Axle

| WHEEL | | CASTER | | | | PART NUMBER | | | | |
|----------|-------------|---------------|------------------|---------------|------------------|---------------------------|-------------------|---------------------|-------------------|---------------------|
| Diameter | Tread Width | Capacity Lbs. | Bearing Type | Swivel Radius | Overall Height | Wheel Type | Swivel | Caster Weight (lbs) | Rigid | Caster Weight (lbs) |
| 4" | 2" | 300 | Roller | 3 13/16" | 5 5/8" | ProTech™ Crown | S6849-***-PRO-RB | 7.38 | R6849-***-PRO-RB | 5.16 |
| | | 400 | Roller | | | Moldon Alum. Rubber | S6849-***-MAR-RB | 7.88 | R6849-***-MAR-RB | 5.66 |
| | | 550 | Roller | | | Polyolefin | S6849-***-POX-RB | 7.10 | R6849-***-POX-RB | 4.88 |
| | | 600 | Roller | | | High Temp Phenolic (475°) | S6849-***-HTPH-RB | 8.09 | R6849-***-HTPH-RB | 5.87 |
| | | 650 | Roller | | | Envirothane™ | S6849-***-U-RB | 7.50 | R6849-***-U-RB | 5.28 |
| | | 650 | Precision | | | Envirothane™ Grey - PB | S6849-***-UG-PB | 7.48 | R6849-***-UG-PB | 5.26 |
| | | 650 | Roller | | | Envirothane™ Grey - RB | S6849-***-UG-RB | 7.50 | R6849-***-UG-RB | 5.28 |
| | | 700 | Roller | | | Moldon Poly. Urethane | S6849-***-MPU-RB | 7.46 | R6849-***-MPU-RB | 5.24 |
| | | 750 | Roller | | | ALThane™ | S6849-***-ALT-RB | 7.30 | R6849-***-ALT-RB | 5.08 |
| | | 750 | Precision | | | Freedom™ | S6849-***-FDM-PB | 7.68 | R6849-***-FDM-PB | 5.65 |
| | | 800 | Roller | | | Lava™ | S6849-***-LV-RB | 7.36 | R6849-***-LV-RB | 5.14 |
| | | 800 | Roller | | | Moldon Alum. Urethane | S6849-***-MAU-RB | 7.68 | R6849-***-MAU-RB | 5.46 |
| | | 800 | Roller | | | Phenolic | S6849-***-PH-RB | 7.69 | R6849-***-PH-RB | 5.47 |
| | | 800 | Roller | | | RollX™ | S6849-***-RX-RB | 7.31 | R6849-***-RX-RB | 5.09 |
| 900 | Roller | Lava™-WOW | S6849-***-LWV-RB | 7.57 | R6849-***-LWV-RB | 5.35 | | | | |
| 900 | Roller | Nyroll™ | S6849-***-NYN-RB | 7.46 | R6849-***-NYN-RB | 5.24 | | | | |
| 1,200 | Roller | RollX™-WOW | S6849-***-RXW-RB | 7.57 | R6849-***-RXW-RB | 5.35 | | | | |
| 5" | 2" | 350 | Ball | 4" | 6 1/2" | Alum. Rubber Grey | S6859-***-ARG-BB | 8.47 | R6859-***-ARG-BB | 5.88 |
| | | 350 | Roller | | | Soft Rubber | S6859-***-SR-RB | 8.48 | R6859-***-SR-RB | 5.89 |
| | | 375 | Roller | | | ProTech™ Crown | S6859-***-PRO-RB | 7.69 | R6859-***-PRO-RB | 5.10 |
| | | 500 | Roller | | | Moldon Alum. Rubber | S6859-***-MAR-RB | 8.15 | R6859-***-MAR-RB | 5.56 |
| | | 650 | Roller | | | Polyolefin | S6859-***-POX-RB | 7.20 | R6859-***-POX-RB | 4.61 |
| | | 750 | Precision | | | Freedom™ | S6859-***-FDM-PB | 7.98 | R6859-***-FDM-PB | 5.39 |
| | | 750 | Roller | | | High Temp Phenolic (475°) | S6859-***-HTPH-RB | 8.25 | R6859-***-HTPH-RB | 5.66 |
| | | 800 | Roller | | | Lava™ | S6859-***-LV-RB | 7.54 | R6859-***-LV-RB | 4.95 |
| | | 800 | Roller | | | Envirothane™ | S6859-***-U-RB | 7.95 | R6859-***-U-RB | 5.36 |
| | | 800 | Precision | | | Envirothane™ Grey - PB | S6859-***-UG-PB | 8.00 | R6859-***-UG-PB | 5.41 |
| | | 800 | Roller | | | Envirothane™ Grey - RB | S6859-***-UG-RB | 7.95 | R6859-***-UG-RB | 5.36 |
| | | 900 | Roller | | | Moldon Alum. Urethane | S6859-***-MAU-RB | 8.05 | R6859-***-MAU-RB | 5.46 |
| | | 900 | Roller | | | Moldon Poly. Urethane | S6859-***-MPU-RB | 7.93 | R6859-***-MPU-RB | 5.34 |
| | | 950 | Roller | | | ALThane™ | S6859-***-ALT-RB | 7.55 | R6859-***-ALT-RB | 4.96 |
| 1,000 | Roller | Nyroll™ | S6859-***-NYN-RB | 7.79 | R6859-***-NYN-RB | 5.20 | | | | |
| 1,000 | Roller | Phenolic | S6859-***-PH-RB | 8.15 | R6859-***-PH-RB | 5.56 | | | | |
| 1,000 | Roller | RollX™ | S6859-***-RX-RB | 7.49 | R6859-***-RX-RB | 4.90 | | | | |
| 1,100 | Roller | Lava™-WOW | S6859-***-LWV-RB | 7.85 | R6859-***-LWV-RB | 5.26 | | | | |
| 1,400 | Roller | RollX™-WOW | S6859-***-RXW-RB | 7.85 | R6859-***-RXW-RB | 5.26 | | | | |

STANDARD PLATE: A46H

H - Plate Thickness: 1/4"

PLATE DIAGRAMS



| WHEEL | | CASTER | | PART NUMBER | | | | | | |
|----------|-------------|---------------|------------------|---------------|------------------|--------------------------------|---------------------|---------------------|---------------------|---------------------|
| Diameter | Tread Width | Capacity Lbs. | Bearing Type | Swivel Radius | Overall Height | Wheel Type | Swivel | Caster Weight (lbs) | Rigid | Caster Weight (lbs) |
| 6" | 2" | 450 | Ball | 4 3/4" | 7 1/2" | Balloon Cushion Rubber Grey | S6869-***-BARG-BB | 9.03 | R6869-***-BARG-BB | 6.43 |
| | | 450 | Roller | | | ProTech™ Crown | S6869-***-PRO-RB | 8.22 | R6869-***-PRO-RB | 5.62 |
| | | 500 | Roller | | | Moldon Alum. Rubber | S6869-***-MAR-RB | 8.90 | R6869-***-MAR-RB | 6.30 |
| | | 500 | Roller | | | ProTech™ Flat | S6869-***-PROF-RB | 8.22 | R6869-***-PROF-RB | 5.62 |
| | | 700 | Roller | | | Polyolefin | S6869-***-POX-RB | 7.59 | R6869-***-POX-RB | 4.99 |
| | | 900 | Roller | | | High Temp Phenolic (475°) | S6869-***-HTPH-RB | 9.28 | R6869-***-HTPH-RB | 6.68 |
| | | 900 | Roller | | | Moldon Poly. Urethane | S6869-***-MPU-RB | 8.68 | R6869-***-MPU-RB | 6.08 |
| | | 950 | Roller | | | Envirothane™ | S6869-***-U-RB | 8.86 | R6869-***-U-RB | 6.26 |
| | | 950 | Precision | | | Envirothane™ Grey - PB | S6869-***-UG-PB | 8.61 | R6869-***-UG-PB | 6.01 |
| | | 950 | Roller | | | Envirothane™ Grey - RB | S6869-***-UG-RB | 8.86 | R6869-***-UG-RB | 6.26 |
| | | 950 | Precision | | | Envirothane™ Grey Crowned - PB | S6869-***-UGC-PB | 8.56 | R6869-***-UGC-PB | 5.96 |
| | | 1,000 | Precision | | | Freedom™ | S6869-***-FDM-PB | 9.13 | R6869-***-FDM-PB | 6.53 |
| | | 1,100 | Roller | | | Lava™ | S6869-***-LV-RB | 8.00 | R6869-***-LV-RB | 5.40 |
| | | 1,150 | Roller | | | ALThane™ | S6869-***-ALT-RB | 8.33 | R6869-***-ALT-RB | 5.73 |
| | | 1,150 | Roller | | | ALThane™-WOW | S6869-***-ALTWOW-RB | 8.33 | R6869-***-ALTWOW-RB | 5.73 |
| | | 1,200 | Roller | | | Lava™-WOW | S6869-***-LVW-RB | 8.52 | R6869-***-LVW-RB | 6.40 |
| | | 1,200 | Roller | | | Moldon Alum. Urethane | S6869-***-MAU-RB | 8.86 | R6869-***-MAU-RB | 6.26 |
| | | 1,200 | Roller | | | Nyrol™ | S6869-***-NYN-RB | 8.49 | R6869-***-NYN-RB | 5.89 |
| | | 1,200 | Roller | | | Phenolic | S6869-***-PH-RB | 9.18 | R6869-***-PH-RB | 6.58 |
| | | 1,200 | Roller | | | RollX™ | S6869-***-RX-RB | 7.94 | R6869-***-RX-RB | 5.34 |
| 1,400 | Precision | RollX™-WOW-PB | S6869-***-RXW-PB | 8.57 | R6869-***-RXW-PB | 6.45 | | | | |
| 1,400 | Roller | RollX™-WOW | S6869-***-RXW-RB | 8.52 | R6869-***-RXW-RB | 6.40 | | | | |
| 8" | 2" | 550 | Ball | 6 1/4" | 9 1/2" | Balloon Cushion Rubber Grey | S6889-***-BARG-BB | 11.09 | R6889-***-BARG-BB | 8.31 |
| | | 600 | Roller | | | Moldon Alum. Rubber | S6889-***-MAR-RB | 10.26 | R6889-***-MAR-RB | 7.48 |
| | | 600 | Roller | | | ProTech™ Crown | S6889-***-PRO-RB | 9.57 | R6889-***-PRO-RB | 6.79 |
| | | 650 | Roller | | | ProTech™ Flat | S6889-***-PROF-RB | 9.53 | R6889-***-PROF-RB | 6.75 |
| | | 900 | Roller | | | Polyolefin | S6889-***-POX-RB | 8.55 | R6889-***-POX-RB | 5.77 |
| | | 1,000 | Roller | | | Moldon Poly. Urethane | S6889-***-MPU-RB | 9.72 | R6889-***-MPU-RB | 6.94 |
| | | 1,100 | Roller | | | High Temp Phenolic (475°) | S6889-***-HTPH-RB | 11.10 | R6889-***-HTPH-RB | 8.32 |
| | | 1,100 | Roller | | | Envirothane™ | S6889-***-U-RB | 10.34 | R6889-***-U-RB | 7.56 |
| | | 1,100 | Precision | | | Envirothane™ Grey - PB | S6889-***-UG-PB | 10.20 | R6889-***-UG-PB | 7.42 |
| | | 1,100 | Roller | | | Envirothane™ Grey - RB | S6889-***-UG-RB | 10.34 | R6889-***-UG-RB | 7.56 |
| | | 1,100 | Precision | | | Envirothane™ Grey Crowned - PB | S6889-***-UGC-PB | 10.26 | R6889-***-UGC-PB | 7.48 |
| | | 1,200 | Roller | | | ALThane™ | S6889-***-ALT-RB | 9.40 | R6889-***-ALT-RB | 6.62 |
| | | 1,200 | Precision | | | Freedom™ | S6889-***-FDM-PB | 11.22 | R6889-***-FDM-PB | 8.44 |
| | | 1,200 | Roller | | | Lava™ | S6889-***-LV-RB | 9.29 | R6889-***-LV-RB | 6.51 |
| | | 1,300 | Roller | | | Lava™-WOW | S6889-***-LVW-RB | 9.65 | R6889-***-LVW-RB | 6.87 |
| | | 1,400 | Roller | | | Moldon Alum. Urethane | S6889-***-MAU-RB | 10.44 | R6889-***-MAU-RB | 7.66 |
| | | 1,400 | Roller | | | Nyrol™ | S6889-***-NYN-RB | 9.85 | R6889-***-NYN-RB | 7.07 |
| | | 1,400 | Roller | | | Phenolic | S6889-***-PH-RB | 11.00 | R6889-***-PH-RB | 8.22 |
| | | 1,400 | Roller | | | RollX™ | S6889-***-RX-RB | 9.24 | R6889-***-RX-RB | 6.46 |
| | | 1,400 | Roller | | | RollX™-WOW | S6889-***-RXW-RB | 9.65 | R6889-***-RXW-RB | 6.87 |

* Caster weight based on Standard Plate


STEMS

STANDARD THREADED LENGTH: 4"
 STANDARD ROUND LENGTH: 4"
 STANDARD METRIC LENGTH: 4"

CUSTOM DIAMETERS: any
 STANDARD LENGTHS: any



Threaded Stem



Round Stem



Metric Stem



THREADED STEMS

| *** | DIAMETER | LENGTH | TYPE |
|------------|----------|--------|------|
| 1/2-13X4H0 | 1/2" | 4" | NC |
| 5/8-11X4 | 5/8" | 4" | NC |
| 3/4-10X4 | 3/4" | 4" | NC |
| 7/8-9X4 | 7/8" | 4" | NC |
| 1-8X4 | 1" | 4" | NC |

ROUND STEMS

| *** | DIAMETER | LENGTH | TYPE |
|-----------|----------|--------|-------|
| 500 X 4 | 1/2" | 4" | Plain |
| 625 X 4 | 5/8" | 4" | Plain |
| 750 X 4 | 3/4" | 4" | Plain |
| 875 X 4 | 7/8" | 4" | Plain |
| 1.000 X 4 | 1" | 4" | Plain |
| 1.375 X 4 | 1 3/8" | 4" | Plain |

METRIC STEMS

| *** | DIAMETER | THREAD SIZE | LENGTH |
|------------|----------|-------------|--------|
| M12-1.75X4 | 12mm | 1.75 | 4" |
| M14-2X4 | 14mm | 2.0 | 4" |
| M16-2X4 | 16mm | 2.0 | 4" |
| M18-2.5X4 | 18mm | 2.5 | 4" |
| M20-2.5X4 | 20mm | 2.5 | 4" |
| M22-2.5X4 | 22mm | 2.5 | 4" |
| M24-3X4 | 24mm | 3.0 | 4" |
| M27-3X4 | 27mm | 3.0 | 4" |

* All Stems are Stainless Steel



SL6803

SPRING LOADED SERIES

1,500 LBS
casterdepot.com



FEATURES

KINGPIN: 3/4" diameter nut and bolt coined
RACEWAY: 3/8" diameter upper race; 5/16" diameter lower race; hardened steel load bearings
BUSHING: Roller bearings with drilled hardened steel spanner bushing and plastic side washers

AXLE&NUT: 1/2" zerk axle and lock nut (except with PB)
FINISH: Corrosion resistant bright zinc
LUBRICATION: Grease nipple in lower race
HARDENED: Work hardened double ball race
LEG SPACING: 2 1/2"

US Patent No: 6,539,578
 CAD Patent No: 2,311,524

EXCELLENT FOR:

- Mobile motion picture staging
- Aircraft ground support equipment
- In-plant trailer parts
- Trash containers
- Tool carts
- Amusement parks
- Asphalt paving machinery
- Material handling equipment



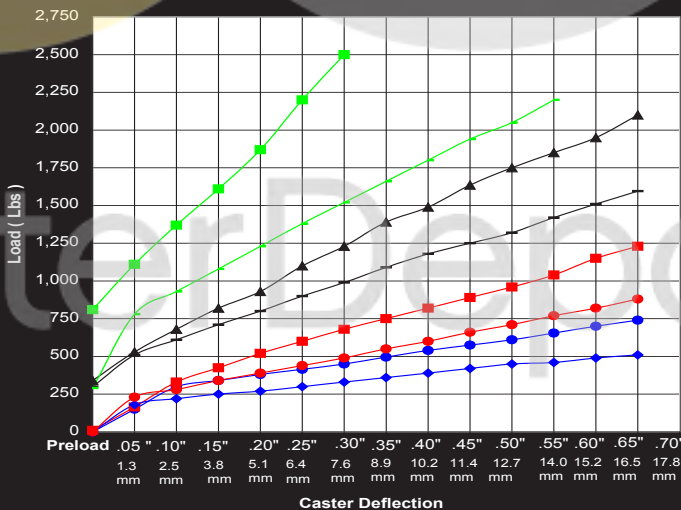
OPTIONS:

- AWL A Lock Wheel Brake (for 6" only)
- UWB Universal Wheel Brake
- 1PSL 1 Position Swivel Lock
- 2PSL 2 Position Swivel Lock
- 3PSL 3 Position Swivel Lock
- 4PSL 4 Position Swivel Lock without wings (welded)
- BB Ball Bearing
- BR Bronze Bearing
- DB Delrin Bearing
- NB Nylon Roller Bearing
- PB Precision Ball Bearing
- RBC Caged Roller Bearing
- C Raceway Seal
- OH Special Overall Height
- SSW Steel Side Washer
- SWH Heat-treated Side Washer
- TG Thread Guards
- Z Zerk in Wheel

| WHEEL | | CASTER | | | | PART NUMBER | | | | | |
|----------|-------------|-------------------|------------------------|---------------|------------------------|---------------------------|------------------------|---------------------|------------------------|---------------------|--|
| Diameter | Tread Width | Capacity Lbs. | Bearing Type | Swivel Radius | Overall Height | Wheel Type | Swivel | Caster Weight (lbs) | Rigid | Caster Weight (lbs) | |
| 5" | 2" | 350 | Ball | 4 13/16" | 8" | Alum. Rubber Grey | SSL6863-***-5ARG-BB-Δ | 10.95 | RSL6863-***-5ARG-BB-Δ | 9.45 | |
| | | 350 | Roller | | | Soft Rubber | SSL6863-***-5SR-RB-Δ | 10.77 | RSL6863-***-5SR-RB-Δ | 9.27 | |
| | | 375 | Roller | | | ProTech™ Crown | SSL6863-***-5PRO-RB-Δ | 9.98 | RSL6863-***-5PRO-RB-Δ | 8.48 | |
| | | 450 | Roller | | | Moldon Rubber | SSL6863-***-5MR-RB-Δ | 11.66 | RSL6863-***-5MR-RB-Δ | 10.16 | |
| | | 500 | Roller | | | Moldon Alum. Rubber | SSL6863-***-5MAR-RB-Δ | 10.44 | RSL6863-***-5MAR-RB-Δ | 8.94 | |
| | | 650 | Roller | | | Polyolefin | SSL6863-***-5POX-RB-Δ | 9.50 | RSL6863-***-5POX-RB-Δ | 8.00 | |
| | | 750 | Roller | | | High Temp Phenolic (475°) | SSL6863-***-5HTPH-RB-Δ | 10.54 | RSL6863-***-5HTPH-RB-Δ | 9.04 | |
| | | 800 | Roller | | | Lava™ | SSL6863-***-5LV-RB-Δ | 9.83 | RSL6863-***-5LV-RB-Δ | 8.33 | |
| | | 800 | Roller | | | Envirothane™ | SSL6863-***-5UR-RB-Δ | 10.24 | RSL6863-***-5UR-RB-Δ | 8.74 | |
| | | 800 | Precision | | | Envirothane™ Grey - PB | SSL6863-***-5UG-PB-Δ | 10.29 | RSL6863-***-5UG-PB-Δ | 8.79 | |
| | | 800 | Roller | | | Envirothane™ Grey - RB | SSL6863-***-5UG-RB-Δ | 10.24 | RSL6863-***-5UG-RB-Δ | 8.74 | |
| | | 900 | Roller | | | Moldon Alum. Urethane | SSL6863-***-5MAU-RB-Δ | 10.34 | RSL6863-***-5MAU-RB-Δ | 8.84 | |
| | | 900 | Roller | | | Moldon Poly. Urethane | SSL6863-***-5MPU-RB-Δ | 10.22 | RSL6863-***-5MPU-RB-Δ | 8.72 | |
| | | 950 | Roller | | | ALTHANE™ | SSL6863-***-5ALT-RB-Δ | 9.84 | RSL6863-***-5ALT-RB-Δ | 8.34 | |
| | | 1,000 | Roller | | | Nyroll™ | SSL6863-***-5NYN-RB-Δ | 10.08 | RSL6863-***-5NYN-RB-Δ | 8.58 | |
| | | 1,000 | Roller | | | Phenolic | SSL6863-***-5PH-RB-Δ | 10.44 | RSL6863-***-5PH-RB-Δ | 8.94 | |
| | | 1,000 | Roller | | | RollX™ | SSL6863-***-5RX-RB-Δ | 9.78 | RSL6863-***-5RX-RB-Δ | 8.28 | |
| | | 1,000 | Roller | | | Solid Steel | SSL6863-***-5SS-RB-Δ | 12.78 | RSL6863-***-5SS-RB-Δ | 10.98 | |
| | | 1,100 | Roller | | | Heavy Duty Lava™ | SSL6863-***-5LVHD-RB-Δ | 10.15 | RSL6863-***-5LVHD-RB-Δ | 8.65 | |
| | | 1,200 | Roller | | | Moldon Urethane | SSL6863-***-5UR-RB-Δ | 12.28 | RSL6863-***-5UR-RB-Δ | 10.78 | |
| | | 1,400 | Roller | | | V Groove | SSL6863-***-5VG-RB-Δ | 13.50 | RSL6863-***-5VG-RB-Δ | 12.00 | |
| | | 1,500 | Roller | | | Ductile Iron Crowned | SSL6863-***-5DIC-RB-Δ | 13.06 | RSL6863-***-5DIC-RB-Δ | 11.56 | |
| 1,500 | Roller | Heavy Duty RollX™ | SSL6863-***-5RXHD-RB-Δ | 10.10 | RSL6863-***-5RXHD-RB-Δ | 8.60 | | | | | |

FINISHES:

- SL68?2 Chrome
- SL68?4 Black
- Inquiries on other finishes welcome



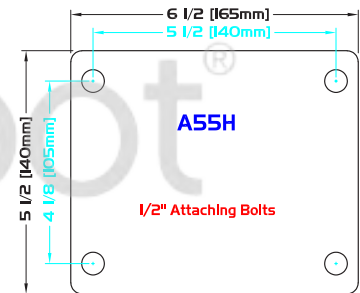
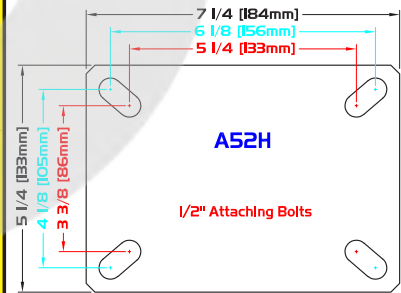
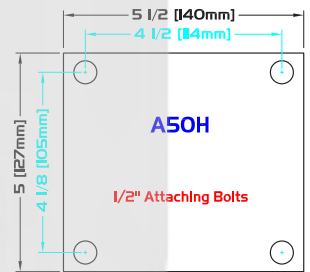
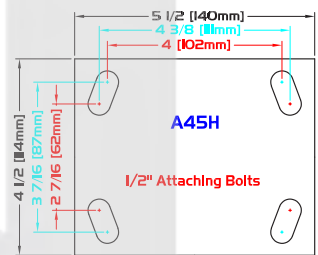
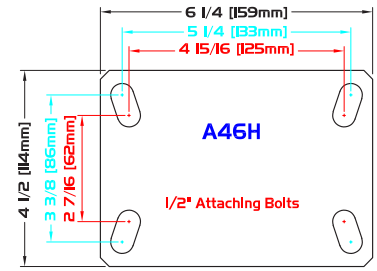
| Type | Wheel Dia. |
|------|-----------------|
| ● A | 5" or 6" |
| ■ B | 5" or 6" |
| ▲ C | 5" or 6" (Std.) |
| ■ D | 5" or 6" |
| ● A | 8" |
| ■ B | 8" |
| ▲ C | 8" (Std.) |
| ■ D | 8" |

STANDARD PLATE: A46H

A46H

H - Plate Thickness: 1/4"

PLATE DIAGRAMS



| WHEEL | | CASTER | | PART NUMBER | | | | | | | | | |
|----------|-------------|----------------------|-----------------------|---------------|-----------------------|-----------------------------|-----------------------|---------------------|-----------------------|---------------------|--|--|--|
| Diameter | Tread Width | Capacity Lbs. | Bearing Type | Swivel Radius | Overall Height | Wheel Type | Swivel | Caster Weight (lbs) | Rigid | Caster Weight (lbs) | | | |
| 6" | 2" | 250 | Ball | 5 5/16" | 8 1/2" | Pneumatic Foam | SSL6863-***-PFC-BB-Δ | 9.50 | RSL6863-***-PFC-BB-Δ | 8.00 | | | |
| | | 250 | Ball | | | Pneumatic Foam Grey | SSL6863-***-PFCG-BB-Δ | 9.50 | RSL6863-***-PFCG-BB-Δ | 8.00 | | | |
| | | 275 | Ball | | | Pneumatic | SSL6863-***-PNC-BB-Δ | 10.41 | RSL6863-***-PNC-BB-Δ | 8.91 | | | |
| | | 275 | Ball | | | Pneumatic Grey | SSL6863-***-PNCG-BB-Δ | 10.41 | RSL6863-***-PNCG-BB-Δ | 8.91 | | | |
| | | 450 | Ball | | | Balloon Cushion Rubber Grey | SSL6863-***-BARG-BB-Δ | 11.29 | RSL6863-***-BARG-BB-Δ | 9.79 | | | |
| | | 450 | Roller | | | ProTech™ Crown | SSL6863-***-PRO-RB-Δ | 10.28 | RSL6863-***-PRO-RB-Δ | 8.78 | | | |
| | | 500 | Roller | | | Moldon Alum. Rubber | SSL6863-***-MAR-RB-Δ | 10.96 | RSL6863-***-MAR-RB-Δ | 9.46 | | | |
| | | 500 | Roller | | | Moldon Rubber | SSL6863-***-MR-RB-Δ | 12.64 | RSL6863-***-MR-RB-Δ | 11.14 | | | |
| | | 500 | Roller | | | ProTech™ Flat | SSL6863-***-PROF-RB-Δ | 10.28 | RSL6863-***-PROF-RB-Δ | 8.78 | | | |
| | | 700 | Roller | | | Polyolefin | SSL6863-***-POX-RB-Δ | 9.65 | RSL6863-***-POX-RB-Δ | 8.15 | | | |
| | | 900 | Roller | | | High Temp Phenolic (475°) | SSL6863-***-HTPH-RB-Δ | 11.34 | RSL6863-***-HTPH-RB-Δ | 9.84 | | | |
| | | 900 | Roller | | | Moldon Poly. Urethane | SSL6863-***-MPU-RB-Δ | 10.74 | RSL6863-***-MPU-RB-Δ | 9.24 | | | |
| | | 950 | Roller | | | Envirothane™ | SSL6863-***-U-RB-Δ | 10.92 | RSL6863-***-U-RB-Δ | 9.42 | | | |
| | | 950 | Precision | | | Envirothane™ Grey - PB | SSL6863-***-UG-PB-Δ | 10.68 | RSL6863-***-UG-PB-Δ | 9.18 | | | |
| | | 950 | Roller | | | Envirothane™ Grey - RB | SSL6863-***-UG-RB-Δ | 10.92 | RSL6863-***-UG-RB-Δ | 9.42 | | | |
| | | 950 | Precision | | | Envirothane™ Grey Crowned | SSL6863-***-UGC-PB-Δ | 10.63 | RSL6863-***-UGC-PB-Δ | 9.13 | | | |
| | | 1,100 | Roller | | | Lava™ | SSL6863-***-LV-RB-Δ | 10.05 | RSL6863-***-LV-RB-Δ | 8.55 | | | |
| | | 1,150 | Roller | | | AlThane™ | SSL6863-***-ALT-RB-Δ | 10.39 | RSL6863-***-ALT-RB-Δ | 8.89 | | | |
| | | 1,200 | Roller | | | Moldon Alum. Urethane | SSL6863-***-MAU-RB-Δ | 10.92 | RSL6863-***-MAU-RB-Δ | 9.42 | | | |
| | | 1,200 | Roller | | | Nyroll™ | SSL6863-***-NYN-RB-Δ | 10.55 | RSL6863-***-NYN-RB-Δ | 9.05 | | | |
| 1,200 | Roller | Phenolic | SSL6863-***-PH-RB-Δ | 11.24 | RSL6863-***-PH-RB-Δ | 9.74 | | | | | | | |
| 1,200 | Roller | RollX™ | SSL6863-***-RX-RB-Δ | 10.00 | RSL6863-***-RX-RB-Δ | 8.50 | | | | | | | |
| 1,200 | Roller | Solid Steel | SSL6863-***-SS-RB-Δ | 13.62 | RSL6863-***-SS-RB-Δ | 12.12 | | | | | | | |
| 1,250 | Roller | Moldon Urethane | SSL6863-***-UR-RB-Δ | 13.10 | RSL6863-***-UR-RB-Δ | 11.60 | | | | | | | |
| 1,300 | Roller | Heavy Duty Lava™ | SSL6863-***-LVHD-RB-Δ | 10.56 | RSL6863-***-LVHD-RB-Δ | 9.06 | | | | | | | |
| 1,400 | Roller | V Groove | SSL6863-***-VG-RB-Δ | 14.75 | RSL6863-***-VG-RB-Δ | 13.25 | | | | | | | |
| 1,500 | Roller | Ductile Iron Crowned | SSL6863-***-DIC-RB-Δ | 14.08 | RSL6863-***-DIC-RB-Δ | 12.58 | | | | | | | |
| 1,500 | Roller | Heavy Duty RollX™ | SSL6863-***-RXHD-RB-Δ | 10.51 | RSL6863-***-RXHD-RB-Δ | 9.01 | | | | | | | |
| 1,500 | Precision | RollX™-WOW-PB | SSL6863-***-RXW-PB-Δ | 10.87 | RSL6863-***-RXW-PB-Δ | 8.75 | | | | | | | |
| 1,500 | Roller | RollX™-WOW | SSL6863-***-RXW-RB-Δ | 10.58 | RSL6863-***-RXW-RB-Δ | 8.46 | | | | | | | |
| 8" | 2" | 550 | Ball | 6 7/8" | 10 1/2" | Balloon Cushion Rubber Grey | SSL6883-***-BARG-BB-Δ | 13.51 | RSL6883-***-BARG-BB-Δ | 12.01 | | | |
| | | 600 | Roller | | | Moldon Alum. Rubber | SSL6883-***-MAR-RB-Δ | 12.50 | RSL6883-***-MAR-RB-Δ | 11.00 | | | |
| | | 600 | Roller | | | Moldon Rubber | SSL6883-***-MR-RB-Δ | 15.12 | RSL6883-***-MR-RB-Δ | 13.62 | | | |
| | | 600 | Roller | | | ProTech™ Crown | SSL6883-***-PRO-RB-Δ | 11.81 | RSL6883-***-PRO-RB-Δ | 10.31 | | | |
| | | 650 | Roller | | | ProTech™ Flat | SSL6883-***-PROF-RB-Δ | 11.77 | RSL6883-***-PROF-RB-Δ | 10.27 | | | |
| | | 900 | Roller | | | Polyolefin | SSL6883-***-POX-RB-Δ | 10.79 | RSL6883-***-POX-RB-Δ | 9.29 | | | |
| | | 1,000 | Roller | | | Moldon Poly. Urethane | SSL6883-***-MPU-RB-Δ | 11.96 | RSL6883-***-MPU-RB-Δ | 10.46 | | | |
| | | 1,100 | Roller | | | High Temp Phenolic (475°) | SSL6883-***-HTPH-RB-Δ | 13.34 | RSL6883-***-HTPH-RB-Δ | 11.84 | | | |
| | | 1,100 | Roller | | | Envirothane™ | SSL6883-***-U-RB-Δ | 12.58 | RSL6883-***-U-RB-Δ | 11.08 | | | |
| | | 1,100 | Precision | | | Envirothane™ Grey - PB | SSL6883-***-UG-PB-Δ | 12.45 | RSL6883-***-UG-PB-Δ | 10.95 | | | |
| | | 1,100 | Roller | | | Envirothane™ Grey - RB | SSL6883-***-UG-RB-Δ | 12.58 | RSL6883-***-UG-RB-Δ | 11.08 | | | |
| | | 1,100 | Precision | | | Envirothane™ Grey Crowned | SSL6883-***-UGC-PB-Δ | 12.51 | RSL6883-***-UGC-PB-Δ | 11.01 | | | |
| | | 1,200 | Roller | | | AlThane™ | SSL6883-***-ALT-RB-Δ | 11.64 | RSL6883-***-ALT-RB-Δ | 10.14 | | | |
| | | 1,200 | Roller | | | Lava™ | SSL6883-***-LV-RB-Δ | 11.53 | RSL6883-***-LV-RB-Δ | 10.03 | | | |
| | | 1,250 | Roller | | | Moldon Alum. Urethane | SSL6883-***-MAU-RB-Δ | 12.68 | RSL6883-***-MAU-RB-Δ | 11.18 | | | |
| | | 1,250 | Roller | | | Nyroll™ | SSL6883-***-NYN-RB-Δ | 12.09 | RSL6883-***-NYN-RB-Δ | 10.59 | | | |
| | | 1,250 | Roller | | | Phenolic | SSL6883-***-PH-RB-Δ | 13.24 | RSL6883-***-PH-RB-Δ | 11.74 | | | |
| | | 1,250 | Roller | | | RollX™ | SSL6883-***-RX-RB-Δ | 11.48 | RSL6883-***-RX-RB-Δ | 9.98 | | | |
| | | 1,250 | Roller | | | Solid Steel | SSL6883-***-SS-RB-Δ | 16.68 | RSL6883-***-SS-RB-Δ | 15.18 | | | |
| | | 1,250 | Roller | | | Semi Steel | SSL6883-***-ST-RB-Δ | 16.68 | RSL6883-***-ST-RB-Δ | 15.18 | | | |
| 1,250 | Roller | Moldon Urethane | SSL6883-***-UR-RB-Δ | 15.84 | RSL6883-***-UR-RB-Δ | 14.34 | | | | | | | |
| 1,250 | Roller | V Groove | SSL6883-***-VG-RB-Δ | 18.64 | RSL6883-***-VG-RB-Δ | 17.14 | | | | | | | |

* Caster weight based on Standard Plate

SL6803


SPRING LOADED SERIES

casterdepot.com

STEMS

STANDARD THREADED LENGTH: 4"
STANDARD ROUND LENGTH: 4"

CUSTOM DIAMETERS: any
STANDARD LENGTHS: any



THREADED STEMS

| *** | DIAMETER | LENGTH | TYPE |
|------------|----------|--------|------|
| 1/2-13X4HO | 1/2" | 4" | NC |
| 5/8-11X4 | 5/8" | 4" | NC |
| 3/4-10X4 | 3/4" | 4" | NC |
| 7/8-9X4 | 7/8" | 4" | NC |
| 1-8X4 | 1" | 4" | NC |

ROUND STEMS

| *** | DIAMETER | LENGTH | TYPE |
|-----------|----------|--------|-------|
| 500 X 4 | 1/2" | 4" | Plain |
| 625 X 4 | 5/8" | 4" | Plain |
| 750 X 4 | 3/4" | 4" | Plain |
| 875 X 4 | 7/8" | 4" | Plain |
| 1.000 X 4 | 1" | 4" | Plain |
| 1.375 X 4 | 1 3/8" | 4" | Plain |

CasterDepot®



eHABS 500-25,000 LBS

EMERGENCY HAND ACTIVATED BRAKING SYSTEM



FEATURES

The Emergency Hand Activated Braking System has many possibilities that allow for a brake or swivel lock to be engaged and disengaged by hand, instead of the conventional foot operated devices. The eHABS is excellent for ergonomically challenged applications. As well, the brake can be engaged with greater speed.

**Available
in stainless steel**

EXCELLENT FOR:

- Emergency brake
- No run away carts
- Never forget to lock
- Always on pull-off
- No floor grade fears
- No bending to engage brake
- Add-on to any cart.(5th. wheel)
- Any length cable
- Stop on a ramp

APPLICATION:

- Cruise ships
- Postal
- Food carts
- Film production equipment
- Aircraft carries
- No bending
- Easily accessible
- Total brake engagement
- Ergonomically Friendly

SPECIAL:

Available in 6400 series and up



MOLDON ALUM.
RUBBER



MOLDON ALUM.
URETHANE



MOLDON
RUBBER



MOLDON
URETHANE

eHABS





6900 FORGED SERIES

1,600 LBS
casterdepot.com



FEATURES

KINGPIN: 3/4" diameter integral kingpin and nut
RACEWAY: 7/16" diameter upper ball race with tapered roller thrust bearing
BUSHING: Roller bearings with drilled hardened steel spanner bushing and plastic side washers

AXLE&NUT: 1/2" zerk axle and lock nut (except with PB)
FINISH: Corrosion resistant bright zinc
LUBRICATION: Grease nipple in lower race
LEG SPACING: 2 1/2"

EXCELLENT FOR:

- Industrial Platforms
- Garbage & Cargo containers
- Dolly carts
- All other hard working industrial functions



WHEEL

CASTER

PART NUMBER

OPTIONS:

- TSB Thumb Screw Brake
- UWB Universal Wheel Brake
- BB Ball Bearing
- BR Bronze Bearing
- DB Delrin Bearing
- NB Nylon Roller Bearing
- PB Precision Ball Bearing
- RBC Caged Roller Bearing
- DW Double Welding
- SSW Steel Side Washer
- SWH Heat-treated Side Washer
- TG Thread Guards
- Z Zerk in Wheel

| Diameter | Tread Width | Capacity Lbs. | Bearing Type | Swivel Radius | Overall Height | Wheel Type | Swivel | Caster Weight (lbs) | Rigid | Caster Weight (lbs) |
|----------|-------------|----------------------|-------------------|---------------|-------------------|---------------------------|--------------------|---------------------|--------------------|---------------------|
| 4" | 2" | 300 | Roller | 3 13/16" | 5 5/8" | Moldon Rubber | S6904-A46H-MR-RB | 10.11 | R6904-A46H-MR-RB | 7.13 |
| | | 300 | Roller | | | ProTech™ Crown | S6904-A46H-PRO-RB | 8.11 | R6904-A46H-PRO-RB | 5.13 |
| | | 400 | Roller | | | Moldon Alum. Rubber | S6904-A46H-MAR-RB | 8.61 | R6904-A46H-MAR-RB | 5.63 |
| | | 550 | Roller | | | Polyolefin | S6904-A46H-POX-RB | 7.83 | R6904-A46H-POX-RB | 4.85 |
| | | 600 | Roller | | | High Temp Phenolic (475°) | S6904-A46H-HTPH-RB | 8.82 | R6904-A46H-HTPH-RB | 5.84 |
| | | 650 | Precision | | | Envirothane™ Grey - PB | S6904-A46H-UG-PB | 8.23 | R6904-A46H-UG-PB | 5.25 |
| | | 650 | Roller | | | Envirothane™ Grey - RB | S6904-A46H-UG-RB | 8.23 | R6904-A46H-UG-RB | 5.25 |
| | | 650 | Roller | | | Envirothane™ | S6904-A46H-UR-RB | 8.23 | R6904-A46H-UR-RB | 5.25 |
| | | 700 | Roller | | | Moldon Poly. Urethane | S6904-A46H-MPU-RB | 8.19 | R6904-A46H-MPU-RB | 5.21 |
| | | 700 | Roller | | | Solid Steel | S6904-A46H-SS-RB | 10.01 | R6904-A46H-SS-RB | 7.03 |
| | | 700 | Roller | | | Moldon Urethane Crown | S6904-A46H-URC-RB | 9.83 | R6904-A46H-URC-RB | 6.85 |
| | | 750 | Roller | | | ALTHane™ | S6904-A46H-ALT-RB | 8.03 | R6904-A46H-ALT-RB | 5.05 |
| | | 750 | Precision | | | Freedom™ | S6904-A46H-FDM-PB | 8.44 | R6904-A46H-FDM-PB | 5.46 |
| | | 800 | Roller | | | Lava™ | S6904-A46H-LV-RB | 8.09 | R6904-A46H-LV-RB | 5.11 |
| | | 800 | Roller | | | Moldon Alum. Urethane | S6904-A46H-MAU-RB | 8.41 | R6904-A46H-MAU-RB | 5.43 |
| | | 800 | Roller | | | Phenolic | S6904-A46H-PH-RB | 8.42 | R6904-A46H-PH-RB | 5.44 |
| | | 800 | Roller | | | RollX™ | S6904-A46H-RX-RB | 8.04 | R6904-A46H-RX-RB | 5.06 |
| | | 800 | Roller | | | Moldon Urethane | S6904-A46H-UR-RB | 9.71 | R6904-A46H-UR-RB | 6.73 |
| | | 900 | Roller | | | Lava™-WOW | S6904-A46H-LVW-RB | 8.30 | R6904-A46H-LVW-RB | 5.32 |
| | | 900 | Roller | | | Nyroll™ | S6904-A46H-NYN-RB | 8.19 | R6904-A46H-NYN-RB | 5.21 |
| 1,000 | Roller | V Groove | S6904-A46H-VG-RB | 11.03 | R6904-A46H-VG-RB | 8.05 | | | | |
| 1,200 | Roller | RollX™-WOW | S6904-A46H-RXW-RB | 8.30 | R6904-A46H-RXW-RB | 5.32 | | | | |
| 5" | 2" | 350 | Ball | 4 3/4" | 6 1/2" | Alum. Rubber Grey | S6905-A46H-ARG-BB | 9.39 | R6905-A46H-ARG-BB | 6.63 |
| | | 350 | Roller | | | Soft Rubber | S6905-A46H-SR-RB | 9.36 | R6905-A46H-SR-RB | 6.60 |
| | | 375 | Roller | | | ProTech™ Crown | S6905-A46H-PRO-RB | 8.57 | R6905-A46H-PRO-RB | 5.81 |
| | | 450 | Roller | | | Moldon Rubber | S6905-A46H-MR-RB | 10.25 | R6905-A46H-MR-RB | 7.49 |
| | | 500 | Roller | | | Moldon Alum. Rubber | S6905-A46H-MAR-RB | 9.03 | R6905-A46H-MAR-RB | 6.27 |
| | | 650 | Roller | | | Polyolefin | S6905-A46H-POX-RB | 8.08 | R6905-A46H-POX-RB | 5.32 |
| | | 750 | Precision | | | Freedom™ | S6905-A46H-FDM-PB | 8.89 | R6905-A46H-FDM-PB | 6.13 |
| | | 750 | Roller | | | High Temp Phenolic (475°) | S6905-A46H-HTPH-RB | 9.13 | R6905-A46H-HTPH-RB | 6.37 |
| | | 800 | Roller | | | Lava™ | S6905-A46H-LV-RB | 8.42 | R6905-A46H-LV-RB | 5.66 |
| | | 800 | Roller | | | Envirothane™ | S6905-A46H-UR-RB | 8.83 | R6905-A46H-UR-RB | 6.07 |
| | | 800 | Precision | | | Envirothane™ Grey - PB | S6905-A46H-UG-PB | 8.89 | R6905-A46H-UG-PB | 6.13 |
| | | 800 | Roller | | | Envirothane™ Grey - RB | S6905-A46H-UG-RB | 8.83 | R6905-A46H-UG-RB | 6.07 |
| | | 800 | Roller | | | Moldon Urethane Crown | S6905-A46H-URC-RB | 10.17 | R6905-A46H-URC-RB | 7.41 |
| | | 900 | Roller | | | Moldon Alum. Urethane | S6905-A46H-MAU-RB | 8.93 | R6905-A46H-MAU-RB | 6.17 |
| | | 900 | Roller | | | Moldon Poly. Urethane | S6905-A46H-MPU-RB | 8.81 | R6905-A46H-MPU-RB | 6.05 |
| | | 950 | Roller | | | ALTHane™ | S6905-A46H-ALT-RB | 8.43 | R6905-A46H-ALT-RB | 5.67 |
| | | 1,000 | Roller | | | Nyroll™ | S6905-A46H-NYN-RB | 8.67 | R6905-A46H-NYN-RB | 5.91 |
| | | 1,000 | Roller | | | Phenolic | S6905-A46H-PH-RB | 9.03 | R6905-A46H-PH-RB | 6.27 |
| | | 1,000 | Roller | | | RollX™ | S6905-A46H-RX-RB | 8.37 | R6905-A46H-RX-RB | 5.61 |
| | | 1,000 | Roller | | | Solid Steel | S6905-A46H-SS-RB | 11.07 | R6905-A46H-SS-RB | 8.31 |
| 1,100 | Roller | Lava™-WOW | S6905-A46H-LVW-RB | 7.73 | R6905-A46H-LVW-RB | 5.97 | | | | |
| 1,200 | Roller | Moldon Urethane | S6905-A46H-UR-RB | 10.87 | R6905-A46H-UR-RB | 8.11 | | | | |
| 1,400 | Roller | RollX™-WOW | S6905-A46H-RXW-RB | 7.73 | R6905-A46H-RXW-RB | 5.97 | | | | |
| 1,400 | Roller | V Groove | S6905-A46H-VG-RB | 12.09 | R6905-A46H-VG-RB | 9.33 | | | | |
| 1,600 | Roller | Ductile Iron Crowned | S6905-A46H-DIC-RB | 11.65 | R6905-A46H-DIC-RB | 8.89 | | | | |

SPECIAL:

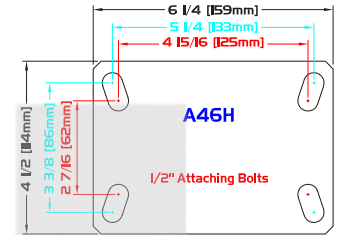
Drop forged steel top plate AISI 1045.
Double deep grooved raceway.

PLATE DIAGRAMS

STANDARD PLATE: A46H

Plate Thickness: 1/4"

| WHEEL | | CASTER | | | | PART NUMBER | | | | | |
|----------|-------------|---------------|-------------------|---------------|-------------------|-----------------------------|----------------------|---------------------|----------------------|---------------------|--|
| Diameter | Tread Width | Capacity Lbs. | Bearing Type | Swivel Radius | Overall Height | Wheel Type | Swivel | Caster Weight (lbs) | Rigid | Caster Weight (lbs) | |
| 6" | 2" | 275 | Precision | 5 9/16" | 7 1/2" | Flat Free | S6906-A46H-FFC-PBB | 9.33 | R6906-A46H-FFC-PBB | 6.21 | |
| | | 450 | Ball | | | Balloon Cushion Rubber Grey | S6906-A46H-BARG-BB | 10.25 | R6906-A46H-BARG-BB | 7.13 | |
| | | 450 | Roller | | | ProTech™ Crown | S6906-A46H-PRO-RB | 9.39 | R6906-A46H-PRO-RB | 6.27 | |
| | | 500 | Roller | | | Moldon Alum. Rubber | S6906-A46H-MAR-RB | 10.07 | R6906-A46H-MAR-RB | 6.95 | |
| | | 500 | Roller | | | Moldon Rubber | S6906-A46H-MR-RB | 11.75 | R6906-A46H-MR-RB | 8.63 | |
| | | 500 | Roller | | | ProTech™ Flat | S6906-A46H-PROF-RB | 9.39 | R6906-A46H-PROF-RB | 6.27 | |
| | | 700 | Roller | | | Polyolefin | S6906-A46H-POX-RB | 8.76 | R6906-A46H-POX-RB | 5.64 | |
| | | 900 | Roller | | | High Temp Phenolic (475°) | S6906-A46H-HTPH-RB | 10.45 | R6906-A46H-HTPH-RB | 7.33 | |
| | | 900 | Roller | | | Moldon Poly. Urethane | S6906-A46H-MPU-RB | 9.85 | R6906-A46H-MPU-RB | 6.73 | |
| | | 900 | Roller | | | Moldon Urethane Crown | S6906-A46H-URC-RB | 11.62 | R6906-A46H-URC-RB | 8.50 | |
| | | 950 | Roller | | | Envirothane™ | S6906-A46H-U-RB | 10.03 | R6906-A46H-U-RB | 6.91 | |
| | | 950 | Precision | | | Envirothane™ Grey - PB | S6906-A46H-UG-PB | 9.80 | R6906-A46H-UG-PB | 6.68 | |
| | | 950 | Roller | | | Envirothane™ Grey - RB | S6906-A46H-UG-RB | 10.03 | R6906-A46H-UG-RB | 6.91 | |
| | | 950 | Precision | | | Envirothane™ Grey Crowned | S6906-A46H-UGC-PB | 9.75 | R6906-A46H-UGC-PB | 6.63 | |
| | | 1,000 | Precision | | | Freedom™ | S6906-A46H-FDM-PB | 10.33 | R6906-A46H-FDM-PB | 7.21 | |
| | | 1,100 | Roller | | | Lava™ | S6906-A46H-LV-RB | 9.16 | R6906-A46H-LV-RB | 6.04 | |
| | | 1,150 | Roller | | | ALThane™ | S6906-A46H-ALT-RB | 9.50 | R6906-A46H-ALT-RB | 6.38 | |
| | | 1,150 | Roller | | | ALThane™-WOW | S6906-A46H-ALTWOW-RB | 9.50 | R6906-A46H-ALTWOW-RB | 6.38 | |
| | | 1,200 | Roller | | | Lava™-WOW | S6906-A46H-LVW-RB | 9.69 | R6906-A46H-LVW-RB | 7.57 | |
| | | 1,200 | Roller | | | Moldon Alum. Urethane | S6906-A46H-MAU-RB | 10.03 | R6906-A46H-MAU-RB | 6.91 | |
| | | 1,200 | Roller | | | Nyroll™ | S6906-A46H-NYN-RB | 9.66 | R6906-A46H-NYN-RB | 6.54 | |
| | | 1,200 | Roller | | | Phenolic | S6906-A46H-PH-RB | 10.35 | R6906-A46H-PH-RB | 7.23 | |
| | | 1,200 | Roller | | | RollX™ | S6906-A46H-RX-RB | 9.11 | R6906-A46H-RX-RB | 6.00 | |
| | | 1,200 | Roller | | | Solid Steel | S6906-A46H-SS-RB | 12.73 | R6906-A46H-SS-RB | 9.61 | |
| | | 1,250 | Roller | | | Moldon Urethane | S6906-A46H-UR-RB | 12.21 | R6906-A46H-UR-RB | 9.09 | |
| | | 1,400 | Roller | | | V Groove | S6906-A46H-VG-RB | 13.85 | R6906-A46H-VG-RB | 10.73 | |
| | | 1,600 | Roller | | | Ductile Iron Crowned | S6906-A46H-DIC-RB | 13.19 | R6906-A46H-DIC-RB | 10.07 | |
| | | 1,600 | Precision | | | RollX™-WOW-PB | S6906-A46H-RXW-PB | 9.99 | R6906-A46H-RXW-PB | 7.87 | |
| 1,600 | Roller | RollX™-WOW | S6906-A46H-RXW-RB | 9.69 | R6906-A46H-RXW-RB | 7.57 | | | | | |
| 8" | 2" | 550 | Ball | 6 1/4" | 10 1/8" | Balloon Cushion Rubber Grey | S6908-A46H-BARG-BB | 12.01 | R6908-A46H-BARG-BB | 9.11 | |
| | | 600 | Roller | | | Moldon Alum. Rubber | S6908-A46H-MAR-RB | 11.15 | R6908-A46H-MAR-RB | 8.25 | |
| | | 600 | Roller | | | Moldon Rubber | S6908-A46H-MR-RB | 13.77 | R6908-A46H-MR-RB | 10.87 | |
| | | 600 | Roller | | | ProTech™ Crown | S6908-A46H-PRO-RB | 10.46 | R6908-A46H-PRO-RB | 7.56 | |
| | | 650 | Roller | | | ProTech™ Flat | S6908-A46H-PROF-RB | 10.46 | R6908-A46H-PROF-RB | 7.56 | |
| | | 900 | Roller | | | Polyolefin | S6908-A46H-POX-RB | 9.44 | R6908-A46H-POX-RB | 6.54 | |
| | | 1,000 | Roller | | | Moldon Poly. Urethane | S6908-A46H-MPU-RB | 10.61 | R6908-A46H-MPU-RB | 7.71 | |
| | | 1,000 | Roller | | | Moldon Urethane Crown | S6908-A46H-URC-RB | 14.05 | R6908-A46H-URC-RB | 11.15 | |
| | | 1,100 | Roller | | | High Temp Phenolic (475°) | S6908-A46H-HTPH-RB | 12.00 | R6908-A46H-HTPH-RB | 9.09 | |
| | | 1,100 | Roller | | | Envirothane™ | S6908-A46H-U-RB | 11.23 | R6908-A46H-U-RB | 8.33 | |
| | | 1,100 | Precision | | | Envirothane™ Grey - PB | S6908-A46H-UG-PB | 11.11 | R6908-A46H-UG-PB | 8.21 | |
| | | 1,100 | Roller | | | Envirothane™ Grey - RB | S6908-A46H-UG-RB | 11.23 | R6908-A46H-UG-RB | 8.33 | |
| | | 1,100 | Precision | | | Envirothane™ Grey Crowned | S6908-A46H-UGC-PB | 11.17 | R6908-A46H-UGC-PB | 8.27 | |
| | | 1,200 | Roller | | | ALThane™ | S6908-A46H-ALT-RB | 10.29 | R6908-A46H-ALT-RB | 7.39 | |
| | | 1,200 | Precision | | | Freedom™ | S6908-A46H-FDM-PB | 12.14 | R6908-A46H-FDM-PB | 9.24 | |
| | | 1,200 | Roller | | | Lava™ | S6908-A46H-LV-RB | 10.18 | R6908-A46H-LV-RB | 7.28 | |
| | | 1,300 | Roller | | | Lava™-WOW | S6908-A46H-LVW-RB | 10.45 | R6908-A46H-LVW-RB | 7.64 | |
| | | 1,400 | Roller | | | Nyroll™ | S6908-A46H-NYN-RB | 10.74 | R6908-A46H-NYN-RB | 7.84 | |
| | | 1,400 | Roller | | | Phenolic | S6908-A46H-PH-RB | 11.89 | R6908-A46H-PH-RB | 9.00 | |
| | | 1,400 | Roller | | | RollX™ | S6908-A46H-RX-RB | 10.13 | R6908-A46H-RX-RB | 7.23 | |
| | | 1,400 | Roller | | | Solid Steel | S6908-A46H-SS-RB | 15.33 | R6908-A46H-SS-RB | 12.43 | |
| | | 1,400 | Roller | | | Semi Steel | S6908-A46H-ST-RB | 15.33 | R6908-A46H-ST-RB | 12.43 | |
| | | 1,400 | Roller | | | V Groove | S6908-A46H-VG-RB | 17.29 | R6908-A46H-VG-RB | 14.39 | |
| | | 1,500 | Roller | | | Moldon Alum. Urethane | S6908-A46H-MAU-RB | 11.33 | R6908-A46H-MAU-RB | 8.43 | |
| | | 1,500 | Roller | | | Moldon Urethane | S6908-A46H-UR-RB | 14.49 | R6908-A46H-UR-RB | 11.59 | |
| | | 1,600 | Roller | | | RollX™-WOW | S6908-A46H-RXW-RB | 10.45 | R6908-A46H-RXW-RB | 7.64 | |



* Caster weight based on Standard Plate



TEXTILE SERIES

950LBS
casterdepot.com



FEATURES

KINGPIN: 1 1/2" Tread; 5/8" Rivet diameter;
2" Tread; 3/4" Rivet diameter
RACEWAY: 1 1/2" Tread; 5/16" diameter upper race; 1/4" diameter
lower race; hardened steel load bearings
2" Tread; 3/8" diameter upper race; 5/16" diameter
lower race; hardened steel load bearings

BUSHING: Roller bearings with drilled hardened steel
spanner bushing and plastic side washers
1/2" zerk axle and lock nut (except with PB)
FINISH: Corrosion resistant bright zinc
LUBRICATION: Grease nipple in lower race
HARDENED: Yoke and plate

EXCELLENT FOR:

- Medium duty platform trucks
- Small Garbage bins
- Food service equipment
- Hotel
- Large stock carts



OPTIONS:

- 4PSL 4 Position Swivel Lock without wings (welded)
- BB Ball Bearing
- BR Bronze Bearing
- DB Delrin Bearing
- NB Nylon Roller Bearing
- PB Precision Ball Bearing
- RBC Caged Roller Bearing
- C Raceway Seal
- SSW Steel Side Washer
- SWH Heat-treated Side Washer
- Z Zerk in Wheel

| WHEEL | | CASTER | | | | PART NUMBER | | | | |
|----------|-------------|------------------------|------------------------|---------------------------|-------------------------|---------------------------|-------------------------|---------------------|-------------------------|------------------------|
| Diameter | Tread Width | Capacity Lbs. | Bearing Type | Swivel Radius | Overall Height | Wheel Type | Swivel | Caster Weight (lbs) | Rigid | Caster Weight (lbs) |
| 4" | 1 1/2" | 325 | Roller | 1 3/4" | 5 1/4" | ProTech™ Flat | S6443-***-PROF-RB-TG-TX | 4.32 | R6443-***-PROF-RB-TG-TX | 3.52 |
| | | 400 | Roller | | | Polyolefin | S6443-***-PO-RB-TG-TX | 4.19 | R6443-***-PO-RB-TG-TX | 3.39 |
| | | 400 | Roller | | | High Temp Phenolic (475°) | S6443-***-HTPH-RB-TG-TX | 4.85 | R6443-***-HTPH-RB-TG-TX | 4.05 |
| | | 500 | Roller | | | Envirothane™ | S6443-***-U-RB-TG-TX | 4.46 | R6443-***-U-RB-TG-TX | 3.66 |
| | | 500 | Roller | | | Envirothane™ Grey - RB | S6443-***-UG-RB-TG-TX | 4.46 | R6443-***-UG-RB-TG-TX | 3.66 |
| | | 600 | Roller | | | Nyroll™ | S6443-***-NYN-RB-TG-TX | 4.34 | R6443-***-NYN-RB-TG-TX | 3.54 |
| | | 600 | Roller | | | Phenolic | S6443-***-PH-RB-TG-TX | 4.54 | R6443-***-PH-RB-TG-TX | 3.74 |
| | | 600 | Roller | | | Moldon Urethane | S6443-***-UR-RB-TG-TX | 5.50 | R6443-***-UR-RB-TG-TX | 4.70 |
| | | 675 | Roller | | | Moldon Alum. Urethane | S6443-***-MAU-RB-TG-TX | 4.63 | R6443-***-MAU-RB-TG-TX | 3.83 |
| | | 675 | Roller | | | Lava™ | S6443-***-LV-RB-TG-TX | 4.65 | R6443-***-LV-RB-TG-TX | 3.85 |
| | | 675 | Roller | | | RollX™ | S6443-***-RX-RB-TG-TX | 4.55 | R6443-***-RX-RB-TG-TX | 3.75 |
| | | 5" | 1 1/2" | | | 325 | Roller | 1 7/8" | 6 1/4" | ProTech™ Flat |
| 400 | Roller | | | High Temp Phenolic (475°) | S6453-***-HTPH-RB-TG-TX | 4.99 | R6453-***-HTPH-RB-TG-TX | | | 4.19 |
| 450 | Roller | | | Polyolefin | S6453-***-PO-RB-TG-TX | 4.33 | R6453-***-PO-RB-TG-TX | | | 3.53 |
| 600 | Roller | | | Nyroll™ | S6453-***-NYN-RB-TG-TX | 4.54 | R6453-***-NYN-RB-TG-TX | | | 3.74 |
| 600 | Roller | | | Phenolic | S6453-***-PH-RB-TG-TX | 4.94 | R6453-***-PH-RB-TG-TX | | | 4.14 |
| 600 | Roller | | | Envirothane™ | S6453-***-U-RB-TG-TX | 4.92 | R6453-***-U-RB-TG-TX | | | 4.12 |
| 600 | Roller | | | Envirothane™ Grey - RB | S6453-***-UG-RB-TG-TX | 4.92 | R6453-***-UG-RB-TG-TX | | | 4.12 |
| 675 | Roller | | | Moldon Alum. Urethane | S6453-***-MAU-RB-TG-TX | 4.98 | R6453-***-MAU-RB-TG-TX | | | 4.18 |
| 675 | Roller | | | Lava™ | S6453-***-LV-RB-TG-TX | 4.91 | R6453-***-LV-RB-TG-TX | | | 4.11 |
| 675 | Roller | | | RollX™ | S6453-***-RX-RB-TG-TX | 5.24 | R6453-***-RX-RB-TG-TX | | | 4.44 |
| 675 | Roller | | | Moldon Urethane | S6453-***-UR-RB-TG-TX | 6.52 | R6453-***-UR-RB-TG-TX | | | 5.72 |
| 2" | 375 | | | Roller | 2 1/16" | 6 1/2" | ProTech™ Crown | | | S6853-***-PRO-RB-TG-TX |
| | 500 | | Roller | Moldon Alum. Rubber | | | S6853-***-MAR-RB-TG-TX | 7.21 | R6853-***-MAR-RB-TG-TX | 5.69 |
| | 650 | | Roller | Polyolefin | | | S6853-***-POX-RB-TG-TX | 6.26 | R6853-***-POX-RB-TG-TX | 4.74 |
| | 750 | | Precision | Freedom™ | | | S6853-***-FDM-PB-TG-TX | 7.03 | R6853-***-FDM-PB-TG-TX | 5.51 |
| | 750 | | Roller | High Temp Phenolic (475°) | | | S6853-***-HTPH-RB-TG-TX | 7.31 | R6853-***-HTPH-RB-TG-TX | 5.79 |
| | 800 | | Roller | Lava™ | | | S6853-***-LV-RB-TG-TX | 6.60 | R6853-***-LV-RB-TG-TX | 5.08 |
| 800 | Roller | | Envirothane™ | S6853-***-U-RB-TG-TX | 7.01 | R6853-***-U-RB-TG-TX | 5.49 | | | |
| 800 | Precision | Envirothane™ Grey - PB | S6853-***-UG-PB-TG-TX | 7.03 | R6853-***-UG-PB-TG-TX | 5.51 | | | | |
| 800 | Roller | Moldon Urethane Crown | S6853-***-URC-RB-TG-TX | 8.35 | R6853-***-URC-RB-TG-TX | 6.83 | | | | |
| 900 | Roller | Moldon Alum. Urethane | S6853-***-MAU-RB-TG-TX | 7.11 | R6853-***-MAU-RB-TG-TX | 5.59 | | | | |
| 950 | Roller | ALTHANE™ | S6853-***-ALT-RB-TG-TX | 6.61 | R6853-***-ALT-RB-TG-TX | 5.09 | | | | |
| 950 | Roller | Nyroll™ | S6853-***-NYN-RB-TG-TX | 6.85 | R6853-***-NYN-RB-TG-TX | 5.33 | | | | |
| 950 | Roller | Phenolic | S6853-***-PH-RB-TG-TX | 7.21 | R6853-***-PH-RB-TG-TX | 5.69 | | | | |
| 950 | Roller | RollX™ | S6853-***-RX-RB-TG-TX | 6.45 | R6853-***-RX-RB-TG-TX | 4.93 | | | | |
| 950 | Roller | Lava™-WOW | S6853-***-LWV-RB-TG-TX | 6.60 | R6853-***-LWV-RB-TG-TX | 5.08 | | | | |
| 950 | Roller | Moldon Urethane | S6853-***-UR-RB-TG-TX | 9.05 | R6853-***-UR-RB-TG-TX | 7.53 | | | | |
| 950 | Roller | RollX™-WOW | S6853-***-RXW-RB-TG-TX | 6.91 | R6853-***-RXW-RB-TG-TX | 5.39 | | | | |

SPECIAL:

Algood's Textile Caster are used where minimizing threads wrapping around axles.
Thread Guards, prevent debris on the wheel bearings retain lubricants and keep out contaminants.
Special plates available:

A38H • A40H • A46H • A50H for 1 1/2" Tread
A46H • A50H for 2" Tread

* Caster weight based on Standard Plate and Application specific

TEXTILE SERIES

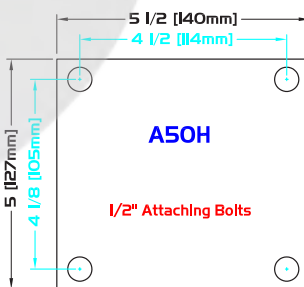
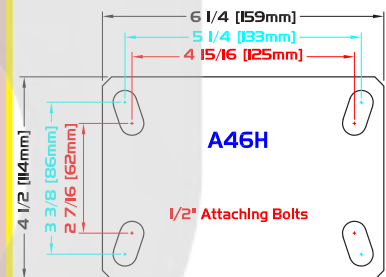
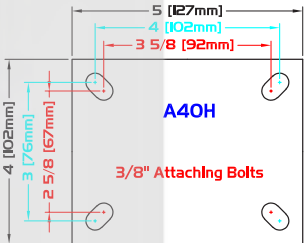
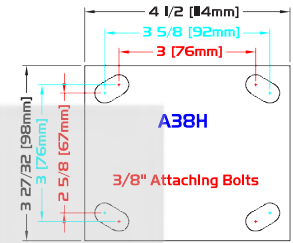
casterdepot.com

PLATE DIAGRAMS

STANDARD PLATE: A38H for 1 1/2" Tread H - Plate Thickness: 1/4"
 STANDARD PLATE: A46H for 2" Tread H - Plate Thickness: 1/4"

| WHEEL | | CASTER | | | | PART NUMBER | | | | |
|----------|-------------|---------------|-----------------------|---------------------------|---------------------------|---------------------------|---------------------------|---------------------|-------------------------|---------------------|
| Diameter | Tread Width | Capacity Lbs. | Bearing Type | Swivel Radius | Overall Height | Wheel Type | Swivel | Caster Weight (lbs) | Rigid | Caster Weight (lbs) |
| 1 1/2" | 1 1/2" | 375 | Roller | 2" | 7 1/4" | ProTech™ Flat | S6463-***-PROF-RB-TG-TX | 4.72 | R6463-***-PROF-RB-TG-TX | 3.92 |
| | | 500 | Roller | | | High Temp Phenolic (475°) | S6463-***-HTPH-RB-TG-TX | 5.84 | R6463-***-HTPH-RB-TG-TX | 5.04 |
| | | 550 | Roller | | | Polyolefin | S6463-***-PO-RB-TG-TX | 4.82 | R6463-***-PO-RB-TG-TX | 4.02 |
| | | 675 | Roller | | | Moldon Alum. Urethane | S6463-***-MAU-RB-TG-TX | 5.32 | R6463-***-MAU-RB-TG-TX | 4.52 |
| | | 675 | Roller | | | Nyrol™ | S6463-***-NYN-RB-TG-TX | 5.06 | R6463-***-NYN-RB-TG-TX | 4.26 |
| | | 675 | Roller | | | Phenolic | S6463-***-PH-RB-TG-TX | 5.20 | R6463-***-PH-RB-TG-TX | 4.40 |
| | | 675 | Roller | | | Envirothane™ | S6463-***-U-RB-TG-TX | 5.20 | R6463-***-U-RB-TG-TX | 4.40 |
| | | 675 | Precision | | | Envirothane™ Grey - PB | S6463-***-UG-PB-TG-TX | 5.20 | R6463-***-UG-PB-TG-TX | 4.40 |
| | | 675 | Roller | | | Moldon Urethane | S6463-***-UR-RB-TG-TX | 7.00 | R6463-***-UR-RB-TG-TX | 6.20 |
| | | 6" | 2" | | | 450 | Roller | 2 3/8" | 7 1/2" | ProTech™ Crown |
| 500 | Roller | | | Moldon Alum. Rubber | S6863-***-MAR-RB-TG-TX | 7.95 | R6863-***-MAR-RB-TG-TX | | | 6.39 |
| 500 | Roller | | | ProTech™ Flat | S6863-***-PROF-RB-TG-TX | 6.87 | R6863-***-PROF-RB-TG-TX | | | 5.31 |
| 700 | Roller | | | Polyolefin | S6863-***-POX-RB-TG-TX | 6.46 | R6863-***-POX-RB-TG-TX | | | 4.90 |
| 900 | Roller | | | High Temp Phenolic (475°) | S6863-***-HTPH-RB-TG-TX | 8.15 | R6863-***-HTPH-RB-TG-TX | | | 6.59 |
| 900 | Roller | | | Moldon Urethane Crown | S6863-***-URC-RB-TG-TX | 9.32 | R6863-***-URC-RB-TG-TX | | | 7.76 |
| 950 | Roller | | | ALThane™ | S6863-***-ALT-RB-TG-TX | 7.20 | R6863-***-ALT-RB-TG-TX | | | 5.64 |
| 950 | Roller | | | ALThane™-WOW | S6863-***-ALTWOW-RB-TG-TX | 6.90 | R6863-***-ALTWOW-RB-TG-TX | | | 5.34 |
| 950 | Roller | | | Envirothane™ | S6863-***-U-RB-TG-TX | 7.37 | R6863-***-U-RB-TG-TX | | | 6.17 |
| 950 | Precision | | | Envirothane™ Grey - PB | S6863-***-UG-PB-TG-TX | 7.46 | R6863-***-UG-PB-TG-TX | | | 5.90 |
| 950 | Precision | | Freedom™ | S6863-***-FDM-PB-TG-TX | 8.00 | R6863-***-FDM-PB-TG-TX | 6.44 | | | |
| 950 | Roller | | Lava™ | S6863-***-LV-RB-TG-TX | 6.86 | R6863-***-LV-RB-TG-TX | 5.30 | | | |
| 950 | Roller | | Lava™-WOW | S6863-***-LVW-RB-TG-TX | 7.35 | R6863-***-LVW-RB-TG-TX | 5.79 | | | |
| 950 | Roller | | Moldon Alum. Urethane | S6863-***-MAU-RB-TG-TX | 7.73 | R6863-***-MAU-RB-TG-TX | 6.17 | | | |
| 950 | Roller | | Moldon Urethane | S6863-***-UR-RB-TG-TX | 9.91 | R6863-***-UR-RB-TG-TX | 8.35 | | | |
| 950 | Roller | | Nyrol™ | S6863-***-NYN-RB-TG-TX | 7.36 | R6863-***-NYN-RB-TG-TX | 5.80 | | | |
| 950 | Roller | | Phenolic | S6863-***-PH-RB-TG-TX | 8.05 | R6863-***-PH-RB-TG-TX | 6.49 | | | |
| 950 | Roller | | RollX™ | S6863-***-RX-RB-TG-TX | 6.71 | R6863-***-RX-RB-TG-TX | 5.15 | | | |
| 950 | Roller | | RollX™-WOW | S6863-***-RXW-RB-TG-TX | 7.35 | R6863-***-RXW-RB-TG-TX | 5.79 | | | |

* Caster weight based on Standard Plate and Application specific



CasterDepot®

7000 SERIES

Special stems & plates available (see 7003 series)
Available in stainless steel (see 7009 series)

900 LBS

casterdepot.com



FEATURES

KINGPIN: 5/8" diameter nut and bolt coined
RACEWAY: 5/16" diameter upper race; 1/4" diameter lower race; hardened steel load bearings
BUSHING: Roller bearings with drilled hardened steel spanner bushing and plastic side washers

AXLE&NUT: 1/2" zerk axle and lock nut (except with PB)
FINISH: Corrosion resistant bright zinc
LUBRICATION: Grease nipple in lower race
HARDENED: Work hardened double ball race
LEG SPACING: 2 1/2"

EXCELLENT FOR:

- Stock carts
- Platform trucks
- Garbage bins
- Wire shelving units
- Heavy service equipment
- Factory use
- Rugged, yet economical



WHEEL

CASTER

PART NUMBER

OPTIONS:

- SLB Side Locking Brake
- TLB Top Locking Brake (TLB & TLB1 not available with the 3 1/4" wheel)
- TLB1 ALGrip
- TSB Thumb Screw Brake
- UWB Universal Wheel Brake
- 4PSL 4 Position Swivel Lock without wings (welded)
- BB Ball Bearing
- BR Bronze Bearing
- DB Delrin Bearing
- NB Nylon Roller Bearing
- PB Precision Ball Bearing
- RBC Caged Roller Bearing
- C Raceway Seal
- DW Double Welding
- SSW Steel Side Washer
- SWH Heat-treated Side Washer
- TG Thread Guards
- Z Zerk in Wheel

SPECIAL:

Special stems and plates available (see 7003 series)

Available in stainless steel (see 7009 series)

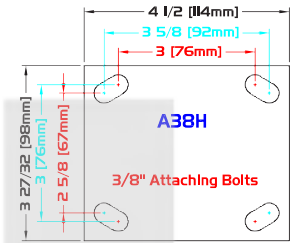
| Diameter | Tread Width | Capacity Lbs. | Bearing Type | Swivel Radius | Overall Height | Wheel Type | Swivel | Caster Weight (lbs) | Rigid | Caster Weight (lbs) |
|----------|-------------|-----------------|-------------------|---------------|-------------------|---------------------------|--------------------|---------------------|--------------------|---------------------|
| 4" | 2" | 300 | Roller | 3 9/16" | 5 5/8" | Moldon Rubber | S7004-A38H-MR-RB | 6.47 | R7004-A38H-MR-RB | 5.51 |
| | | 300 | Roller | | | ProTech™ Crown | S7004-A38H-PRO-RB | 4.47 | R7004-A38H-PRO-RB | 3.51 |
| | | 400 | Roller | | | Moldon Alum. Rubber | S7004-A38H-MAR-RB | 4.79 | R7004-A38H-MAR-RB | 4.01 |
| | | 550 | Roller | | | Polyolefin | S7004-A38H-POX-RB | 4.19 | R7004-A38H-POX-RB | 3.23 |
| | | 600 | Roller | | | High Temp Phenolic (475°) | S7004-A38H-HTPH-RB | 5.18 | R7004-A38H-HTPH-RB | 4.22 |
| | | 650 | Roller | | | Envirothane™ | S7004-A38H-U-RB | 4.59 | R7004-A38H-U-RB | 3.63 |
| | | 650 | Precision | | | Envirothane™ Grey - PB | S7004-A38H-UG-PB | 4.57 | R7004-A38H-UG-PB | 3.61 |
| | | 650 | Roller | | | Envirothane™ Grey - RB | S7004-A38H-UG-RB | 4.59 | R7004-A38H-UG-RB | 3.63 |
| | | 700 | Roller | | | Moldon Poly. Urethane | S7004-A38H-MPU-RB | 4.55 | R7004-A38H-MPU-RB | 3.59 |
| | | 700 | Roller | | | Solid Steel | S7004-A38H-SS-RB | 6.37 | R7004-A38H-SS-RB | 5.41 |
| | | 700 | Roller | | | Moldon Urethane Crown | S7004-A38H-URC-RB | 6.19 | R7004-A38H-URC-RB | 5.23 |
| | | 750 | Roller | | | ALThane™ | S7004-A38H-ALT-RB | 4.39 | R7004-A38H-ALT-RB | 3.43 |
| | | 750 | Precision | | | Freedom™ | S7004-A38H-FDM-PB | 4.80 | R7004-A38H-FDM-PB | 3.84 |
| | | 800 | Roller | | | Lava™ | S7004-A38H-LV-RB | 4.45 | R7004-A38H-LV-RB | 3.49 |
| | | 800 | Roller | | | Moldon Alum. Urethane | S7004-A38H-MAU-RB | 4.77 | R7004-A38H-MAU-RB | 3.81 |
| | | 800 | Roller | | | Phenolic | S7004-A38H-PH-RB | 4.78 | R7004-A38H-PH-RB | 3.82 |
| | | 800 | Roller | | | RollX™ | S7004-A38H-RX-RB | 4.40 | R7004-A38H-RX-RB | 3.44 |
| | | 800 | Roller | | | Moldon Urethane | S7004-A38H-UR-RB | 6.07 | R7004-A38H-UR-RB | 5.11 |
| | | 900 | Roller | | | Lava™-WOW | S7004-A38H-LVW-RB | 4.66 | R7004-A38H-LVW-RB | 3.70 |
| | | 900 | Roller | | | Nyroll™ | S7004-A38H-NYN-RB | 4.55 | R7004-A38H-NYN-RB | 3.59 |
| 900 | Roller | RollX™-WOW | S7004-A38H-RXW-RB | 4.66 | R7004-A38H-RXW-RB | 3.70 | | | | |
| 900 | Roller | V Groove | S7004-A38H-VG-RB | 7.39 | R7004-A38H-VG-RB | 6.43 | | | | |
| 5" | 2" | 350 | Ball | 4 1/4" | 6 1/2" | Alum. Rubber Grey | S7005-A38H-ARG-BB | 5.71 | R7005-A38H-ARG-BB | 4.75 |
| | | 350 | Roller | | | Soft Rubber | S7005-A38H-SR-RB | 5.68 | R7005-A38H-SR-RB | 4.72 |
| | | 375 | Roller | | | ProTech™ Crown | S7005-A38H-PRO-RB | 4.89 | R7005-A38H-PRO-RB | 3.93 |
| | | 450 | Roller | | | Moldon Rubber | S7005-A38H-MR-RB | 6.57 | R7005-A38H-MR-RB | 5.61 |
| | | 500 | Roller | | | Moldon Alum. Rubber | S7005-A38H-MAR-RB | 5.35 | R7005-A38H-MAR-RB | 4.39 |
| | | 650 | Roller | | | Polyolefin | S7005-A38H-POX-RB | 4.40 | R7005-A38H-POX-RB | 3.44 |
| | | 750 | Precision | | | Freedom™ | S7005-A38H-FDM-PB | 5.21 | R7005-A38H-FDM-PB | 4.25 |
| | | 750 | Roller | | | High Temp Phenolic (475°) | S7005-A38H-HTPH-RB | 5.35 | R7005-A38H-HTPH-RB | 4.49 |
| | | 800 | Roller | | | Lava™ | S7005-A38H-LV-RB | 4.74 | R7005-A38H-LV-RB | 3.78 |
| | | 800 | Roller | | | Envirothane™ | S7005-A38H-U-RB | 5.15 | R7005-A38H-U-RB | 4.19 |
| | | 800 | Precision | | | Envirothane™ Grey - PB | S7005-A38H-UG-PB | 5.13 | R7005-A38H-UG-PB | 4.17 |
| | | 800 | Roller | | | Envirothane™ Grey - RB | S7005-A38H-UG-RB | 5.15 | R7005-A38H-UG-RB | 4.19 |
| | | 800 | Roller | | | Moldon Urethane Crown | S7005-A38H-URC-RB | 6.49 | R7005-A38H-URC-RB | 5.53 |
| | | 900 | Roller | | | ALThane™ | S7005-A38H-ALT-RB | 4.75 | R7005-A38H-ALT-RB | 3.79 |
| | | 900 | Roller | | | Ductile Iron Crowned | S7005-A38H-DIC-RB | 7.97 | R7005-A38H-DIC-RB | 7.01 |
| | | 900 | Roller | | | Lava™-WOW | S7005-A38H-LVW-RB | 5.05 | R7005-A38H-LVW-RB | 4.09 |
| | | 900 | Roller | | | Moldon Alum. Urethane | S7005-A38H-MAU-RB | 5.25 | R7005-A38H-MAU-RB | 4.29 |
| | | 900 | Roller | | | Moldon Poly. Urethane | S7005-A38H-MPU-RB | 5.13 | R7005-A38H-MPU-RB | 4.17 |
| | | 900 | Roller | | | Nyroll™ | S7005-A38H-NYN-RB | 4.99 | R7005-A38H-NYN-RB | 4.03 |
| | | 900 | Roller | | | Phenolic | S7005-A38H-PH-RB | 5.35 | R7005-A38H-PH-RB | 4.39 |
| 900 | Roller | RollX™ | S7005-A38H-RX-RB | 4.69 | R7005-A38H-RX-RB | 3.73 | | | | |
| 900 | Roller | RollX™-WOW | S7005-A38H-RXW-RB | 5.05 | R7005-A38H-RXW-RB | 4.09 | | | | |
| 900 | Roller | Solid Steel | S7005-A38H-SS-RB | 7.39 | R7005-A38H-SS-RB | 6.43 | | | | |
| 900 | Roller | Moldon Urethane | S7005-A38H-UR-RB | 7.19 | R7005-A38H-UR-RB | 6.23 | | | | |
| 900 | Roller | V Groove | S7005-A38H-VG-RB | 8.41 | R7005-A38H-VG-RB | 7.45 | | | | |

PLATE DIAGRAMS

STANDARD PLATE: A38H

Plate Thickness: 1/4"

| WHEEL | | CASTER | | | | PART NUMBER | | | | |
|----------|-------------|---------------------------|-------------------|---------------|-------------------|-----------------------------|----------------------|---------------------|----------------------|---------------------|
| Diameter | Tread Width | Capacity Lbs. | Bearing Type | Swivel Radius | Overall Height | Wheel Type | Swivel | Caster Weight (lbs) | Rigid | Caster Weight (lbs) |
| 6" | 2" | 275 | Precision | 5" | 7 1/2" | Flat Free | S7006-A38H-FFC-PBB | 5.21 | R7006-A38H-FFC-PBB | 4.27 |
| | | 450 | Ball | | | Balloon Cushion Rubber Grey | S7006-A38H-BARG-BB | 6.13 | R7006-A38H-BARG-BB | 5.19 |
| | | 450 | Roller | | | ProTech™ Crown | S7006-A38H-PRO-RB | 5.27 | R7006-A38H-PRO-RB | 4.33 |
| | | 500 | Roller | | | Moldon Alum. Rubber | S7006-A38H-MAR-RB | 5.95 | R7006-A38H-MAR-RB | 5.01 |
| | | 500 | Roller | | | Moldon Rubber | S7006-A38H-MR-RB | 7.63 | R7006-A38H-MR-RB | 6.69 |
| | | 500 | Roller | | | ProTech™ Flat | S7006-A38H-PROF-RB | 5.27 | R7006-A38H-PROF-RB | 4.33 |
| | | 700 | Roller | | | Polyolefin | S7006-A38H-POX-RB | 4.64 | R7006-A38H-POX-RB | 3.70 |
| | | 900 | Roller | | | ALThane™ | S7006-A38H-ALT-RB | 5.38 | R7006-A38H-ALT-RB | 4.44 |
| | | 900 | Roller | | | ALThane™-WOW | S7006-A38H-ALTWOW-RB | 5.38 | R7006-A38H-ALTWOW-RB | 4.44 |
| | | 900 | Roller | | | Ductile Iron Crowned | S7006-A38H-DIC-RB | 9.07 | R7006-A38H-DIC-RB | 8.13 |
| | | 900 | Precision | | | Freedom™ | S7006-A38H-FDM-PB | 6.21 | R7006-A38H-FDM-PB | 5.27 |
| | | 900 | Roller | | | Lava™ | S7006-A38H-LV-RB | 5.04 | R7006-A38H-LV-RB | 4.10 |
| | | 900 | Roller | | | Lava™-WOW | S7006-A38H-LVW-RB | 5.57 | R7006-A38H-LVW-RB | 4.63 |
| | | 900 | Roller | | | Moldon Alum. Urethane | S7006-A38H-MAU-RB | 5.91 | R7006-A38H-MAU-RB | 4.97 |
| | | 900 | Roller | | | Moldon Poly. Urethane | S7006-A38H-MPU-RB | 5.73 | R7006-A38H-MPU-RB | 4.79 |
| | | 900 | Roller | | | Nyroll™ | S7006-A38H-NYN-RB | 5.54 | R7006-A38H-NYN-RB | 4.60 |
| | | 900 | Roller | | | Phenolic | S7006-A38H-PH-RB | 6.23 | R7006-A38H-PH-RB | 5.29 |
| | | 900 | Roller | | | High Temp Phenolic (475°) | S7006-A38H-HTPH-RB | 6.33 | R7006-A38H-HTPH-RB | 5.39 |
| | | 900 | Roller | | | RollX™ | S7006-A38H-RX-RB | 4.99 | R7006-A38H-RX-RB | 4.05 |
| | | 900 | Precision | | | RollX™-WOW-PB | S7006-A38H-RXW-PB | 5.87 | R7006-A38H-RXW-PB | 4.93 |
| | | 900 | Roller | | | RollX™-WOW | S7006-A38H-RXW-RB | 5.57 | R7006-A38H-RXW-RB | 4.63 |
| | | 900 | Roller | | | Solid Steel | S7006-A38H-SS-RB | 8.61 | R7006-A38H-SS-RB | 7.67 |
| | | 900 | Roller | | | Envirothane™ | S7006-A38H-U-RB | 5.91 | R7006-A38H-U-RB | 4.97 |
| | | 900 | Precision | | | Envirothane™ Grey - PB | S7006-A38H-UG-PB | 5.68 | R7006-A38H-UG-PB | 4.74 |
| 900 | Roller | Envirothane™ Grey - RB | S7006-A38H-UG-RB | 5.91 | R7006-A38H-UG-RB | 4.97 | | | | |
| 900 | Precision | Envirothane™ Grey Crowned | S7006-A38H-UGC-PB | 5.63 | R7006-A38H-UGC-PB | 4.69 | | | | |
| 900 | Roller | Moldon Urethane | S7006-A38H-UR-RB | 8.09 | R7006-A38H-UR-RB | 7.15 | | | | |
| 900 | Roller | Moldon Urethane Crown | S7006-A38H-URC-RB | 7.50 | R7006-A38H-URC-RB | 6.56 | | | | |
| 900 | Roller | V Groove | S7006-A38H-VG-RB | 9.73 | R7006-A38H-VG-RB | 8.79 | | | | |
| 8" | 2" | 550 | Ball | 6 1/2" | 9 1/2" | Balloon Cushion Rubber Grey | S7008-A38H-BARG-BB | 8.05 | R7008-A38H-BARG-BB | 6.99 |
| | | 600 | Roller | | | Moldon Alum. Rubber | S7008-A38H-MAR-RB | 7.19 | R7008-A38H-MAR-RB | 6.13 |
| | | 600 | Roller | | | Moldon Rubber | S7008-A38H-MR-RB | 9.81 | R7008-A38H-MR-RB | 8.75 |
| | | 600 | Roller | | | ProTech™ Crown | S7008-A38H-PRO-RB | 6.50 | R7008-A38H-PRO-RB | 5.44 |
| | | 650 | Roller | | | ProTech™ Flat | S7008-A38H-PROF-RB | 6.50 | R7008-A38H-PROF-RB | 5.40 |
| | | 900 | Roller | | | ALThane™ | S7008-A38H-ALT-RB | 6.33 | R7008-A38H-ALT-RB | 5.27 |
| | | 900 | Precision | | | Freedom™ | S7008-A38H-FDM-PB | 8.18 | R7008-A38H-FDM-PB | 7.12 |
| | | 900 | Roller | | | Lava™ | S7008-A38H-LV-RB | 6.22 | R7008-A38H-LV-RB | 5.16 |
| | | 900 | Roller | | | Lava™-WOW | S7008-A38H-LVW-RB | 6.58 | R7008-A38H-LVW-RB | 5.52 |
| | | 900 | Roller | | | Moldon Alum. Urethane | S7008-A38H-MAU-RB | 7.37 | R7008-A38H-MAU-RB | 6.31 |
| | | 900 | Roller | | | Moldon Poly. Urethane | S7008-A38H-MPU-RB | 6.65 | R7008-A38H-MPU-RB | 5.59 |
| | | 900 | Roller | | | Nyroll™ | S7008-A38H-NYN-RB | 6.78 | R7008-A38H-NYN-RB | 5.72 |
| | | 900 | Roller | | | Phenolic | S7008-A38H-PH-RB | 7.93 | R7008-A38H-PH-RB | 6.87 |
| | | 900 | Roller | | | High Temp Phenolic (475°) | S7008-A38H-HTPH-RB | 8.03 | R7008-A38H-HTPH-RB | 6.97 |
| | | 900 | Roller | | | Polyolefin | S7008-A38H-POX-RB | 5.48 | R7008-A38H-POX-RB | 4.42 |
| | | 900 | Roller | | | RollX™ | S7008-A38H-RX-RB | 6.17 | R7008-A38H-RX-RB | 5.11 |
| | | 900 | Roller | | | RollX™-WOW | S7008-A38H-RXW-RB | 6.58 | R7008-A38H-RXW-RB | 5.52 |
| | | 900 | Roller | | | Semi Steel | S7008-A38H-SS-RB | 11.37 | R7008-A38H-SS-RB | 10.31 |
| | | 900 | Roller | | | Solid Steel | S7008-A38H-ST-RB | 11.37 | R7008-A38H-ST-RB | 10.31 |
| | | 900 | Roller | | | Envirothane™ | S7008-A38H-U-RB | 7.27 | R7008-A38H-U-RB | 6.21 |
| | | 900 | Precision | | | Envirothane™ Grey - PB | S7008-A38H-UG-PB | 7.25 | R7008-A38H-UG-PB | 6.19 |
| | | 900 | Roller | | | Envirothane™ Grey - RB | S7008-A38H-UG-RB | 7.27 | R7008-A38H-UG-RB | 6.21 |
| | | 900 | Precision | | | Envirothane™ Grey Crowned | S7008-A38H-UGC-PB | 7.21 | R7008-A38H-UGC-PB | 6.15 |
| | | 900 | Roller | | | Moldon Urethane | S7008-A38H-UR-RB | 10.53 | R7008-A38H-UR-RB | 9.47 |
| 900 | Roller | Moldon Urethane Crown | S7008-A38H-URC-RB | 10.09 | R7008-A38H-URC-RB | 9.03 | | | | |
| 900 | Roller | V Groove | S7008-A38H-VG-RB | 14.47 | R7008-A38H-VG-RB | 13.41 | | | | |



* Caster weight based on Standard Plate

7003 SERIES

Available in Stainless Steel (see 7009 series)

900 LBS
casterdepot.com



FEATURES

KINGPIN: 5/8" diameter nut and bolt coined
RACEWAY: 5/16" diameter upper race; 1/4" diameter lower race; hardened steel load bearings
BUSHING: Roller bearings with drilled hardened steel spanner bushing and plastic side washers

AXLE&NUT: 1/2" zerk axle and lock nut (except with PB)
FINISH: Corrosion resistant bright zinc
LUBRICATION: Grease nipple in lower race
HARDENED: Work hardened double ball race
LEG SPACING: 2 1/2"

EXCELLENT FOR:

- Stock carts
- Platform trucks
- Garbage bins
- Wire shelving units
- Heavy service equipment
- Factory use
- Rugged, yet economical



OPTIONS:

- SLB Side Locking Brake
- TLB Top Locking Brake (TLB, TLB1 & TLB2 not available with the 3 1/4" wheel)
- TLB1 ALGrip
- TLB2 Top Locking Brake w/extra large pedal
- TSB Thumb Screw Brake
- UWB Universal Wheel Brake
- 1PSL 1 Position Swivel Lock
- 2PSL 2 Position Swivel Lock
- 3PSL 3 Position Swivel Lock
- 4PSL 4 Position Swivel Lock without wings (welded)
- 4PSLN 4 position Swivel Lock with wings (demountable)
- BB Ball Bearing
- BR Bronze Bearing
- DB Delrin Bearing
- NB Nylon Roller Bearing
- PB Precision Ball Bearing
- RBC Caged Roller Bearing
- C Raceway Seal
- DW Double Welding
- OH Special Overall Height
- SSW Steel Side Washer
- SWH Heat-treated Side Washer
- TG Thread Guards
- Z Zerk in Wheel

FINISHES:

- 70?A Antique
 - 70?PB Polished Brass
 - 70?1 Brass
 - 70?2 Chrome
 - 70?4 Black
- Inquiries on other finishes welcome

SPECIAL:

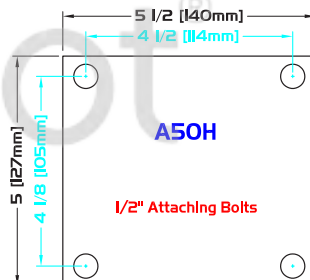
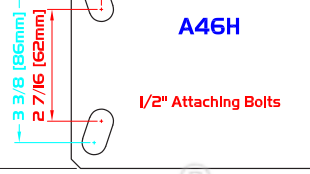
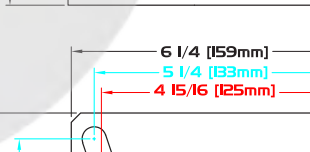
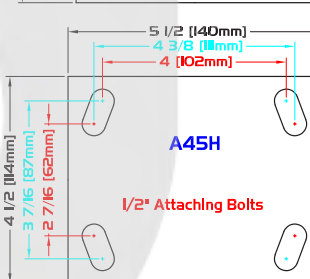
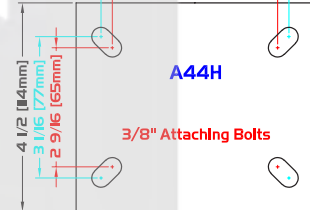
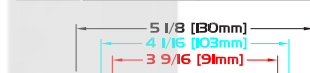
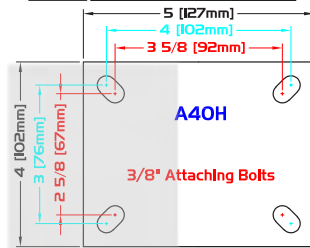
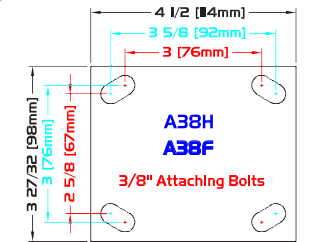
Custom plates, stems & overall heights available

| WHEEL | | CASTER | | | | PART NUMBER | | | | |
|----------|-------------|---------------|--------------|-----------------|------------------|---------------------------|-------------------|---------------------|---|---------------------|
| Diameter | Tread Width | Capacity Lbs. | Bearing Type | Swivel Radius | Overall Height | Wheel Type | Swivel | Caster Weight (lbs) | Rigid | Caster Weight (lbs) |
| 3 1/4" | 2" | 700 | Roller | 2 3/4" | 4 7/8" | Phenolic | S7033-***-PH-RB | 4.40 | R7033-***-PH-RB Standard Top Plate is A38H | 2.97 |
| | | 300 | Roller | | | Moldon Rubber | S7043-***-MR-RB | 6.49 | R7043-***-MR-RB | 4.61 |
| | | 300 | Roller | | | ProTech™ Crown | S7043-***-PRO-RB | 4.49 | R7043-***-PRO-RB | 2.61 |
| | | 400 | Roller | | | Moldon Alum. Rubber | S7043-***-MAR-RB | 4.99 | R7043-***-MAR-RB | 3.11 |
| | | 550 | Roller | | | Polyolefin | S7043-***-POX-RB | 4.21 | R7043-***-POX-RB | 2.33 |
| | | 600 | Roller | | | High Temp Phenolic (475°) | S7043-***-HTPH-RB | 5.20 | R7043-***-HTPH-RB | 3.31 |
| | | 650 | Roller | | | Envirothane™ | S7043-***-U-RB | 4.61 | R7043-***-U-RB | 2.73 |
| | | 650 | Precision | | | Envirothane™ Grey - PB | S7043-***-UG-PB | 4.61 | R7043-***-UG-PB | 2.72 |
| | | 650 | Roller | | | Envirothane™ Grey - RB | S7043-***-UG-RB | 4.61 | R7043-***-UG-RB | 2.73 |
| | | 700 | Roller | | | Moldon Poly. Urethane | S7043-***-MPU-RB | 4.57 | R7043-***-MPU-RB | 2.69 |
| | | 700 | Roller | | | Solid Steel | S7043-***-SS-RB | 6.39 | R7043-***-SS-RB | 4.51 |
| | | 700 | Roller | | | Moldon Urethane Crown | S7043-***-URC-RB | 7.23 | R7043-***-URC-RB | 4.33 |
| 4" | 2" | 750 | Roller | 3 9/16" | 5 5/8" | ALTHane™ | S7043-***-ALT-RB | 4.41 | R7043-***-ALT-RB | 2.92 |
| | | 750 | Precision | | | Freedom™ | S7043-***-FDM-PB | 4.81 | R7043-***-FDM-PB | 2.53 |
| | | 800 | Roller | | | Lava™ | S7043-***-LV-RB | 4.47 | R7043-***-LV-RB | 2.59 |
| | | 800 | Roller | | | Moldon Alum. Urethane | S7043-***-MAU-RB | 4.79 | R7043-***-MAU-RB | 2.91 |
| | | 800 | Roller | | | Phenolic | S7043-***-PH-RB | 4.80 | R7043-***-PH-RB | 2.92 |
| | | 800 | Roller | | | RollX™ | S7043-***-RX-RB | 4.42 | R7043-***-RX-RB | 2.54 |
| | | 800 | Roller | | | Moldon Urethane | S7043-***-UR-RB | 6.09 | R7043-***-UR-RB | 4.21 |
| | | 900 | Roller | | | Lava™-WOW | S7043-***-LVW-RB | 4.68 | R7043-***-LVW-RB | 2.80 |
| | | 900 | Roller | | | Nyroll™ | S7043-***-NYN-RB | 4.57 | R7043-***-NYN-RB | 2.69 |
| | | 900 | Roller | | | RollX™-WOW | S7043-***-RXW-RB | 4.68 | R7043-***-RXW-RB | 2.80 |
| | | 900 | Roller | | | V Groove | S7043-***-VG-RB | 7.41 | R7043-***-VG-RB | 5.53 |
| | | 5" | 2" | 350 | Ball | | | Alum. Rubber Grey | S7053-***-ARG-BB | 5.74 |
| 350 | Roller | | | | | Soft Rubber | S7053-***-SR-RB | 5.72 | R7053-***-SR-RB | 3.81 |
| 375 | Roller | | | | | ProTech™ Crown | S7053-***-PRO-RB | 4.93 | R7053-***-PRO-RB | 3.02 |
| 450 | Roller | | | | | Moldon Rubber | S7053-***-MR-RB | 6.61 | R7053-***-MR-RB | 4.70 |
| 500 | Roller | | | | | Moldon Alum. Rubber | S7053-***-MAR-RB | 5.39 | R7053-***-MAR-RB | 3.48 |
| 650 | Roller | | | | | Polyolefin | S7053-***-POX-RB | 4.44 | R7053-***-POX-RB | 2.53 |
| 750 | Precision | | | | | Freedom™ | S7053-***-FDM-PB | 5.24 | R7053-***-FDM-PB | 3.32 |
| 750 | Roller | | | | | High Temp Phenolic (475°) | S7053-***-HTPH-RB | 5.49 | R7053-***-HTPH-RB | 3.57 |
| 800 | Roller | | | | | Lava™ | S7053-***-LV-RB | 4.78 | R7053-***-LV-RB | 2.87 |
| 800 | Roller | | | | | Envirothane™ | S7053-***-U-RB | 5.19 | R7053-***-U-RB | 3.28 |
| 800 | Precision | | | | | Envirothane™ Grey - PB | S7053-***-UG-PB | 5.25 | R7053-***-UG-PB | 3.32 |
| 800 | Roller | | | | | Envirothane™ Grey - RB | S7053-***-UG-RB | 5.19 | R7053-***-UG-RB | 3.28 |
| 800 | Roller | | | | | Moldon Urethane Crown | S7053-***-URC-RB | 6.53 | R7053-***-URC-RB | 4.62 |
| 900 | Roller | | | | | ALTHane™ | S7053-***-ALT-RB | 4.79 | R7053-***-ALT-RB | 2.88 |
| 900 | Roller | | | | | Ductile Iron Crowned | S7053-***-DIC-RB | 8.01 | R7053-***-DIC-RB | 6.10 |
| 900 | Roller | | | | | Lava™-WOW | S7053-***-LVW-RB | 5.09 | R7053-***-LVW-RB | 3.18 |
| 900 | Roller | | | | | Moldon Alum. Urethane | S7053-***-MAU-RB | 5.29 | R7053-***-MAU-RB | 3.38 |
| 900 | Roller | | | | | Moldon Poly. Urethane | S7053-***-MPU-RB | 5.17 | R7053-***-MPU-RB | 3.26 |
| 900 | Roller | | | Nyroll™ | S7053-***-NYN-RB | 5.03 | R7053-***-NYN-RB | 3.12 | | |
| 900 | Roller | | | Phenolic | S7053-***-PH-RB | 5.39 | R7053-***-PH-RB | 3.48 | | |
| 900 | Roller | | | RollX™ | S7053-***-RX-RB | 4.73 | R7053-***-RX-RB | 2.82 | | |
| 900 | Roller | | | RollX™-WOW | S7053-***-RXW-RB | 5.09 | R7053-***-RXW-RB | 3.18 | | |
| 900 | Roller | | | Solid Steel | S7053-***-SS-RB | 7.43 | R7053-***-SS-RB | 5.52 | | |
| 900 | Roller | | | Moldon Urethane | S7053-***-UR-RB | 7.23 | R7053-***-UR-RB | 5.32 | | |
| 900 | Roller | | | V Groove | S7053-***-VG-RB | 8.45 | R7053-***-VG-RB | 6.54 | | |

STANDARD SWIVEL PLATE: A38H
STANDARD RIGID PLATE: A38F

H - Plate Thickness: 1/4"
F - Plate Thickness: 5/32"

PLATE DIAGRAMS




| WHEEL | | CASTER | | PART NUMBER | | | | | | |
|----------|-------------|---------------------------|------------------|---------------|------------------|-----------------------------|---------------------|---------------------|---------------------|---------------------|
| Diameter | Tread Width | Capacity Lbs. | Bearing Type | Swivel Radius | Overall Height | Wheel Type | Swivel | Caster Weight (lbs) | Rigid | Caster Weight (lbs) |
| 6" | 2" | 275 | Precision | 5" | 7 1/2" | Flat Free | S7063-***-FFC-PBB | 5.34 | R7063-***-FFC-PBB | 4.43 |
| | | 450 | Ball | | | Balloon Cushion Rubber Grey | S7063-***-BARG-BB | 6.26 | R7063-***-BARG-BB | 4.22 |
| | | 450 | Roller | | | ProTech™ Crown | S7063-***-PRO-RB | 5.41 | R7063-***-PRO-RB | 3.42 |
| | | 500 | Roller | | | Moldon Alum. Rubber | S7063-***-MAR-RB | 6.09 | R7063-***-MAR-RB | 4.10 |
| | | 500 | Roller | | | Moldon Rubber | S7063-***-MR-RB | 7.77 | R7063-***-MR-RB | 5.78 |
| | | 500 | Roller | | | ProTech™ Flat | S7063-***-PROF-RB | 5.41 | R7063-***-PROF-RB | 3.42 |
| | | 700 | Roller | | | Polyolefin | S7063-***-POX-RB | 4.78 | R7063-***-POX-RB | 2.79 |
| | | 900 | Roller | | | ALThane™ | S7063-***-ALT-RB | 5.52 | R7063-***-ALT-RB | 3.53 |
| | | 900 | Roller | | | ALThane™-WOW | S7063-***-ALTWOW-RB | 5.52 | R7063-***-ALTWOW-RB | 3.53 |
| | | 900 | Roller | | | Ductile Iron Crowned | S7063-***-DIC-RB | 9.21 | R7063-***-DIC-RB | 7.22 |
| | | 900 | Precision | | | Freedom™ | S7063-***-FDM-PB | 6.34 | R7063-***-FDM-PB | 4.34 |
| | | 900 | Roller | | | Lava™ | S7063-***-LV-RB | 5.18 | R7063-***-LV-RB | 3.19 |
| | | 900 | Roller | | | Lava™-WOW | S7063-***-LVW-RB | 5.71 | R7063-***-LVW-RB | 3.59 |
| | | 900 | Roller | | | Moldon Alum. Urethane | S7063-***-MAU-RB | 6.05 | R7063-***-MAU-RB | 4.06 |
| | | 900 | Roller | | | Moldon Poly. Urethane | S7063-***-MPU-RB | 5.87 | R7063-***-MPU-RB | 3.88 |
| | | 900 | Roller | | | Nyrol™ | S7063-***-NYN-RB | 5.68 | R7063-***-NYN-RB | 3.69 |
| | | 900 | Roller | | | Phenolic | S7063-***-PH-RB | 6.37 | R7063-***-PH-RB | 4.38 |
| | | 900 | Roller | | | High Temp Phenolic (475°) | S7063-***-HTPH-RB | 6.47 | R7063-***-HTPH-RB | 4.47 |
| | | 900 | Roller | | | RollX™ | S7063-***-RX-RB | 5.13 | R7063-***-RX-RB | 5.28 |
| | | 900 | Precision | | | RollX™-WOW-PB | S7063-***-RXW-PB | 6.00 | R7063-***-RXW-PB | 3.88 |
| | | 900 | Roller | | | RollX™-WOW | S7063-***-RXW-RB | 5.71 | R7063-***-RXW-RB | 3.59 |
| | | 900 | Roller | | | Solid Steel | S7063-***-SS-RB | 8.75 | R7063-***-SS-RB | 6.76 |
| | | 900 | Roller | | | Envirothane™ | S7063-***-U-RB | 6.05 | R7063-***-U-RB | 4.06 |
| | | 900 | Precision | | | Envirothane™ Grey - PB | S7063-***-UG-PB | 5.82 | R7063-***-UG-PB | 3.81 |
| 900 | Roller | Envirothane™ Grey - RB | S7063-***-UG-RB | 6.05 | R7063-***-UG-RB | 4.06 | | | | |
| 900 | Precision | Envirothane™ Grey Crowned | S7063-***-UGC-PB | 5.77 | R7063-***-UGC-PB | 3.76 | | | | |
| 900 | Roller | Moldon Urethane | S7063-***-UR-RB | 8.23 | R7063-***-UR-RB | 6.24 | | | | |
| 900 | Roller | Moldon Urethane Crown | S7063-***-URC-RB | 7.64 | R7063-***-URC-RB | 5.65 | | | | |
| 900 | Roller | V Groove | S7063-***-VG-RB | 9.87 | R7063-***-VG-RB | 7.88 | | | | |
| 8" | 2" | 550 | Ball | 6 1/2" | 9 1/2" | Balloon Cushion Rubber Grey | S7083-***-BARG-BB | 8.12 | R7083-***-BARG-BB | 5.90 |
| | | 600 | Roller | | | Moldon Alum. Rubber | S7083-***-MAR-RB | 7.27 | R7083-***-MAR-RB | 5.08 |
| | | 600 | Roller | | | Moldon Rubber | S7083-***-MR-RB | 9.89 | R7083-***-MR-RB | 7.70 |
| | | 600 | Roller | | | ProTech™ Crown | S7083-***-PRO-RB | 6.58 | R7083-***-PRO-RB | 4.39 |
| | | 650 | Roller | | | ProTech™ Flat | S7083-***-PROF-RB | 6.54 | R7083-***-PROF-RB | 4.35 |
| | | 900 | Roller | | | ALThane™ | S7083-***-ALT-RB | 6.41 | R7083-***-ALT-RB | 4.22 |
| | | 900 | Precision | | | Freedom™ | S7083-***-FDM-PB | 8.25 | R7083-***-FDM-PB | 6.05 |
| | | 900 | Roller | | | Lava™ | S7083-***-LV-RB | 6.30 | R7083-***-LV-RB | 4.11 |
| | | 900 | Roller | | | Lava™-WOW | S7083-***-LVW-RB | 6.66 | R7083-***-LVW-RB | 4.47 |
| | | 900 | Roller | | | Moldon Alum. Urethane | S7083-***-MAU-RB | 7.79 | R7083-***-MAU-RB | 5.60 |
| | | 900 | Roller | | | Moldon Poly. Urethane | S7083-***-MPU-RB | 6.73 | R7083-***-MPU-RB | 4.54 |
| | | 900 | Roller | | | Nyrol™ | S7083-***-NYN-RB | 6.86 | R7083-***-NYN-RB | 4.67 |
| | | 900 | Roller | | | Phenolic | S7083-***-PH-RB | 8.01 | R7083-***-PH-RB | 5.82 |
| | | 900 | Roller | | | High Temp Phenolic (475°) | S7083-***-HTPH-RB | 8.11 | R7083-***-HTPH-RB | 5.91 |
| | | 900 | Roller | | | Polyolefin | S7083-***-POX-RB | 5.56 | R7083-***-POX-RB | 3.37 |
| | | 900 | Roller | | | RollX™ | S7083-***-RX-RB | 6.25 | R7083-***-RX-RB | 4.06 |
| | | 900 | Roller | | | RollX™-WOW | S7083-***-RXW-RB | 6.66 | R7083-***-RXW-RB | 4.47 |
| | | 900 | Roller | | | Semi Steel | S7083-***-SS-RB | 11.45 | R7083-***-SS-RB | 9.26 |
| | | 900 | Roller | | | Solid Steel | S7083-***-ST-RB | 11.45 | R7083-***-ST-RB | 9.26 |
| | | 900 | Roller | | | Envirothane™ | S7083-***-U-RB | 7.35 | R7083-***-U-RB | 5.16 |
| | | 900 | Precision | | | Envirothane™ Grey - PB | S7083-***-UG-PB | 7.23 | R7083-***-UG-PB | 5.02 |
| | | 900 | Roller | | | Envirothane™ Grey - RB | S7083-***-UG-RB | 7.35 | R7083-***-UG-RB | 5.16 |
| | | 900 | Precision | | | Envirothane™ Grey Crowned | S7083-***-UGC-PB | 7.29 | R7083-***-UGC-PB | 5.08 |
| | | 900 | Roller | | | Moldon Urethane | S7083-***-UR-RB | 10.61 | R7083-***-UR-RB | 8.42 |
| 900 | Roller | Moldon Urethane Crown | S7083-***-URC-RB | 10.17 | R7083-***-URC-RB | 7.98 | | | | |
| 900 | Roller | V Groove | S7083-***-VG-RB | 14.55 | R7083-***-VG-RB | 12.36 | | | | |

* Caster weight based on Standard Plate

STEMS

STANDARD THREADED LENGTH: 4"
 STANDARD ROUND LENGTH: 4"
 STANDARD METRIC LENGTH: 4"

CUSTOM DIAMETERS: any
 STANDARD LENGTHS: any



Threaded Stem



Round Stem



Metric Stem



THREADED STEMS

| *** | DIAMETER | LENGTH | TYPE |
|------------|----------|--------|------|
| 1/2-13X4HO | 1/2" | 4" | NC |
| 5/8-11X4 | 5/8" | 4" | NC |
| 3/4-10X4 | 3/4" | 4" | NC |
| 7/8-9X4 | 7/8" | 4" | NC |
| 1-8X4 | 1" | 4" | NC |

ROUND STEMS

| *** | DIAMETER | LENGTH | TYPE |
|-----------|----------|--------|-------|
| 500 X 4 | 1/2" | 4" | Plain |
| 625 X 4 | 5/8" | 4" | Plain |
| 750 X 4 | 3/4" | 4" | Plain |
| 875 X 4 | 7/8" | 4" | Plain |
| 1.000 X 4 | 1" | 4" | Plain |
| 1.375 X 4 | 1 3/8" | 4" | Plain |

METRIC STEMS

| *** | DIAMETER | THREAD SIZE | LENGTH |
|------------|----------|-------------|--------|
| M12-1.75X4 | 12mm | 1.75 | 4" |
| M14-2X4 | 14mm | 2.0 | 4" |
| M16-2X4 | 16mm | 2.0 | 4" |
| M18-2.5X4 | 18mm | 2.5 | 4" |
| M20-2.5X4 | 20mm | 2.5 | 4" |
| M22-2.5X4 | 22mm | 2.5 | 4" |
| M24-3X4 | 24mm | 3.0 | 4" |
| M27-3X4 | 27mm | 3.0 | 4" |

7009 SERIES

STAINLESS STEEL

900 LBS
casterdepot.com



FEATURES

- KINGPIN:** 5/8" diameter nut and bolt coined
- RACEWAY:** 5/16" diameter upper race; 1/4" diameter lower race; hardened stainless steel load bearings
- BUSHING:** Stainless Steel Roller bearings with delrin or stainless steel roller bearing with stainless steel spanner bushing and plastic side washers or complete delrin bearing
- AXLE&NUT:** 1/2" stainless steel axle, lock washer and nut
- FINISH:** Stainless steel corrosion resistant
- HARDENED:** Work hardened double ball race
- LEG SPACING:** 2 1/2"
- SPECIAL:** Complete stainless steel caster

EXCELLENT FOR:

- Bacteria-free environments
- Hospitals
- Pharmaceutical equipment
- Food equipment
- Food processing
- Machinery
- Moisture friendly environments



OPTIONS:

- SLB Side Locking Brake
- 1PSL 1 Position Swivel Lock
- 2PSL 2 Position Swivel Lock
- 3PSL 3 Position Swivel Lock
- 4PSL 4 Position Swivel Lock without wings (welded)
- 4PSLN 4 position Swivel Lock with wings (dismountable)
- BB Ball Bearing (NOT Stainless Steel)
- BBSS Stainless Steel Ball Bearing
- BR Bronze Bearing
- DB Delrin Bearing
- PB Precision Ball Bearing
- PBSS Stainless Steel Precision Ball Bearing
- RB Stainless Steel Roller Bearing (only)
- C Raceway Seal
- DW Double Welding
- EXP Expandable Stems
- OH Special Overall Height
- TG Thread Guards
- Z Zerk in Axle

WHEEL CASTER PART NUMBER

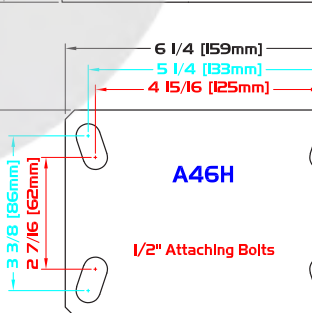
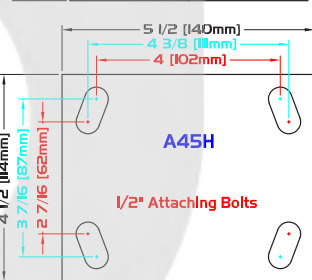
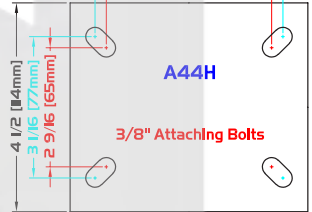
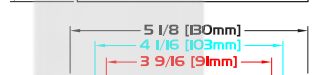
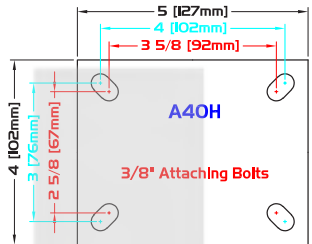
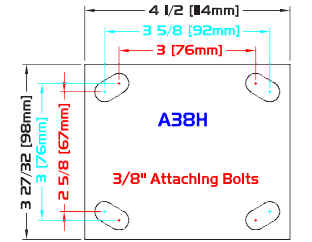
| Diameter | Tread Width | Capacity Lbs. | Bearing Type | Swivel Radius | Overall Height | Wheel Type | Swivel | Caster Weight (lbs) | Rigid | Caster Weight (lbs) |
|----------|-------------|---------------|------------------|---------------|------------------|---------------------------|-------------------|---------------------|-------------------|---------------------|
| 3 1/4" | 2" | 700 | Roller | 2 3/4" | 4 7/8" | Phenolic | S7039-***-PH-RB | 4.82 | R7039-***-PH-RB | 3.56 |
| 4" | 2" | 300 | Roller | 3 9/16" | 5 5/8" | ProTech™ Crown | S7049-***-PRO-RB | 4.80 | R7049-***-PRO-RB | 3.54 |
| | | 400 | Roller | | | Moldon Alum. Rubber | S7049-***-MAR-RB | 5.30 | R7049-***-MAR-RB | 4.04 |
| | | 550 | Roller | | | Polyolefin | S7049-***-POX-RB | 4.52 | R7049-***-POX-RB | 3.26 |
| | | 600 | Roller | | | High Temp Phenolic (475°) | S7049-***-HTPH-RB | 5.51 | R7049-***-HTPH-RB | 4.25 |
| | | 650 | Roller | | | Envirothane™ | S7049-***-U-RB | 4.92 | R7049-***-U-RB | 3.66 |
| | | 650 | Precision | | | Envirothane™ Grey - PB | S7049-***-UG-PB | 4.90 | R7049-***-UG-PB | 3.64 |
| | | 650 | Roller | | | Envirothane™ Grey - RB | S7049-***-UG-RB | 4.92 | R7049-***-UG-RB | 3.66 |
| | | 700 | Roller | | | Moldon Poly. Urethane | S7049-***-MPU-RB | 4.88 | R7049-***-MPU-RB | 3.62 |
| | | 750 | Roller | | | Althane™ | S7049-***-ALT-RB | 4.72 | R7049-***-ALT-RB | 3.46 |
| | | 750 | Precision | | | Freedom™ | S7049-***-FDM-PB | 5.10 | R7049-***-FDM-PB | 3.84 |
| | | 800 | Roller | | | Lava™ | S7049-***-LV-RB | 4.78 | R7049-***-LV-RB | 3.52 |
| | | 800 | Roller | | | Moldon Alum. Urethane | S7049-***-MAU-RB | 5.10 | R7049-***-MAU-RB | 3.84 |
| | | 800 | Roller | | | Phenolic | S7049-***-PH-RB | 5.11 | R7049-***-PH-RB | 3.85 |
| | | 800 | Roller | | | RollX™ | S7049-***-RX-RB | 4.73 | R7049-***-RX-RB | 3.47 |
| | | 900 | Roller | | | Lava™, WOW | S7049-***-LVW-RB | 4.99 | R7049-***-LVW-RB | 3.73 |
| 900 | Roller | Nyroll™ | S7049-***-NYN-RB | 4.88 | R7049-***-NYN-RB | 3.62 | | | | |
| 900 | Roller | RollX™, WOW | S7049-***-RXW-RB | 4.99 | R7049-***-RXW-RB | 3.73 | | | | |
| 5" | 2" | 350 | Ball | 4 1/4" | 6 1/2" | Alum. Rubber Grey | S7059-***-ARG-BB | 6.03 | R7059-***-ARG-BB | 4.95 |
| | | 350 | Roller | | | Soft Rubber | S7059-***-SR-RB | 6.04 | R7059-***-SR-RB | 4.96 |
| | | 375 | Roller | | | ProTech™ Crown | S7059-***-PRO-RB | 5.25 | R7059-***-PRO-RB | 4.17 |
| | | 500 | Roller | | | Moldon Alum. Rubber | S7059-***-MAR-RB | 5.71 | R7059-***-MAR-RB | 4.63 |
| | | 650 | Roller | | | Polyolefin | S7059-***-POX-RB | 4.76 | R7059-***-POX-RB | 3.68 |
| | | 750 | Precision | | | Freedom™ | S7059-***-FDM-PB | 5.54 | R7059-***-FDM-PB | 4.46 |
| | | 750 | Roller | | | High Temp Phenolic (475°) | S7059-***-HTPH-RB | 5.81 | R7059-***-HTPH-RB | 4.73 |
| | | 800 | Roller | | | Lava™ | S7059-***-LV-RB | 5.10 | R7059-***-LV-RB | 4.02 |
| | | 800 | Roller | | | Envirothane™ | S7059-***-U-RB | 5.51 | R7059-***-U-RB | 4.43 |
| | | 800 | Precision | | | Envirothane™ Grey - PB | S7059-***-UG-PB | 5.55 | R7059-***-UG-PB | 4.47 |
| | | 800 | Roller | | | Envirothane™ Grey - RB | S7059-***-UG-RB | 5.51 | R7059-***-UG-RB | 4.43 |
| | | 900 | Roller | | | Althane™ | S7059-***-ALT-RB | 5.11 | R7059-***-ALT-RB | 4.03 |
| | | 900 | Roller | | | Lava™, WOW | S7059-***-LVW-RB | 5.41 | R7059-***-LVW-RB | 4.33 |
| | | 900 | Roller | | | Moldon Alum. Urethane | S7059-***-MAU-RB | 5.61 | R7059-***-MAU-RB | 4.53 |
| | | 900 | Roller | | | Moldon Poly. Urethane | S7059-***-MPU-RB | 5.49 | R7059-***-MPU-RB | 4.41 |
| 900 | Roller | Nyroll™ | S7059-***-NYN-RB | 5.35 | R7059-***-NYN-RB | 4.27 | | | | |
| 900 | Roller | Phenolic | S7059-***-PH-RB | 5.71 | R7059-***-PH-RB | 4.63 | | | | |
| 900 | Roller | RollX™ | S7059-***-RX-RB | 5.05 | R7059-***-RX-RB | 3.97 | | | | |
| 900 | Roller | RollX™, WOW | S7059-***-RXW-RB | 5.41 | R7059-***-RXW-RB | 4.33 | | | | |



STANDARD PLATE: A38H

H - Plate Thickness: 1/4"

PLATE DIAGRAMS




| WHEEL | | CASTER | | PART NUMBER | | | | | | |
|----------|-------------|--------------------------------|------------------|---------------|------------------|--------------------------------|---------------------|---------------------|---------------------|---------------------|
| Diameter | Tread Width | Capacity Lbs. | Bearing Type | Swivel Radius | Overall Height | Wheel Type | Swivel | Caster Weight (lbs) | Rigid | Caster Weight (lbs) |
| 6" | 2" | 450 | Ball | 5" | 7 1/2" | Balloon Cushion Rubber Grey | S7069-***-BARG-BB | 6.50 | R7069-***-BARG-BB | 5.31 |
| | | 450 | Roller | | | ProTech™ Crown | S7069-***-PRO-RB | 5.69 | R7069-***-PRO-RB | 4.50 |
| | | 500 | Roller | | | Moldon Alum. Rubber | S7069-***-MAR-RB | 6.37 | R7069-***-MAR-RB | 5.18 |
| | | 500 | Roller | | | ProTech™ Flat | S7069-***-PROF-RB | 5.69 | R7069-***-PROF-RB | 4.50 |
| | | 700 | Roller | | | Polyolefin | S7069-***-POX-RB | 5.06 | R7069-***-POX-RB | 3.87 |
| | | 900 | Roller | | | ALThane™ | S7069-***-ALT-RB | 5.80 | R7069-***-ALT-RB | 4.61 |
| | | 900 | Roller | | | ALThane™-WOW | S7069-***-ALTWOW-RB | 5.80 | R7069-***-ALTWOW-RB | 4.61 |
| | | 900 | Precision | | | Freedom™ | S7069-***-FDM-PB | 6.60 | R7069-***-FDM-PB | 5.41 |
| | | 900 | Roller | | | High Temp Phenolic (475°) | S7069-***-HTPH-RB | 6.75 | R7069-***-HTPH-RB | 5.56 |
| | | 900 | Roller | | | Lava™ | S7069-***-LV-RB | 5.46 | R7069-***-LV-RB | 4.27 |
| | | 900 | Roller | | | Lava™-WOW | S7069-***-LVW-RB | 5.99 | R7069-***-LVW-RB | 3.87 |
| | | 900 | Roller | | | Moldon Alum. Urethane | S7069-***-MAU-RB | 6.33 | R7069-***-MAU-RB | 5.14 |
| | | 900 | Roller | | | Moldon Poly. Urethane | S7069-***-MPU-RB | 6.15 | R7069-***-MPU-RB | 4.96 |
| | | 900 | Roller | | | Nyroll™ | S7069-***-NYN-RB | 5.96 | R7069-***-NYN-RB | 4.77 |
| | | 900 | Roller | | | Phenolic | S7069-***-PH-RB | 6.65 | R7069-***-PH-RB | 5.46 |
| | | 900 | Roller | | | RollX™ | S7069-***-RX-RB | 5.41 | R7069-***-RX-RB | 4.22 |
| | | 900 | Precision | | | RollX™-WOW-PB | S7069-***-RXW-PB | 6.04 | R7069-***-RXW-PB | 3.92 |
| | | 900 | Roller | | | RollX™-WOW | S7069-***-RXW-RB | 5.99 | R7069-***-RXW-RB | 3.87 |
| | | 900 | Roller | | | Envirothane™ | S7069-***-U-RB | 6.33 | R7069-***-U-RB | 5.14 |
| | | 900 | Precision | | | Envirothane™ Grey - PB | S7069-***-UG-PB | 6.08 | R7069-***-UG-PB | 4.89 |
| 900 | Roller | Envirothane™ Grey - RB | S7069-***-UG-RB | 6.33 | R7069-***-UG-RB | 5.14 | | | | |
| 900 | Precision | Envirothane™ Grey Crowned - PB | S7069-***-UGC-PB | 6.03 | R7069-***-UGC-PB | 4.84 | | | | |
| 8" | 2" | 550 | Ball | 6 1/2" | 9 1/2" | Balloon Cushion Rubber Grey | S7089-***-BARG-BB | 8.37 | R7089-***-BARG-BB | 7.28 |
| | | 600 | Roller | | | Moldon Alum. Rubber | S7089-***-MAR-RB | 7.54 | R7089-***-MAR-RB | 6.45 |
| | | 600 | Roller | | | ProTech™ Crown | S7089-***-PRO-RB | 6.85 | R7089-***-PRO-RB | 5.76 |
| | | 650 | Roller | | | ProTech™ Flat | S7089-***-PROF-RB | 6.81 | R7089-***-PROF-RB | 5.72 |
| | | 900 | Roller | | | ALThane™ | S7089-***-ALT-RB | 6.68 | R7089-***-ALT-RB | 5.59 |
| | | 900 | Precision | | | Freedom™ | S7089-***-FDM-PB | 8.50 | R7089-***-FDM-PB | 7.41 |
| | | 900 | Roller | | | High Temp Phenolic (475°) | S7089-***-HTPH-RB | 8.38 | R7089-***-HTPH-RB | 7.29 |
| | | 900 | Roller | | | Lava™ | S7089-***-LV-RB | 6.57 | R7089-***-LV-RB | 5.48 |
| | | 900 | Roller | | | Lava™-WOW | S7089-***-LVW-RB | 6.93 | R7089-***-LVW-RB | 5.84 |
| | | 900 | Roller | | | Moldon Alum. Urethane | S7089-***-MAU-RB | 7.72 | R7089-***-MAU-RB | 6.63 |
| | | 900 | Roller | | | Moldon Poly. Urethane | S7089-***-MPU-RB | 7.00 | R7089-***-MPU-RB | 5.91 |
| | | 900 | Roller | | | Nyroll™ | S7089-***-NYN-RB | 7.13 | R7089-***-NYN-RB | 6.04 |
| | | 900 | Roller | | | Phenolic | S7089-***-PH-RB | 8.28 | R7089-***-PH-RB | 7.19 |
| | | 900 | Roller | | | Polyolefin | S7089-***-POX-RB | 5.83 | R7089-***-POX-RB | 4.74 |
| | | 900 | Roller | | | RollX™ | S7089-***-RX-RB | 6.52 | R7089-***-RX-RB | 5.43 |
| | | 900 | Roller | | | RollX™-WOW | S7089-***-RXW-RB | 6.93 | R7089-***-RXW-RB | 5.84 |
| | | 900 | Roller | | | Envirothane™ | S7089-***-U-RB | 7.62 | R7089-***-U-RB | 6.53 |
| | | 900 | Precision | | | Envirothane™ Grey - PB | S7089-***-UG-PB | 7.48 | R7089-***-UG-PB | 6.39 |
| | | 900 | Roller | | | Envirothane™ Grey - RB | S7089-***-UG-RB | 7.62 | R7089-***-UG-RB | 6.53 |
| | | 900 | Precision | | | Envirothane™ Grey Crowned - PB | S7089-***-UGC-PB | 7.54 | R7089-***-UGC-PB | 6.45 |

* Caster weight based on Standard Plate

STEMS

STANDARD THREADED LENGTH: 4"
 STANDARD ROUND LENGTH: 4"
 STANDARD METRIC LENGTH: 4"

CUSTOM DIAMETERS: any
 STANDARD LENGTHS: any



THREADED STEMS

| *** | DIAMETER | LENGTH | TYPE |
|------------|----------|--------|------|
| 1/2-13X4H0 | 1/2" | 4" | NC |
| 5/8-11X4 | 5/8" | 4" | NC |
| 3/4-10X4 | 3/4" | 4" | NC |
| 7/8-9X4 | 7/8" | 4" | NC |
| 1-8X4 | 1" | 4" | NC |

ROUND STEMS

| *** | DIAMETER | LENGTH | TYPE |
|-----------|----------|--------|-------|
| 500 X 4 | 1/2" | 4" | Plain |
| 625 X 4 | 5/8" | 4" | Plain |
| 750 X 4 | 3/4" | 4" | Plain |
| 875 X 4 | 7/8" | 4" | Plain |
| 1.000 X 4 | 1" | 4" | Plain |
| 1.375 X 4 | 1 3/8" | 4" | Plain |

METRIC STEMS

| *** | DIAMETER | THREAD SIZE | LENGTH |
|------------|----------|-------------|--------|
| M12-1.75X4 | 12mm | 1.75 | 4" |
| M14-2X4 | 14mm | 2.0 | 4" |
| M16-2X4 | 16mm | 2.0 | 4" |
| M18-2.5X4 | 18mm | 2.5 | 4" |
| M20-2.5X4 | 20mm | 2.5 | 4" |
| M22-2.5X4 | 22mm | 2.5 | 4" |
| M24-3X4 | 24mm | 3.0 | 4" |
| M27-3X4 | 27mm | 3.0 | 4" |

* All Stems are Stainless Steel



SL7003

SPRING LOADED SERIES

1,000 LBS
casterdepot.com



FEATURES

KINGPIN: 5/8" diameter nut and bolt coined
RACEWAY: 5/16" diameter upper race; 1/4" diameter lower race; hardened steel load bearings
BUSHING: Roller bearings with drilled hardened steel spanner bushing and plastic side washers

AXLE&NUT: 1/2" zerk axle and lock nut (except with PB)
FINISH: Corrosion resistant bright zinc
LUBRICATION: Grease nipple in lower race
HARDENED: Work hardened double ball race
LEG SPACING: 2 1/2"

US Patent No: 6,539,578
 CAD Patent No: 2,311,524

EXCELLENT FOR:

- Mobile motion picture staging
- In-plant trailer parts
- Trash containers
- Tool carts
- Amusement parks
- Asphalt paving machinery
- Aircraft ground support equipment
- Material handling equipment



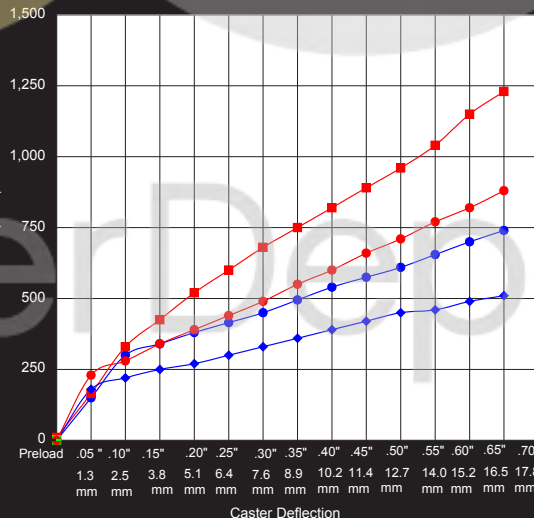
OPTIONS:

- AWL A Lock Wheel Brake (for 6" only)
 UWB Universal Wheel Brake
 1PSL 1 Position Swivel Lock
 2PSL 2 Position Swivel Lock
 3PSL 3 Position Swivel Lock
 4PSL 4 Position Swivel Lock without wings (welded)
 BB Ball Bearing
 BR Bronze Bearing
 DB Delrin Bearing
 NB Nylon Roller Bearing
 PB Precision Ball Bearing
 RBC Caged Roller Bearing
 C Raceway Seal
 OH Special Overall Height
 SSW Steel Side Washer
 SWH Heat-treated Side Washer
 TG Thread Guards
 Z Zerk in Wheel

| WHEEL | | CASTER | | | | PART NUMBER | | | | | |
|----------|-------------|---------------|--------------|---------------|----------------|---------------------------|------------------------|---------------------|------------------------|---------------------|--|
| Diameter | Tread Width | Capacity Lbs. | Bearing Type | Swivel Radius | Overall Height | Wheel Type | Swivel | Caster Weight (lbs) | Rigid | Caster Weight (lbs) | |
| 5" | 2" | 350 | Ball | 4 13/16" | 8" | Alum. Rubber Grey | SSL7063-***-5ARG-BB-Δ | 9.43 | RSL7063-***-5ARG-BB-Δ | 8.58 | |
| | | 350 | Roller | | | Soft Rubber | SSL7063-***-5SR-RB-Δ | 9.25 | RSL7063-***-5SR-RB-Δ | 8.40 | |
| | | 375 | Roller | | | ProTech™ Crown | SSL7063-***-5PRO-RB-Δ | 8.46 | RSL7063-***-5PRO-RB-Δ | 7.61 | |
| | | 450 | Roller | | | Moldon Rubber | SSL7063-***-5MR-RB-Δ | 10.14 | RSL7063-***-5MR-RB-Δ | 9.29 | |
| | | 500 | Roller | | | Moldon Alum. Rubber | SSL7063-***-5MAR-RB-Δ | 8.92 | RSL7063-***-5MAR-RB-Δ | 8.07 | |
| | | 650 | Roller | | | Polyolefin | SSL7063-***-5POX-RB-Δ | 7.97 | RSL7063-***-5POX-RB-Δ | 7.12 | |
| | | 750 | Roller | | | High Temp Phenolic (475°) | SSL7063-***-5HTPH-RB-Δ | 9.02 | RSL7063-***-5HTPH-RB-Δ | 8.17 | |
| | | 800 | Roller | | | Lava™ | SSL7063-***-5LV-RB-Δ | 8.32 | RSL7063-***-5LV-RB-Δ | 7.47 | |
| | | 800 | Roller | | | Envirothane™ | SSL7063-***-5U-RB-Δ | 8.72 | RSL7063-***-5U-RB-Δ | 7.87 | |
| | | 800 | Precision | | | Envirothane™ Grey - PB | SSL7063-***-5UG-PB-Δ | 8.78 | RSL7063-***-5UG-PB-Δ | 7.93 | |
| | | 800 | Roller | | | Envirothane™ Grey - RB | SSL7063-***-5UG-RB-Δ | 8.72 | RSL7063-***-5UG-RB-Δ | 7.87 | |
| | | 900 | Roller | | | Moldon Alum. Urethane | SSL7063-***-5MAU-RB-Δ | 8.82 | RSL7063-***-5MAU-RB-Δ | 7.97 | |
| | | 900 | Roller | | | Moldon Poly. Urethane | SSL7063-***-5MPU-RB-Δ | 8.70 | RSL7063-***-5MPU-RB-Δ | 7.85 | |
| | | 950 | Roller | | | ALTHANE™ | SSL7063-***-5ALT-RB-Δ | 8.32 | RSL7063-***-5ALT-RB-Δ | 7.47 | |
| | | 1,000 | Roller | | | Ductile Iron Crowned | SSL7063-***-5DIC-RB-Δ | 11.54 | RSL7063-***-5DIC-RB-Δ | 10.69 | |
| | | 1,000 | Roller | | | Heavy Duty Lava™ | SSL7063-***-5LVHD-RB-Δ | 8.63 | RSL7063-***-5LVHD-RB-Δ | 7.78 | |
| | | 1,000 | Roller | | | Nyroll™ | SSL7063-***-5NYN-RB-Δ | 8.56 | RSL7063-***-5NYN-RB-Δ | 7.71 | |
| | | 1,000 | Roller | | | Phenolic | SSL7063-***-5PH-RB-Δ | 8.92 | RSL7063-***-5PH-RB-Δ | 8.07 | |
| | | 1,000 | Roller | | | RollX™ | SSL7063-***-5RX-RB-Δ | 8.26 | RSL7063-***-5RX-RB-Δ | 7.41 | |
| | | 1,000 | Roller | | | Heavy Duty RollX™ | SSL7063-***-5RXHD-RB-Δ | 8.58 | RSL7063-***-5RXHD-RB-Δ | 7.73 | |
| | | 1,000 | Roller | | | Solid Steel | SSL7063-***-5SS-RB-Δ | 10.96 | RSL7063-***-5SS-RB-Δ | 10.11 | |
| | | 1,000 | Roller | | | Moldon Urethane | SSL7063-***-5UR-RB-Δ | 10.76 | RSL7063-***-5UR-RB-Δ | 9.91 | |
| | | 1,000 | Roller | | | V Groove | SSL7063-***-5VG-RB-Δ | 11.98 | RSL7063-***-5VG-RB-Δ | 11.13 | |

FINISHES:

- SL70?2 Chrome
 SL70?4 Black
 Inquiries on other finishes welcome



SL7003

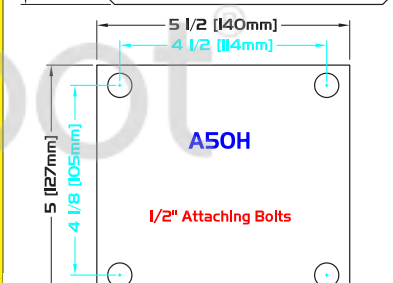
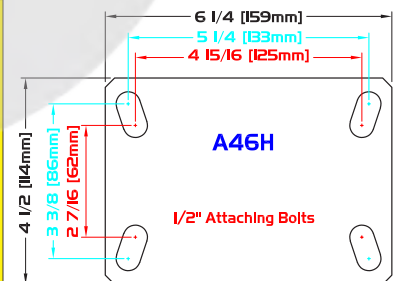
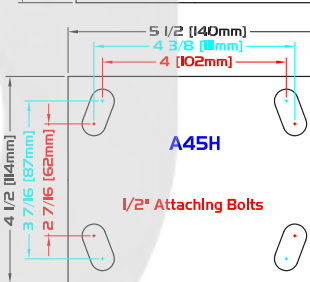
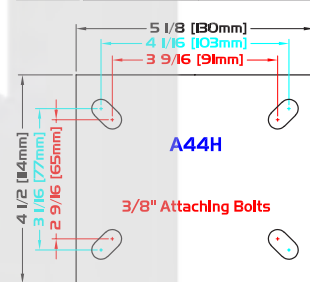
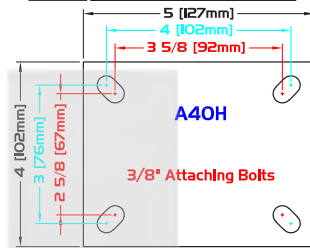
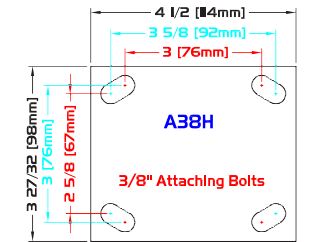
SPRING LOADED SERIES

casterdepot.com

STANDARD PLATE: A38H

H - Plate Thickness: 1/4"

PLATE DIAGRAMS



| WHEEL | | CASTER | | | | PART NUMBER | | | | |
|----------|-------------|-----------------------|-----------------------|---------------|-----------------------|-----------------------------|-------------------------|---------------------|-------------------------|---------------------|
| Diameter | Tread Width | Capacity Lbs. | Bearing Type | Swivel Radius | Overall Height | Wheel Type | Swivel | Caster Weight (lbs) | Rigid | Caster Weight (lbs) |
| 6" | 2" | 250 | Ball | 5 5/16" | 8 1/2" | Pneumatic Foam | SSL7063-***-PFC-BB-Δ | 7.98 | RSL7063-***-PFC-BB-Δ | 7.13 |
| | | 250 | Ball | | | Pneumatic Foam Grey | SSL7063-***-PFC-GG-BB-Δ | 7.98 | RSL7063-***-PFC-GG-BB-Δ | 7.13 |
| | | 275 | Ball | | | Pneumatic | SSL7063-***-PNC-BB-Δ | 8.89 | RSL7063-***-PNC-BB-Δ | 8.04 |
| | | 275 | Ball | | | Pneumatic Grey | SSL7063-***-PNC-GG-BB-Δ | 8.89 | RSL7063-***-PNC-GG-BB-Δ | 8.04 |
| | | 450 | Ball | | | Balloon Cushion Rubber Grey | SSL7063-***-BARG-BB-Δ | 9.77 | RSL7063-***-BARG-BB-Δ | 8.92 |
| | | 450 | Roller | | | ProTech™ Crown | SSL7063-***-PRO-RB-Δ | 8.76 | RSL7063-***-PRO-RB-Δ | 7.91 |
| | | 500 | Roller | | | Moldon Alum. Rubber | SSL7063-***-MAR-RB-Δ | 9.44 | RSL7063-***-MAR-RB-Δ | 8.59 |
| | | 500 | Roller | | | Moldon Rubber | SSL7063-***-MR-RB-Δ | 11.12 | RSL7063-***-MR-RB-Δ | 10.27 |
| | | 500 | Roller | | | ProTech™ Flat | SSL7063-***-PROF-RB-Δ | 8.76 | RSL7063-***-PROF-RB-Δ | 7.91 |
| | | 700 | Roller | | | Polyolefin | SSL7063-***-POX-RB-Δ | 8.13 | RSL7063-***-POX-RB-Δ | 7.28 |
| | | 900 | Roller | | | High Temp Phenolic (475°) | SSL7063-***-HTPH-RB-Δ | 9.82 | RSL7063-***-HTPH-RB-Δ | 8.97 |
| | | 900 | Roller | | | Moldon Poly. Urethane | SSL7063-***-MPU-RB-Δ | 9.22 | RSL7063-***-MPU-RB-Δ | 8.37 |
| | | 950 | Roller | | | Envirothane™ | SSL7063-***-U-RB-Δ | 9.40 | RSL7063-***-U-RB-Δ | 8.55 |
| | | 950 | Precision | | | Envirothane™ Grey - PB | SSL7063-***-UG-PB-Δ | 9.17 | RSL7063-***-UG-PB-Δ | 8.32 |
| | | 950 | Roller | | | Envirothane™ Grey - RB | SSL7063-***-UG-RB-Δ | 9.40 | RSL7063-***-UG-RB-Δ | 8.55 |
| | | 950 | Precision | | | Envirothane™ Grey Crowned | SSL7063-***-UGC-PB-Δ | 9.12 | RSL7063-***-UGC-PB-Δ | 8.27 |
| | | 1,000 | Roller | | | ALThane™ | SSL7063-***-ALT-RB-Δ | 8.87 | RSL7063-***-ALT-RB-Δ | 8.02 |
| | | 1,000 | Roller | | | Ductile Iron Crowned | SSL7063-***-DIC-RB-Δ | 12.56 | RSL7063-***-DIC-RB-Δ | 11.71 |
| | | 1,000 | Roller | | | Lava™ | SSL7063-***-LV-RB-Δ | 8.53 | RSL7063-***-LV-RB-Δ | 7.68 |
| | | 1,000 | Roller | | | Heavy Duty Lava™ | SSL7063-***-LVHD-RB-Δ | 9.04 | RSL7063-***-LVHD-RB-Δ | 8.19 |
| 1,000 | Roller | Moldon Alum. Urethane | SSL7063-***-MAU-RB-Δ | 9.40 | RSL7063-***-MAU-RB-Δ | 8.55 | | | | |
| 1,000 | Roller | Nyrol™ | SSL7063-***-NYN-RB-Δ | 9.03 | RSL7063-***-NYN-RB-Δ | 8.18 | | | | |
| 1,000 | Roller | Phenolic | SSL7063-***-PH-RB-Δ | 9.72 | RSL7063-***-PH-RB-Δ | 8.87 | | | | |
| 1,000 | Roller | RollX™ | SSL7063-***-RX-RB-Δ | 8.48 | RSL7063-***-RX-RB-Δ | 7.63 | | | | |
| 1,000 | Roller | Heavy Duty RollX™ | SSL7063-***-RXHD-RB-Δ | 9.00 | RSL7063-***-RXHD-RB-Δ | 8.15 | | | | |
| 1,000 | Precision | RollX™-WOW-PB | SSL7063-***-RXW-PB-Δ | 9.35 | RSL7063-***-RXW-PB-Δ | 7.23 | | | | |
| 1,000 | Roller | RollX™-WOW | SSL7063-***-RXW-RB-Δ | 9.06 | RSL7063-***-RXW-RB-Δ | 6.94 | | | | |
| 1,000 | Roller | Solid Steel | SSL7063-***-SS-RB-Δ | 12.10 | RSL7063-***-SS-RB-Δ | 11.25 | | | | |
| 1,000 | Roller | Moldon Urethane | SSL7063-***-UR-RB-Δ | 11.58 | RSL7063-***-UR-RB-Δ | 10.73 | | | | |
| 1,000 | Roller | V Groove | SSL7063-***-VG-RB-Δ | 13.22 | RSL7063-***-VG-RB-Δ | 12.37 | | | | |
| 8" | 2" | 550 | Ball | 6 7/8" | 10 1/2" | Balloon Cushion Rubber Grey | SSL7083-***-BARG-BB-Δ | 11.89 | RSL7083-***-BARG-BB-Δ | 11.04 |
| | | 600 | Roller | | | Moldon Alum. Rubber | SSL7083-***-MAR-RB-Δ | 10.88 | RSL7083-***-MAR-RB-Δ | 10.03 |
| | | 600 | Roller | | | Moldon Rubber | SSL7083-***-MR-RB-Δ | 13.50 | RSL7083-***-MR-RB-Δ | 12.65 |
| | | 600 | Roller | | | ProTech™ Crown | SSL7083-***-PRO-RB-Δ | 10.19 | RSL7083-***-PRO-RB-Δ | 9.34 |
| | | 650 | Roller | | | ProTech™ Flat | SSL7083-***-PROF-RB-Δ | 10.15 | RSL7083-***-PROF-RB-Δ | 9.30 |
| | | 850 | Roller | | | ALThane™ | SSL7083-***-ALT-RB-Δ | 10.02 | RSL7083-***-ALT-RB-Δ | 9.17 |
| | | 850 | Roller | | | High Temp Phenolic (475°) | SSL7083-***-HTPH-RB-Δ | 11.72 | RSL7083-***-HTPH-RB-Δ | 10.87 |
| | | 850 | Roller | | | Lava™ | SSL7083-***-LV-RB-Δ | 9.91 | RSL7083-***-LV-RB-Δ | 9.06 |
| | | 850 | Roller | | | Moldon Alum. Urethane | SSL7083-***-MAU-RB-Δ | 11.06 | RSL7083-***-MAU-RB-Δ | 10.21 |
| | | 850 | Roller | | | Moldon Poly. Urethane | SSL7083-***-MPU-RB-Δ | 10.34 | RSL7083-***-MPU-RB-Δ | 9.49 |
| | | 850 | Roller | | | Nyrol™ | SSL7083-***-NYN-RB-Δ | 10.47 | RSL7083-***-NYN-RB-Δ | 9.62 |
| | | 850 | Roller | | | Phenolic | SSL7083-***-PH-RB-Δ | 11.62 | RSL7083-***-PH-RB-Δ | 10.77 |
| | | 850 | Roller | | | Polyolefin | SSL7083-***-POX-RB-Δ | 9.17 | RSL7083-***-POX-RB-Δ | 8.32 |
| | | 850 | Roller | | | RollX™ | SSL7083-***-RX-RB-Δ | 9.86 | RSL7083-***-RX-RB-Δ | 9.01 |
| | | 850 | Roller | | | Solid Steel | SSL7083-***-SS-RB-Δ | 15.06 | RSL7083-***-SS-RB-Δ | 14.21 |
| | | 850 | Roller | | | Semi Steel | SSL7083-***-ST-RB-Δ | 15.06 | RSL7083-***-ST-RB-Δ | 14.21 |
| | | 850 | Roller | | | Envirothane™ | SSL7083-***-U-RB-Δ | 10.96 | RSL7083-***-U-RB-Δ | 10.11 |
| | | 850 | Precision | | | Envirothane™ Grey - PB | SSL7083-***-UG-PB-Δ | 10.84 | RSL7083-***-UG-PB-Δ | 9.99 |
| | | 850 | Roller | | | Envirothane™ Grey - RB | SSL7083-***-UG-RB-Δ | 10.96 | RSL7083-***-UG-RB-Δ | 10.11 |
| | | 850 | Precision | | | Envirothane™ Grey Crowned | SSL7083-***-UGC-PB-Δ | 10.90 | RSL7083-***-UGC-PB-Δ | 10.05 |
| 850 | Roller | Moldon Urethane | SSL7083-***-UR-RB-Δ | 14.22 | RSL7083-***-UR-RB-Δ | 13.37 | | | | |
| 850 | Roller | V Groove | SSL7083-***-VG-RB-Δ | 17.02 | RSL7083-***-VG-RB-Δ | 16.17 | | | | |

* Caster weight based on Standard Plate

SL7003


SPRING LOADED SERIES

casterdepot.com

STEMS

STANDARD THREADED LENGTH: 4"
STANDARD ROUND LENGTH: 4"

CUSTOM DIAMETERS: any
STANDARD LENGTHS: any



THREADED STEMS

| *** | DIAMETER | LENGTH | TYPE |
|------------|----------|--------|------|
| 1/2-13X4H0 | 1/2" | 4" | NC |
| 5/8-11X4 | 5/8" | 4" | NC |
| 3/4-10X4 | 3/4" | 4" | NC |
| 7/8-9X4 | 7/8" | 4" | NC |
| 1-8X4 | 1" | 4" | NC |

ROUND STEMS

| *** | DIAMETER | LENGTH | TYPE |
|-----------|----------|--------|-------|
| 500 X 4 | 1/2" | 4" | Plain |
| 625 X 4 | 5/8" | 4" | Plain |
| 750 X 4 | 3/4" | 4" | Plain |
| 875 X 4 | 7/8" | 4" | Plain |
| 1.000 X 4 | 1" | 4" | Plain |
| 1.375 X 4 | 1 3/8" | 4" | Plain |



CasterDepot®



iLOCK™

900 LBS

AVAILABLE IN THE 6500 & 7000 SERIES casterdepot.com

"I POSITIVELY LOCK™"

FEATURES

SPECIAL:

Constructed of non corrosive proprietary engineered thermo plastic. Foot lock securely holds heavy loads. Brake pad adds extra security to harder wheel surfaces. Virtually maintenance free. Temperature range -30°F to 250°F.

Available in: 6500 series
7000 series
7003 series.

EXCELLENT FOR:

- Stock carts
- Platform trucks
- Heavy service equipment
- Garbage bins
- Wire shelving units
- Factory use



iLOCK™

BRAKE OPTIONS:

- iLK Directional and Wheel iLock
- iLKW Wheel Only iLock
- iLKS Swivel Only iLock
- iLK4 4 Position Swivel and Wheel iLock



Caster Depot



HOG™ SERIES

900LBS
casterdepot.com

US Patent No: D515919



FEATURES

KINGPIN: 5/8" diameter nut and bolt coined
RACEWAY: 5/16" diameter upper race; 1/4" diameter lower race; hardened steel load bearings
BUSHING: Roller bearings with drilled hardened steel spanner bushing and plastic side washers
AXLE&NUT: 1/2" zerk axle and lock nut (except with PB)

FINISH: Bright chrome
LUBRICATION: Grease nipple in lower race
HARDENED: Work hardened double ball race
LEG SPACING: 2 11/16"
SPECIAL: Uniquely designed caster is casted and buffed for awesome appearance. Customized wheels and colours.

EXCELLENT FOR:

- Store fixtures
- Custom applications
- Display cases



WHEEL CASTER PART NUMBER

OPTIONS:

- BB Ball Bearing
- BR Bronze Bearing
- DB Delrin Bearing
- NB Nylon Roller Bearing
- PB Precision Ball Bearing
- RBC Caged Roller Bearing
- C Raceway Seal
- SSW Steel Side Washer
- SWH Heat-treated Side Washer
- TG Thread Guards
- Z Zerk in Wheel

FINISHES:

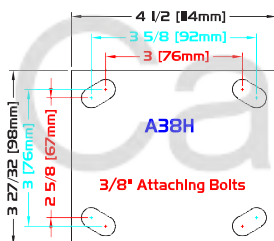
Available in black or copper
 Inquiries on other finishes welcome



| Diameter | Tread Width | Capacity Lbs. | Bearing Type | Swivel Radius | Overall Height | Wheel Type | Swivel | Caster Weight (lbs) | Rigid | Caster Weight (lbs) |
|-----------------|----------------------|---------------|------------------------------|---------------|----------------|---------------------------|-----------------------|-----------------------|-------------------|---------------------|
| 6" | 2" | 900 | Roller | 5 7/8" | 7 1/2" | ProTech™ Crown | SHG62-A38H-PRO-RB-UWB | 8.39 | RHG62-A38H-PRO-RB | 5.43 |
| | | | Moldon Alum. Rubber | | | SHG62-A38H-MAR-RB-UWB | 9.07 | RHG62-A38H-MAR-RB | 6.11 | |
| | | | Moldon Rubber | | | SHG62-A38H-MR-RB-UWB | 10.75 | RHG62-A38H-MR-RB | 7.79 | |
| | | | ProTech™ Flat | | | SHG62-A38H-PROF-RB-UWB | 8.39 | RHG62-A38H-PROF-RB | 5.43 | |
| | | | Polyolefin | | | SHG62-A38H-POX-RB-UWB | 7.75 | RHG62-A38H-POX-RB | 4.80 | |
| | | | ALTHane™ | | | SHG62-A38H-ALT-RB-UWB | 8.50 | RHG62-A38H-ALT-RB | 5.54 | |
| | | | Ductile Iron Crowned | | | SHG62-A38H-DIC-RB-UWB | 12.19 | RHG62-A38H-DIC-RB | 9.23 | |
| | | | Moldon Alum. Urethane | | | SHG62-A38H-MAU-RB-UWB | 9.03 | RHG62-A38H-MAU-RB | 6.07 | |
| | | | Moldon Poly. Urethane | | | SHG62-A38H-MPU-RB-UWB | 8.85 | RHG62-A38H-MPU-RB | 5.89 | |
| | | | Nyroll™ | | | SHG62-A38H-NYN-RB-UWB | 8.66 | RHG62-A38H-NYN-RB | 5.70 | |
| | | | Phenolic | | | SHG62-A38H-PH-RB-UWB | 9.35 | RHG62-A38H-PH-RB | 6.39 | |
| | | | RollX™ | | | SHG62-A38H-RX-RB-UWB | 8.10 | RHG62-A38H-RX-RB | 5.15 | |
| | | | RollX™ - Maltese Cross Red | | | SHG62-A38H-RX-RB-MC1R-UWB | 8.62 | RHG62-A38H-RX-RB-MC1R | 5.95 | |
| | | | RollX™ - West Coast Blue | | | SHG62-A38H-RX-RB-WC1-UWB | 8.60 | RHG62-A38H-RX-RB-WC1 | 5.93 | |
| | | | Heavy Duty RollX™ | | | SHG62-A38H-RXHD-RB-UWB | 8.61 | RHG62-A38H-RXHD-RB | 5.66 | |
| | | | RollX™ - All Terrain Diamond | | | SHG62-A38H-RXT-RB-DP-UWB | 8.82 | RHG62-A38H-RXT-RB-DP | 6.15 | |
| | | | RollX™ - WOW - PB | | | SHG62-A38H-RXW-PB-TG-UWB | 8.56 | RHG62-A38H-RXW-PB-TG | 5.88 | |
| | | | RollX™ - Spoked | | | SHG62-A38H-RXW-RB-SS-UWB | 8.77 | RHG62-A38H-RXW-RB-SS | 6.10 | |
| | | | RollX™ - WOW - RB | | | SHG62-A38H-RXW-RB-TG-UWB | 8.50 | RHG62-A38H-RXW-RB-TG | 5.83 | |
| | | | Solid Steel | | | SHG62-A38H-SS-RB-UWB | 11.73 | RHG62-A38H-SS-RB | 8.77 | |
| | | | Envirothane™ | | | SHG62-A38H-U-RB-UWB | 9.03 | RHG62-A38H-U-RB | 6.07 | |
| | | | Envirothane™ Grey - PB | | | SHG62-A38H-UG-PB-UWB | 8.48 | RHG62-A38H-UG-PB | 5.80 | |
| | | | Envirothane™ Grey - RB | | | SHG62-A38H-UG-RB-UWB | 9.03 | RHG62-A38H-UG-RB | 6.07 | |
| | | | Envirothane™ Grey Crowned | | | SHG62-A38H-UGC-PB-UWB | 8.43 | RHG62-A38H-UGC-PB | 5.75 | |
| Moldon Urethane | SHG62-A38H-UR-RB-UWB | 11.21 | RHG62-A38H-UR-RB | 8.25 | | | | | | |

* Caster weight based on Standard Plate
 ** Swivel caster comes standard with UWB

PLATE DIAGRAMS



STANDARD PLATE: A38H

Plate Thickness: 1/4"



RollX™ Maltese Cross Red



RollX™ West Coast Blue



RollX™ - Spoked



RollX™ All Terrain Diamond



RollX™ - WOW



SLHOG™

SPRING LOADED SERIES

1,500LBS
casterdepot.com

US Patent No: D516414



FEATURES

KINGPIN: 3/4" diameter nut and bolt coined
RACEWAY: 3/8" diameter upper race; 5/16" diameter lower race; hardened steel load bearings
BUSHING: Roller bearings with drilled hardened steel spanner bushing and plastic side washers
AXLE&NUT: 1/2" zerk axle and lock nut (except with PB)

FINISH: Bright chrome
LUBRICATION: Grease nipple in lower race
HARDENED: Work hardened double ball race
LEG SPACING: 2 11/16"
SPECIAL: Uniquely designed caster is casted and buffed for awesome appearance. Customized wheels and colours.

EXCELLENT FOR:

- Tool carts
- Amusement parks
- Store fixtures
- Custom applications
- Display cases



OPTIONS:

- BB Ball Bearing
- BR Bronze Bearing
- DB Delrin Bearing
- NB Nylon Roller Bearing
- PB Precision Ball Bearing
- RBC Caged Roller Bearing
- C Raceway Seal
- SSW Steel Side Washer
- SWH Heat-treated Side Washer
- TG Thread Guards
- Z Zerk in Wheel

FINISHES:

Available in black or copper
 Inquiries on other finishes welcome

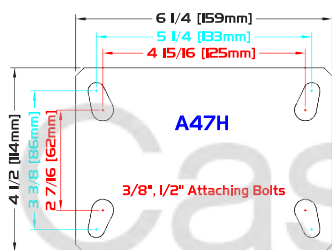


WHEEL CASTER PART NUMBER

| Diameter | Tread Width | Capacity Lbs. | Bearing Type | Swivel Radius | Overall Height | Wheel Type | Swivel | Caster Weight (lbs) | Rigid | Caster Weight (lbs) |
|-----------|----------------------|------------------------------|--------------|--------------------------|----------------|------------------------------|-------------------------------|---------------------|---------------------------|---------------------|
| 6" | 2" | 450 | Roller | 5 3/16" | 8 9/16" | ProTech™ Crown | SSLHG62-A47H-PRO-RB-UWB-Δ | 13.76 | RSLHG62-A47H-PRO-RB-Δ | 10.83 |
| | | | Roller | | | Moldon Alum. Rubber | SSLHG62-A47H-MAR-RB-UWB-Δ | 14.44 | RSLHG62-A47H-MAR-RB-Δ | 11.51 |
| | | | Roller | | | Moldon Rubber | SSLHG62-A47H-MR-RB-UWB-Δ | 16.12 | RSLHG62-A47H-MR-RB-Δ | 13.19 |
| | | | Roller | | | ProTech™ Flat | SSLHG62-A47H-PROF-RB-UWB-Δ | 13.76 | RSLHG62-A47H-PROF-RB-Δ | 10.83 |
| | | | Roller | | | Polyolefin | SSLHG62-A47H-POX-RB-UWB-Δ | 13.12 | RSLHG62-A47H-POX-RB-Δ | 10.20 |
| | | | Roller | | | Moldon Poly. Urethane | SSLHG62-A47H-MPU-RB-UWB-Δ | 14.22 | RSLHG62-A47H-MPU-RB-Δ | 10.94 |
| | | | Roller | | | Envirothane™ | SSLHG62-A47H-U-RB-UWB-Δ | 14.40 | RSLHG62-A47H-U-RB-Δ | 11.47 |
| | | | Precision | | | Envirothane™ Grey - PB | SSLHG62-A47H-UG-PB-UWB-Δ | 13.85 | RSLHG62-A47H-UG-PB-Δ | 11.20 |
| | | | Roller | | | Envirothane™ Grey - RB | SSLHG62-A47H-UG-RB-UWB-Δ | 14.40 | RSLHG62-A47H-UG-RB-Δ | 11.47 |
| | | | Precision | | | Envirothane™ Grey Crowned | SSLHG62-A47H-UGC-PB-UWB-Δ | 13.80 | RSLHG62-A47H-UGC-PB-Δ | 14.63 |
| | | | Roller | | | ALTHane™ | SSLHG62-A47H-AIT-RB-UWB-Δ | 13.87 | RSLHG62-A47H-AIT-RB-Δ | 11.79 |
| | | | Roller | | | Moldon Alum. Urethane | SSLHG62-A47H-MAU-RB-UWB-Δ | 14.40 | RSLHG62-A47H-MAU-RB-Δ | 11.06 |
| | | | Roller | | | Nyroll™ | SSLHG62-A47H-NYN-RB-UWB-Δ | 14.03 | RSLHG62-A47H-NYN-RB-Δ | 11.35 |
| | | | Roller | | | Phenolic | SSLHG62-A47H-PH-RB-UWB-Δ | 14.72 | RSLHG62-A47H-PH-RB-Δ | 10.55 |
| | | | Roller | | | RollX™ | SSLHG62-A47H-RX-RB-UWB-Δ | 13.47 | RSLHG62-A47H-RX-RB-Δ | 11.55 |
| | | | Roller | | | RollX™ - Maltese Cross Red | SSLHG62-A47H-RX-RB-MC1R-UWB-Δ | 13.99 | RSLHG62-A47H-RX-RB-MC1R-Δ | 11.33 |
| | | | Roller | | | RollX™ - West Coast Blue | SSLHG62-A47H-RX-RB-WC1R-UWB-Δ | 13.97 | RSLHG62-A47H-RX-RB-WC1-Δ | 11.28 |
| | | | Roller | | | RollX™ - All Terrain Diamond | SSLHG62-A47H-RX-RB-DP-UWB-Δ | 14.19 | RSLHG62-A47H-RX-RB-DP-Δ | 11.50 |
| | | | Roller | | | Solid Steel | SSLHG62-A47H-SS-RB-UWB-Δ | 17.10 | RSLHG62-A47H-SS-RB-Δ | 11.23 |
| | | | Roller | | | Moldon Urethane | SSLHG62-A47H-UR-RB-UWB-Δ | 16.58 | RSLHG62-A47H-UR-RB-Δ | 14.17 |
| Roller | Ductile Iron Crowned | SSLHG62-A47H-DIC-RB-UWB-Δ | 17.56 | RSLHG62-A47H-DIC-RB-Δ | 11.15 | | | | | |
| Roller | Heavy Duty RollX™ | SSLHG62-A47H-RXHD-RB-UWB-Δ | 13.98 | RSLHG62-A47H-RXHD-RB-Δ | 11.20 | | | | | |
| Precision | RollX™ - WOW - PB | SSLHG62-A47H-RXW-PB-TG-UWB-Δ | 13.93 | RSLHG62-A47H-RXW-PB-TG-Δ | 11.47 | | | | | |
| Roller | RollX™ - Spoked | SSLHG62-A47H-RXW-RB-SS-UWB-Δ | 14.14 | RSLHG62-A47H-RXW-RB-SS-Δ | 11.47 | | | | | |
| Roller | RollX™ - WOW - RB | SSLHG62-A47H-RXW-RB-TG-UWB-Δ | 13.87 | RSLHG62-A47H-RXW-RB-TG-Δ | 13.65 | | | | | |

* Caster weight based on Standard Plate
 ** Swivel caster comes standard with UWB

PLATE DIAGRAMS



STANDARD PLATE: A47H Plate Thickness: 1/4"





7100 FORGED SERIES

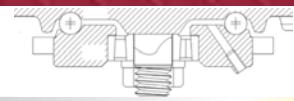
2,200 LBS
casterdepot.com



FEATURES

KINGPIN: 3/4" diameter integral kingpin and nut
RACEWAY: 7/16" diameter upper ball race with tapered roller thrust bearing
BUSHING: Roller bearings with drilled hardened steel spanner bushing and steel side washers
AXLE&NUT: 3/4" axle and lock nut

FINISH: Corrosion resistant bright zinc
LUBRICATION: Grease nipple in lower race
HARDENED: Drop forged hardened rolled in raceway
LEG SPACING: 3"
SPECIAL: Robotic welded. AISI 1045 drop forged steel top plate



EXCELLENT FOR:

- Industrial platform trucks
- Abusive conditions
- Factory use
- Most hard working industrial functions
- Economical handling of heavy loads where severe abuse is present
- Waste bins
- Heavy material handling



ALTHANE™



MOLDON RUBBER



MOLDON URETHANE



PHENOLIC



SOLID STEEL



ENVIROTHANE™



ENVIROTHANE™ GREY



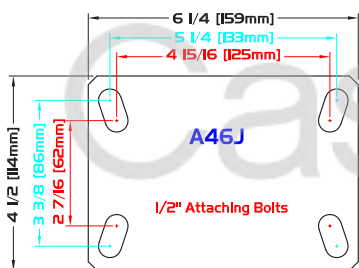
V GROOVE

OPTIONS:

- TSB Thumb Screw Brake
- UWB Universal Wheel Brake
- 4PSL 4 Position Swivel Lock without wings (welded)
- BR Bronze Bearing
- DB Delrin Bearing
- PB Precision Ball Bearing
- SWH Heat-treated Side Washer
- TG Thread Guards
- Z Zerk in Axle

| WHEEL | | CASTER | | | | PART NUMBER | | | | |
|----------|-------------|---------------|--------------|------------------------|-------------------|------------------------|-------------------|---------------------|-------------------|---------------------|
| Diameter | Tread Width | Capacity Lbs. | Bearing Type | Swivel Radius | Overall Height | Wheel Type | Swivel | Caster Weight (lbs) | Rigid | Caster Weight (lbs) |
| 6" | 2 1/2" | 700 | Roller | 5 9/32" | 7 1/2" | Moldon Rubber | S7106-A46J-MR-RB | 15.67 | R7106-A46J-MR-RB | 12.89 |
| | | 1,200 | Roller | | | Envirothane™ | S7106-A46J-U-RB | 12.47 | R7106-A46J-U-RB | 9.69 |
| | | 1,200 | Precision | | | Envirothane™ Grey - PB | S7106-A46J-UG-PB | 12.31 | R7106-A46J-UG-PB | 9.53 |
| | | 1,200 | Roller | | | Envirothane™ Grey - RB | S7106-A46J-UG-RB | 12.47 | R7106-A46J-UG-RB | 9.69 |
| | | 1,300 | Roller | | | ALTHane™ | S7106-A46J-ALT-RB | 11.67 | R7106-A46J-ALT-RB | 8.89 |
| | | 1,600 | Roller | | | Phenolic | S7106-A46J-PH-RB | 13.37 | R7106-A46J-PH-RB | 10.59 |
| | | 1,600 | Roller | | | Moldon Urethane | S7106-A46J-UR-RB | 16.39 | R7106-A46J-UR-RB | 13.61 |
| | | 1,800 | Roller | | | Solid Steel | S7106-A46J-SS-RB | 19.59 | R7106-A46J-SS-RB | 16.81 |
| | | 2,000 | Roller | | | V Groove | S7106-A46J-VG-RB | 18.07 | R7106-A46J-VG-RB | 15.29 |
| | | 8" | 2 1/2" | | | 850 | Roller | 6 9/16" | 10 1/8" | Moldon Rubber |
| 1,400 | Roller | | | ALTHane™ | S7108-A46J-ALT-RB | 13.73 | R7108-A46J-ALT-RB | | | 11.01 |
| 1,600 | Roller | | | Envirothane™ | S7108-A46J-U-RB | 15.19 | R7108-A46J-U-RB | | | 12.47 |
| 1,600 | Precision | | | Envirothane™ Grey - PB | S7108-A46J-UG-PB | 14.88 | R7108-A46J-UG-PB | | | 12.16 |
| 1,600 | Roller | | | Envirothane™ Grey - RB | S7108-A46J-UG-RB | 15.19 | R7108-A46J-UG-RB | | | 12.47 |
| 1,800 | Roller | | | Solid Steel | S7108-A46J-SS-RB | 25.69 | R7108-A46J-SS-RB | | | 22.97 |
| 2,000 | Roller | | | Phenolic | S7108-A46J-PH-RB | 16.10 | R7108-A46J-PH-RB | | | 13.38 |
| 2,000 | Roller | | | Moldon Urethane | S7108-A46J-UR-RB | 22.05 | R7108-A46J-UR-RB | | | 19.33 |
| 2,200 | Roller | | | V Groove | S7108-A46J-VG-RB | 24.33 | R7108-A46J-VG-RB | | | 21.61 |

PLATE DIAGRAMS



STANDARD PLATE: A46J

Plate Thickness: 3/8"



7200 FORGED SERIES

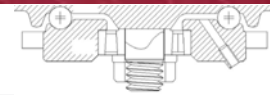
2,500 LBS
casterdepot.com



FEATURES

KINGPIN: 1" diameter integral kingpin and nut
RACEWAY: 1/2" diameter upper ball race with tapered roller thrust bearing
BUSHING: Roller bearings with drilled hardened steel spanner bushing and steel side washers
AXLE&NUT: 3/4" axle and lock nut

FINISH: Corrosion resistant bright zinc
LUBRICATION: Grease nipple in lower race
HARDENED: Drop forged hardened rolled in raceway
LEG SPACING: 3"
SPECIAL: Robotic welded. AISI 1045 drop forged steel top plate



EXCELLENT FOR:

- Industrial platforms
- Garbage & cargo containers
- Dolly carts
- Heavy loads
- Factory use
- Heavy material handling
- Abusive applications



ALTHANE™



MOLDON RUBBER



MOLDON URETHANE



PHENOLIC



SOLID STEEL



ENVIROTHANE™



ENVIROTHANE™ GREY



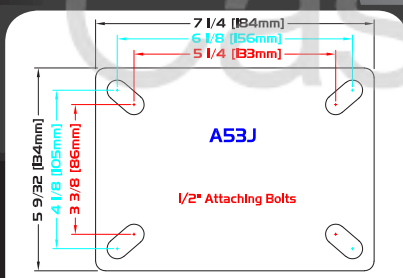
V GROOVE

OPTIONS:

- TSB Thumb Screw Brake
- UWB Universal Wheel Brake
- BR Bronze Bearing
- DB Delrin Bearing
- PB Precision Ball Bearing
- SWH Heat-treated Side Washer
- TG Thread Guards
- Z Zerk in Axle

| WHEEL | | CASTER | | | | PART NUMBER | | | | |
|----------|-------------|---------------|--------------|---------------|----------------|------------------------|-------------------|---------------------|-------------------|---------------------|
| Diameter | Tread Width | Capacity Lbs. | Bearing Type | Swivel Radius | Overall Height | Wheel Type | Swivel | Caster Weight (lbs) | Rigid | Caster Weight (lbs) |
| 6" | 2 1/2" | 700 | Roller | 5 9/32" | 8" | Moldon Rubber | S7206-A53J-MR-RB | 19.29 | R7206-A53J-MR-RB | 14.41 |
| | | 1,200 | Roller | | | Envirothane™ | S7206-A53J-U-RB | 16.09 | R7206-A53J-U-RB | 11.21 |
| | | 1,200 | Precision | | | Envirothane™ Grey - PB | S7206-A53J-UG-PB | 15.93 | R7206-A53J-UG-PB | 11.05 |
| | | 1,200 | Roller | | | Envirothane™ Grey - RB | S7206-A53J-UG-RB | 16.09 | R7206-A53J-UG-RB | 11.21 |
| | | 1,300 | Roller | | | ALThane™ | S7206-A53J-ALT-RB | 15.29 | R7206-A53J-ALT-RB | 10.41 |
| | | 1,600 | Roller | | | Phenolic | S7206-A53J-PH-RB | 16.99 | R7206-A53J-PH-RB | 12.11 |
| | | 1,600 | Roller | | | Moldon Urethane | S7206-A53J-UR-RB | 20.01 | R7206-A53J-UR-RB | 15.13 |
| | | 1,800 | Roller | | | Solid Steel | S7206-A53J-SS-RB | 23.21 | R7206-A53J-SS-RB | 18.33 |
| | | 2,000 | Roller | | | V Groove | S7206-A53J-VG-RB | 21.69 | R7206-A53J-VG-RB | 16.81 |
| 8" | 2 1/2" | 800 | Roller | 6 1/8" | 10 1/2" | Moldon Rubber | S7208-A53J-MR-RB | 21.67 | R7208-A53J-MR-RB | 18.41 |
| | | 1,400 | Roller | | | ALThane™ | S7208-A53J-ALT-RB | 16.00 | R7208-A53J-ALT-RB | 12.73 |
| | | 1,600 | Roller | | | Envirothane™ | S7208-A53J-U-RB | 17.45 | R7208-A53J-U-RB | 14.19 |
| | | 1,600 | Precision | | | Envirothane™ Grey - PB | S7208-A53J-UG-PB | 17.14 | R7208-A53J-UG-PB | 13.88 |
| | | 1,600 | Roller | | | Envirothane™ Grey - RB | S7208-A53J-UG-RB | 17.45 | R7208-A53J-UG-RB | 14.19 |
| | | 1,800 | Roller | | | Solid Steel | S7208-A53J-SS-RB | 27.95 | R7208-A53J-SS-RB | 24.69 |
| | | 2,000 | Roller | | | Phenolic | S7208-A53J-PH-RB | 18.36 | R7208-A53J-PH-RB | 15.10 |
| | | 2,000 | Roller | | | Moldon Urethane | S7208-A53J-UR-RB | 24.31 | R7208-A53J-UR-RB | 21.05 |
| | | 2,500 | Roller | | | V Groove | S7208-A53J-VG-RB | 26.59 | R7208-A53J-VG-RB | 23.33 |
| 10" | 2 1/2" | 950 | Roller | 7 9/16" | 12 1/2" | Moldon Rubber | S7210-A53J-MR-RB | 25.71 | R7210-A53J-MR-RB | 22.55 |
| | | 2,000 | Roller | | | Solid Steel | S7210-A53J-SS-RB | 29.09 | R7210-A53J-SS-RB | 25.93 |
| | | 2,200 | Roller | | | Moldon Urethane | S7210-A53J-UR-RB | 27.57 | R7210-A53J-UR-RB | 24.41 |
| | | 2,500 | Roller | | | Phenolic | S7210-A53J-PH-RB | 20.35 | R7210-A53J-PH-RB | 17.19 |
| | | 2,500 | Roller | | | Solid Steel | S7210-A53J-SSR-RB | 29.05 | R7210-A53J-SSR-RB | 25.89 |
| 12" | 2 1/2" | 950 | Roller | 9" | 14 1/16" | Moldon Rubber | S7212-A53J-MR-RB | 31.01 | R7212-A53J-MR-RB | 26.03 |
| | | 2,000 | Roller | | | Solid Steel | S7212-A53J-SS-RB | 34.59 | R7212-A53J-SS-RB | 29.61 |
| | | 2,500 | Roller | | | Phenolic | S7212-A53J-PH-RB | 26.53 | R7212-A53J-PH-RB | 21.55 |
| | | 2,500 | Roller | | | Moldon Urethane | S7212-A53J-UR-RB | 34.97 | R7212-A53J-UR-RB | 30.00 |

PLATE DIAGRAMS



STANDARD PLATE: A53J

Plate Thickness: 3/8"



7500 FORGED SERIES

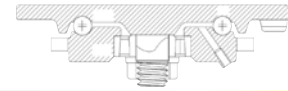
3,200 LBS
casterdepot.com



FEATURES

KINGPIN: 1" diameter integral kingpin and nut
RACEWAY: 1/2" diameter upper ball race with tapered roller thrust bearing
BUSHING: Roller bearings with drilled hardened steel spanner bushing and steel side washers
AXLE&NUT: 3/4" axle and lock nut

FINISH: Corrosion resistant bright zinc
LUBRICATION: Grease nipple in lower race
HARDENED: Drop forged hardened rolled in raceway
LEG SPACING: 3 1/2"
SPECIAL: Robotic welded. AISI 1045 drop forged steel top plate



EXCELLENT FOR:

- Industrial platforms
- Garbage & cargo containers
- Dolly carts
- Heavy loads
- Factory use
- Heavy material handling
- Abusive applications



DUCTILE IRON



MOLDON RUBBER



PHENOLIC



SOLID STEEL



SEMI STEEL



MOLDON URETHANE



MOLDON URETHANE - TB



V GROOVE

OPTIONS:

- TSB Thumb Screw Brake
- UWB Universal Wheel Brake
- BR Bronze Bearing
- DB Delrin Bearing
- PB Precision Ball Bearing
- SWH Heat-treated Side Washer
- TG Thread Guards
- Z Zerk in Axle

SPECIAL:

Drop forged steel top plate AISI 1045.
Double deep grooved raceway.

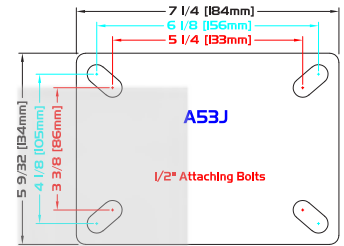
| WHEEL | | CASTER | | | | PART NUMBER | | | | |
|----------|-------------|---------------|-------------------|---------------|-------------------|----------------------------|--------------------|---------------------|--------------------|---------------------|
| Diameter | Tread Width | Capacity Lbs. | Bearing Type | Swivel Radius | Overall Height | Wheel Type | Swivel | Caster Weight (lbs) | Rigid | Caster Weight (lbs) |
| 6" | 3" | 750 | Roller | 5 9/32" | 8" | Moldon Rubber | S7506-A53J-MR-RB | 20.78 | R7506-A53J-MR-RB | 15.90 |
| | | 750 | Tapered | | | Moldon Rubber - TB | S7506-A53J-MR-TB | 20.27 | R7506-A53J-MR-TB | 15.39 |
| | | 2,000 | Roller | | | Phenolic | S7506-A53J-PH-RB | 18.40 | R7506-A53J-PH-RB | 13.52 |
| | | 2,000 | Roller | | | Moldon Urethane | S7506-A53J-UR-RB | 21.90 | R7506-A53J-UR-RB | 17.02 |
| | | 2,000 | Tapered | | | Moldon Urethane - TB | S7506-A53J-UR-TB | 23.37 | R7506-A53J-UR-TB | 18.49 |
| | | 2,400 | Roller | | | HD Moldon Urethane | S7506-A53J-URH-RB | 23.50 | R7506-A53J-URH-RB | 18.62 |
| | | 2,400 | Tapered | | | HD Moldon Urethane - TB | S7506-A53J-URH-TB | 21.65 | R7506-A53J-URH-TB | 16.77 |
| | | 2,500 | Roller | | | Solid Steel | S7506-A53J-SS-RB | 25.70 | R7506-A53J-SS-RB | 20.82 |
| | | 2,500 | Roller | | | V Groove | S7506-A53J-VG-RB | 26.00 | R7506-A53J-VG-RB | 21.12 |
| | | 3,200 | Tapered | | | Ductile Iron - TB | S7506-A53J-DI-TB | 23.40 | R7506-A53J-DI-TB | 18.52 |
| | | 3,200 | Tapered | | | Solid Steel - TB | S7506-A53J-SS-TB | 22.25 | R7506-A53J-SS-TB | 17.37 |
| | | 3,200 | Tapered | | | V Groove - TB | S7506-A53J-VGFS-TB | 32.65 | R7506-A53J-VGFS-TB | 27.77 |
| 8" | 3" | 900 | Roller | 6 1/8" | 10 1/2" | Moldon Rubber | S7508-A53J-MR-RB | 24.94 | R7508-A53J-MR-RB | 20.28 |
| | | 900 | Tapered | | | Moldon Rubber - TB | S7508-A53J-MR-TB | 24.95 | R7508-A53J-MR-TB | 20.29 |
| | | 2,500 | Roller | | | Phenolic | S7508-A53J-PH-RB | 20.70 | R7508-A53J-PH-RB | 16.04 |
| | | 2,500 | Roller | | | Solid Steel | S7508-A53J-SS-RB | 32.80 | R7508-A53J-SS-RB | 28.14 |
| | | 2,500 | Roller | | | Moldon Urethane | S7508-A53J-UR-RB | 27.14 | R7508-A53J-UR-RB | 22.48 |
| | | 2,500 | Tapered | | | Moldon Urethane - TB | S7508-A53J-UR-TB | 30.65 | R7508-A53J-UR-TB | 26.00 |
| | | 2,800 | Roller | | | V Groove | S7508-A53J-VG-RB | 32.08 | R7508-A53J-VG-RB | 27.42 |
| | | 3,100 | Roller | | | Moldon Urethane | S7508-A53J-URR-RB | 31.80 | R7508-A53J-URR-RB | 27.14 |
| | | 3,100 | Tapered | | | Moldon Urethane - TB | S7508-A53J-URR-TB | 29.95 | R7508-A53J-URR-TB | 25.29 |
| | | 3,200 | Tapered | | | Ductile Iron - TB | S7508-A53J-DI-TB | 29.27 | R7508-A53J-DI-TB | 24.61 |
| | | 3,200 | Tapered | | | Solid Steel - TB | S7508-A53J-SS-TB | 25.97 | R7508-A53J-SS-TB | 21.31 |
| | | 3,200 | Roller | | | Semi Steel | S7508-A53J-STR-RB | 32.80 | R7508-A53J-STR-RB | 28.14 |
| | | 3,200 | Tapered | | | Semi Steel - TB | S7508-A53J-STR-TB | 32.95 | R7508-A53J-STR-TB | 28.29 |
| | | 3,200 | Roller | | | HD Moldon Urethane | S7508-A53J-URH-RB | 31.80 | R7508-A53J-URH-RB | 27.14 |
| | | 3,200 | Tapered | | | HD Moldon Urethane - TB | S7508-A53J-URH-TB | 29.95 | R7508-A53J-URH-TB | 25.29 |
| 3,200 | Tapered | V Groove - TB | S7508-A53J-VGR-TB | 37.45 | R7508-A53J-VGR-TB | 32.79 | | | | |
| 10" | 3" | 1,000 | Roller | 7 9/16" | 12 1/2" | Moldon Rubber | S7510-A53J-MR-RB | 29.28 | R7510-A53J-MR-RB | 24.72 |
| | | 1,000 | Tapered | | | Moldon Rubber - TB | S7510-A53J-MR-TB | 31.45 | R7510-A53J-MR-TB | 26.89 |
| | | 2,500 | Roller | | | Solid Steel | S7510-A53J-SS-RB | 33.98 | R7510-A53J-SS-RB | 29.42 |
| | | 2,900 | Roller | | | Phenolic | S7510-A53J-PH-RB | 23.86 | R7510-A53J-PH-RB | 19.30 |
| | | 3,000 | Roller | | | Moldon Urethane | S7510-A53J-UR-RB | 31.90 | R7510-A53J-UR-RB | 27.34 |
| | | 3,000 | Tapered | | | Moldon Urethane - TB | S7510-A53J-UR-TB | 36.87 | R7510-A53J-UR-TB | 32.31 |
| | | 3,000 | Roller | | | V Groove | S7510-A53J-VG-RB | 37.26 | R7510-A53J-VG-RB | 32.70 |
| | | 3,200 | Tapered | | | Ductile Iron - TB | S7510-A53J-DI-TB | 40.97 | R7510-A53J-DI-TB | 36.41 |
| | | 3,200 | Tapered | | | Solid Steel - TB | S7510-A53J-SS-TB | 31.87 | R7510-A53J-SS-TB | 27.31 |
| | | 3,200 | Roller | | | HD Moldon Urethane | S7510-A53J-URH-RB | 39.26 | R7510-A53J-URH-RB | 34.70 |
| | | 3,200 | Tapered | | | HD Moldon Urethane - TB | S7510-A53J-URH-TB | 37.41 | R7510-A53J-URH-TB | 32.85 |
| | | 3,200 | Roller | | | Moldon Urethane | S7510-A53J-URR-RB | 39.26 | R7510-A53J-URR-RB | 34.70 |
| | | 3,200 | Tapered | | | Moldon Urethane - TB | S7510-A53J-URR-TB | 37.41 | R7510-A53J-URR-TB | 32.85 |
| | | 3,200 | Tapered | | | Forged Steel V Groove - TB | S7510-A53J-VGFS-TB | 40.41 | R7510-A53J-VGFS-TB | 35.85 |

PLATE DIAGRAMS

STANDARD PLATE: A53J

Plate Thickness: 3/8"

| WHEEL | | CASTER | | | | PART NUMBER | | | | |
|----------|-------------|---------------|--------------|---------------|----------------|------------------------|-------------------|---------------------|-------------------|---------------------|
| Diameter | Tread Width | Capacity Lbs. | Bearing Type | Swivel Radius | Overall Height | Wheel Type | Swivel | Caster Weight (lbs) | Rigid | Caster Weight (lbs) |
| 12" | 3" | 1,200 | Roller | 9" | 14 1/16" | Moldon Rubber | S7512-A53J-MR-RB | 34.88 | R7512-A53J-MR-RB | 29.60 |
| | | 1,200 | Tapered | | | Moldon Rubber - TB | S7512-A53J-MR-TB | 33.09 | R7512-A53J-MR-TB | 27.81 |
| | | 2,500 | Roller | | | Solid Steel | S7512-A53J-SS-RB | 40.42 | R7512-A53J-SS-RB | 35.14 |
| | | 3,200 | Tapered | | | Ductile Iron - TB | S7512-A53J-DI-TB | 45.44 | R7512-A53J-DI-TB | 40.16 |
| | | 3,200 | Roller | | | Phenolic | S7512-A53J-PH-RB | 28.12 | R7512-A53J-PH-RB | 22.84 |
| | | 3,200 | Tapered | | | Solid Steel - TB | S7512-A53J-SS-TB | 43.23 | R7512-A53J-SS-TB | 37.95 |
| | | 3,200 | Roller | | | Moldon Urethane | S7512-A53J-UR-RB | 38.16 | R7512-A53J-UR-RB | 32.88 |
| | | 3,200 | Tapered | | | Moldon Urethane - TB | S7512-A53J-UR-TB | 45.79 | R7512-A53J-UR-TB | 40.51 |
| | | 3,200 | Tapered | | | HD Moldon Urethane -TB | S7512-A53J-URH-TB | 39.07 | R7512-A53J-URH-TB | 33.79 |
| | | 3,200 | Tapered | | | Moldon Urethane - TB | S7512-A53J-URR-TB | 39.07 | R7512-A53J-URR-TB | 33.79 |





7900 SERIES

450 LBS
casterdepot.com



FEATURES

KINGPIN: 9/16" Rivet diameter
BALL BEARINGS: 5/16" diameter upper race; 1/4" diameter lower race
BUSHING: Sealed Precision Ball Bearings
AXLE&NUT: 1/2" axle and lock nut

FINISH: Corrosion resistant bright zinc
HARDENED: Sealed raceway
SPECIAL: Automotive tire traction; full floor protection; quiet operation
PLY RATING: Ply rating is 4, maximum PSI is 50

EXCELLENT FOR:

- Uneven floors such as agricultural, institutional and industrial
- Quiet Cushion ride
- Shock and Vibration
- Prolonging equipment life
- Floor Protection
- Platform and Large stock trucks
- Food Service equipment
- Hotel Equipment



PNEUMATIC LUG



PNEUMATIC SAWTOOTH

OPTIONS:

SLB Side Locking Brake

FINISHES:

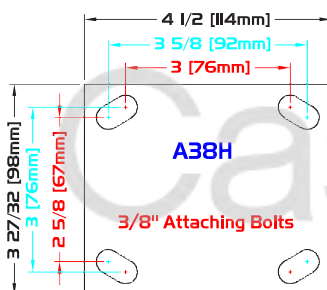
70?A Antique
 70?PB Polished Brass
 70?1 Brass
 70?2 Chrome
 70?4 Black

Inquiries on other finishes welcome

| WHEEL | | CASTER | | | | PART NUMBER | | | | | | | |
|----------|-------------|---------------|----------------|---------------|----------------|-------------|-------------|-------------|----------------------|--------------------|---------------------|--------------------|---------------------|
| Diameter | Tread Width | Capacity Lbs. | Bearing Type | Swivel Radius | Overall Height | Tire Size | Tire Colour | Leg Spacing | Wheel Type | Swivel | Caster Weight (lbs) | Rigid | Caster Weight (lbs) |
| 8" | 2 1/2" | 300 | Precision Ball | 6 1/4" | 10" | 2.50-4 | Black | 3" | Pneumatic (Lug) | S7908-A38H-PNC-PBB | 6.58 | R7908-A38H-PNC-PBB | 5.70 |
| 10" | 3 1/2" | 350 | Precision Ball | 7 5/8" | 12 1/2" | 4.10/3.50-4 | Black | 4" | Pneumatic (Sawtooth) | S7910-A38H-PNC-PBB | 7.69 | R7910-A38H-PNC-PBB | 7.32 |
| 12" | 3 1/2" | 450 | Precision Ball | 9" | 14" | 4.10/3.50-6 | Black | 4" | Pneumatic (Sawtooth) | S7912-A38H-PNC-PBB | 11.25 | R7912-A38H-PNC-PBB | 10.00 |

* All 8", 10" and 12" Pneumatics are fitted with a 3 pc. Split Rim / Bolt through flanged hub design

PLATE DIAGRAMS



STANDARD PLATE: A38H

Plate Thickness: 1/4"



8000 LOW PROFILE CASTERS

SERIES

600 LBS
casterdepot.com



FEATURES

KINGPIN: 5/16" rivet
RACEWAY: 3/16" diameter over and under race; hardened steel load bearings
BUSHING: Nylon, steel bearing

AXLE&NUT: 5/16" axle and nut
FINISH: Bright chrome
HARDENED: Washer
SPECIAL: Wide selection of specialty stems and plates

EXCELLENT FOR:

- Pianos & heavy equipment
- Floor protection & excellent mobility
- Business machines

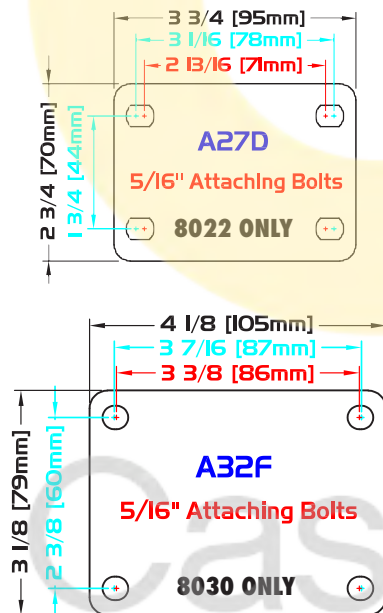


OPTIONS:

- TSB Thumb Screw Brake (included in 8030 only)

| WHEEL | | CASTER | | | | PART NUMBER | | Caster Weight (lbs) |
|---------------|-------------|---------------|--------------|---------------|----------------|-------------------|------------------------|---------------------|
| Diameter | Tread Width | Capacity Lbs. | Bearing Type | Swivel Radius | Overall Height | Wheel Type | Swivel | |
| 2" Dual Wheel | 7/8" | 150 | Plain | 1 13/16" | 2 7/8" | ProTech™ Flat | S8022-***-PROF | 0.82 |
| | | 160 | Nylon | | | Soft Rubber | S8022-***-SR | 1.10 |
| | | 200 | Nylon | | | Hard Rubber | S8022-***-HR | 1.10 |
| | | 200 | Steel | | | Envirothane™ | S8022-***-U | 0.88 |
| | | 200 | Steel | | | Envirothane™ Grey | S8022-***-UG | 0.88 |
| 2" | 1 3/4" | 200 | Plain | 1 13/16" | 2 7/8" | Polyolefin | S8022-***-PO | 0.84 |
| 3" | 1 13/16" | 600 | Roller | 2 5/16" | 4 1/16" | Phenolic | S8030-A32F-PH-RB-TSB-Z | 2.50 |

PLATE DIAGRAMS



STANDARD 8022 PLATE: A27D
 STANDARD 8030 PLATE: A32F

A27D
 A32F

D Plate Thickness: 3/32"
 F Plate Thickness: 5/32"

STEMS

THREADED STEMS HEX NUT (8022 only)

| *** | DIAMETER | LENGTH | TYPE |
|----------------|----------|--------|------|
| 1/2-13X1 1/2HN | 1/2" | 1 1/2" | NC |



THREADED STEMS HEX WASHER (8022 only)

| *** | DIAMETER | LENGTH | TYPE |
|----------------|----------|--------|------|
| 1/2-13X1HW | 1/2" | 1" | NC |
| 1/2-13X1 1/2HW | 1/2" | 1 1/2" | NC |



ROUND STEMS (8022 only)

| *** | DIAMETER | LENGTH | TYPE |
|-------------|----------|---------|---------------|
| 437SX1 5/16 | 7/16" | 1 5/16" | Friction Ring |





8300 LADDER CASTERS

SERIES

110 LBS
casterdepot.com



FEATURES

KINGPIN: 11/32" diameter rivet
RACEWAY: 3/16" diameter upper race; 5/32" diameter lower race; hardened steel load bearings
BUSHING: Steel bushing

AXLE&NUT: 1/4" riveted axle
FINISH: Corrosion resistant bright zinc
HARDENED: Washers
LEG SPACING: 1"

EXCELLENT FOR:

- Warehouse rolling ladders
- Sophisticated operations in hospitals
- Food service equipment
- Data processing equipment
- Filming & lighting equipment
- High quality products



HARD RUBBER

SOFT RUBBER

| WHEEL | | CASTER | | | | PART NUMBER | | Caster Weight (lbs) |
|----------|-------------|---------------|----------------|---------------|----------------|-------------|--------------|---------------------|
| Diameter | Tread Width | Capacity Lbs. | Bearing Type | Swivel Radius | Overall Height | Wheel Type | Swivel | |
| 2" | 13/16" | 75 100 | Nylon Nylon | 1 13/16" | 2 1/2" | Soft Rubber | S8302-***-SR | 0.60 |
| | | | | | | Hard Rubber | S8302-***-HR | |
| 3" | 13/16" | 100 110 | Nylon Nylon | 2 5/16" | 3 1/2" | Soft Rubber | S8303-***-SR | 0.73 |
| | | | | | | Hard Rubber | S8303-***-HR | |

SPECIAL:

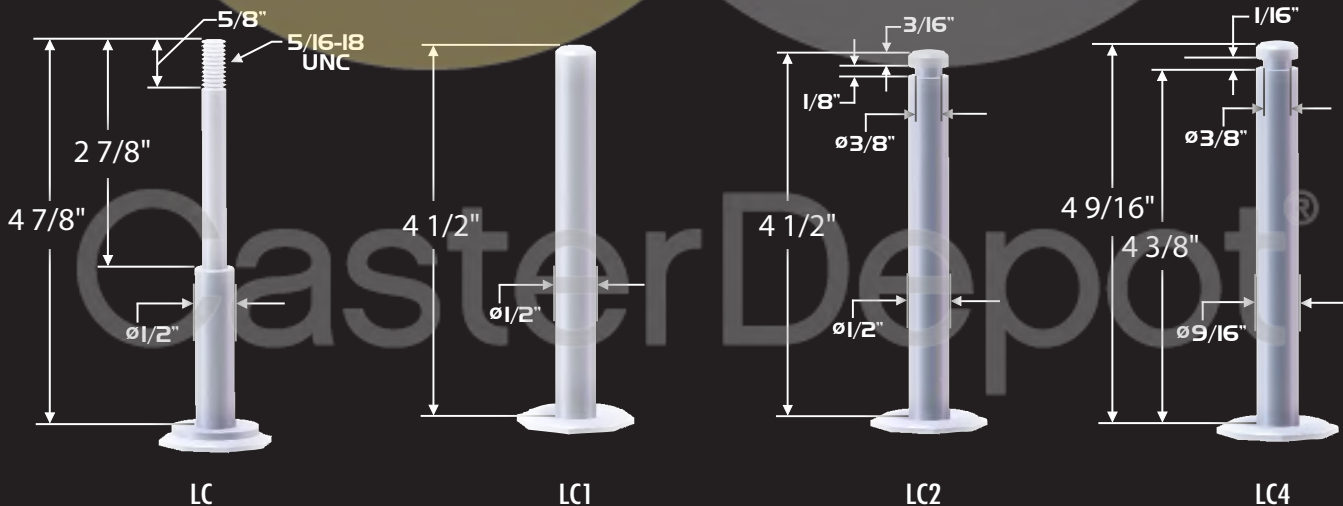
Custom stems available upon request

* Caster weight based on LC Stem

STEMS

LC STEMS

| *** | DIAMETER | LENGTH | TYPE |
|-----|----------|---------|-----------|
| LC | 1/2" | 4 7/8" | NC |
| LC1 | 1/2" | 4 1/2" | Plain |
| LC2 | 1/2" | 4 1/2" | Snap Ring |
| LC4 | 9/16" | 4 9/16" | Snap Ring |





8900 SCAFFOLD CASTER SERIES

800 LBS
casterdepot.com



FEATURES

KINGPIN: 11/16" diameter kingpin
RACEWAY: 3/8" diameter upper race; 5/16" diameter lower race
BUSHING: Roller bearings with drilled hardened steel spanner bushing & plastic side washers
AXLE&NUT: 1/2" zerk axle and lock nut

FINISH: Corrosion resistant bright zinc
HARDENED: Washers
LEG SPACING: 2 1/2"
SPECIAL: Extra high safety factor for maximum accident prevention. High quality dual locking system that engages wheel tread and swivel section.

EXCELLENT FOR:

- High quality scaffolding requirements
- Motion picture equipment
- Flood light stand
- Other mobile equipment



OPTIONS:

- BB Ball Bearing
- BR Bronze Bearing
- DB Delrin Bearing
- HT Heat-treated
- NB Nylon Bearing
- PB Precision Ball Bearing
- RBC Caged Roller Bearing
- SSW Steel Side Washer
- SWH Heat-treated Side Washer
- TG Thread Guards
- Z Zerk in Axle

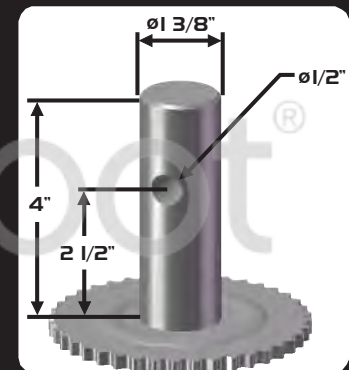
| WHEEL | | CASTER | | | | PART NUMBER | | Caster Weight (lbs) |
|----------|-------------|---------------|--------------|---------------|----------------|--------------------------------|------------------|---------------------|
| Diameter | Tread Width | Capacity Lbs. | Bearing Type | Swivel Radius | Overall Height | Wheel Type | Swivel | |
| 6" | 2" | 450 | Roller | 4 1/2" | 7 1/2" | ProTech™ Crown | S8906-SC-PRO-RB | 7.47 |
| | | 500 | Roller | | | Moldon Alum. Rubber | S8906-SC-MAR-RB | 8.15 |
| | | 500 | Roller | | | Moldon Rubber | S8906-SC-MR-RB | 9.83 |
| | | 500 | Roller | | | ProTech™ Flat | S8906-SC-PROF-RB | 7.47 |
| | | 600 | Roller | | | Moldon Alum. Urethane | S8906-SC-MAU-RB | 8.11 |
| | | 600 | Roller | | | Moldon Poly. Urethane | S8906-SC-MPU-RB | 7.93 |
| | | 600 | Roller | | | Envirothane™ | S8906-SC-U-RB | 8.11 |
| | | 600 | Precision | | | Envirothane™ Grey - PB | S8906-SC-UG-PB | 7.88 |
| | | 600 | Roller | | | Envirothane™ Grey - RB | S8906-SC-UG-RB | 8.11 |
| | | 600 | Precision | | | Envirothane™ Grey Crowned - PB | S8906-SC-UGC-PB | 7.83 |
| | | 600 | Roller | | | Moldon Urethane | S8906-SC-UR-RB | 10.29 |
| 8" | 2" | 600 | Roller | 6" | 9 1/2" | Moldon Alum. Rubber | S8908-SC-MAR-RB | 9.35 |
| | | 600 | Roller | | | Moldon Rubber | S8908-SC-MR-RB | 11.97 |
| | | 600 | Roller | | | ProTech™ Crown | S8908-SC-PRO-RB | 8.66 |
| | | 650 | Roller | | | ProTech™ Flat | S8908-SC-PROF-RB | 8.62 |
| | | 800 | Roller | | | Moldon Alum. Urethane | S8908-SC-MAU-RB | 9.53 |
| | | 800 | Roller | | | Moldon Poly. Urethane | S8908-SC-MPU-RB | 8.81 |
| | | 800 | Roller | | | Envirothane™ | S8908-SC-U-RB | 9.43 |
| | | 800 | Precision | | | Envirothane™ Grey - PB | S8908-SC-UG-PB | 9.37 |
| | | 800 | Roller | | | Envirothane™ Grey - RB | S8908-SC-UG-RB | 9.43 |
| | | 800 | Precision | | | Envirothane™ Grey Crowned - PB | S8908-SC-UGC-PB | 9.37 |
| | | 800 | Roller | | | Moldon Urethane | S8908-SC-UR-RB | 12.69 |

* Caster weight based on SC Stem

STEMS

ROUND STEMS

| *** | DIAMETER | LENGTH | TYPE |
|-----|----------|--------|------|
| SC | 1 3/8" | 4" | NC |





TORNADO

SERIES

KINGPINFREE™

1,200 LBS


casterdepot.com



FEATURES

KINGPIN: Kingpinfree
RACEWAY: 3 3/8" head diameter; 2 3/8" diameter kingpin raceway, 3/8" ball bearings
BUSHING: Roller bearings with drilled hardened steel spanner bushing and steel side washers

AXLE&NUT: 1/2" zerk axle and lock nut (except with PB)
FINISH: Corrosion resistant bright zinc
LUBRICATION: Grease nipple in race
HARDENED: None
LEGS: 1/4" thick, double welded
LEG SPACING: 2 1/2"



EXCELLENT FOR:

- Abusive Conditions
- Tow lines
- Industrial platform trucks
- Most hardworking industrial functions
- Economical handling of heavy loads where severe abuse is present



WHEEL

CASTER

PART NUMBER

OPTIONS:

- SLB Side Locking Brake
- TSB Thumb Screw Brake
- UWB Universal Wheel Brake
- 4PSL 4 Position Swivel Lock without wings (welded)
- 4PSLN 4 position Swivel Lock with wings (demountable - only available with A38H plate)
- BB Ball Bearing
- BR Bronze Bearing
- DB Delrin Bearing
- NB Nylon Roller Bearing
- PB Precision Ball Bearing
- RBC Caged Roller Bearing
- C Raceway Seal
- OH Special Overall Height
- SSW Steel Side Washer
- SWH Heat-treated Side Washer
- TG Thread Guards

FINISHES:

Inquiries on other finishes welcome

SPECIAL:

Dual leg configuration available



| Diameter | Tread Width | Capacity Lbs. | Bearing Type | Swivel Radius | Overall Height | Wheel Type | Swivel | Caster Weight (lbs) | Rigid | Caster Weight (lbs) |
|----------|-------------|----------------------|------------------|---------------|------------------|----------------------------|-------------------|---------------------|-------------------|---------------------|
| 4" | 2" | 300 | Roller | 3 1/4" | 5 5/8" | Moldon Rubber | STO42-***-MR-RB | 6.76 | RT042-***-MR-RB | 5.43 |
| | | 300 | Roller | | | ProTech™ Crown | STO42-***-PRO-RB | 4.76 | RT042-***-PRO-RB | 3.43 |
| | | 400 | Roller | | | Moldon Alum. Rubber | STO42-***-MAR-RB | 5.26 | RT042-***-MAR-RB | 3.93 |
| | | 550 | Roller | | | Polyolefin | STO42-***-POX-RB | 4.48 | RT042-***-POX-RB | 3.15 |
| | | 600 | Roller | | | High Temp. Phenolic (475°) | STO42-***-HTPH-RB | 5.47 | RT042-***-HTPH-RB | 4.14 |
| | | 650 | Roller | | | Envirothane™ | STO42-***-U-RB | 4.88 | RT042-***-U-RB | 3.55 |
| | | 650 | Precision | | | Envirothane™ Grey - PB | STO42-***-UG-PB | 4.88 | RT042-***-UG-PB | 3.55 |
| | | 650 | Roller | | | Envirothane™ Grey - RB | STO42-***-UG-RB | 4.88 | RT042-***-UG-RB | 3.55 |
| | | 700 | Roller | | | Moldon Poly. Urethane | STO42-***-MPU-RB | 4.84 | RT042-***-MPU-RB | 3.51 |
| | | 700 | Roller | | | Solid Steel | STO42-***-SS-RB | 6.66 | RT042-***-SS-RB | 5.33 |
| | | 700 | Roller | | | Moldon Urethane Crown | STO42-***-URC-RB | 6.48 | RT042-***-URC-RB | 5.15 |
| | | 750 | Roller | | | Althane™ | STO42-***-ALT-RB | 4.68 | RT042-***-ALT-RB | 3.35 |
| | | 750 | Precision | | | Freedom™ | STO42-***-FDM-PB | 5.08 | RT042-***-FDM-PB | 3.76 |
| | | 800 | Roller | | | Lava™ | STO42-***-LV-RB | 4.74 | RT042-***-LV-RB | 3.41 |
| | | 800 | Roller | | | Moldon Alum. Urethane | STO42-***-MAU-RB | 5.06 | RT042-***-MAU-RB | 3.73 |
| | | 800 | Roller | | | Phenolic | STO42-***-PH-RB | 5.07 | RT042-***-PH-RB | 3.74 |
| | | 800 | Roller | | | RollX™ | STO42-***-RX-RB | 4.69 | RT042-***-RX-RB | 3.36 |
| | | 800 | Roller | | | Moldon Urethane | STO42-***-UR-RB | 6.36 | RT042-***-UR-RB | 5.03 |
| | | 900 | Roller | | | Lava™-WOW | STO42-***-LVW-RB | 4.95 | RT042-***-LVW-RB | 3.62 |
| | | 900 | Roller | | | Nyroll™ | STO42-***-NYN-RB | 4.84 | RT042-***-NYN-RB | 3.51 |
| 1,000 | Roller | V Groove | STO42-***-VG-RB | 7.68 | RT042-***-VG-RB | 6.35 | | | | |
| 1,200 | Roller | RollX™-WOW | STO42-***-RXW-RB | 4.95 | RT042-***-RXW-RB | 3.62 | | | | |
| 5" | 2" | 350 | Ball | 4 1/4" | 6 1/2" | Alum. Rubber Grey | STO52-***-ARG-BB | 6.03 | RT052-***-ARG-BB | 4.68 |
| | | 350 | Roller | | | Soft Rubber | STO52-***-SR-RB | 6.01 | RT052-***-SR-RB | 4.66 |
| | | 375 | Roller | | | ProTech™ Crown | STO52-***-PRO-RB | 5.22 | RT052-***-PRO-RB | 3.87 |
| | | 450 | Roller | | | Moldon Rubber | STO52-***-MR-RB | 6.90 | RT052-***-MR-RB | 5.55 |
| | | 500 | Roller | | | Moldon Alum. Rubber | STO52-***-MAR-RB | 5.68 | RT052-***-MAR-RB | 4.33 |
| | | 650 | Roller | | | Polyolefin | STO52-***-POX-RB | 4.73 | RT052-***-POX-RB | 3.38 |
| | | 750 | Precision | | | Freedom™ | STO52-***-FDM-PB | 5.53 | RT052-***-FDM-PB | 4.19 |
| | | 750 | Roller | | | High Temp. Phenolic (475°) | STO52-***-HTPH-RB | 5.78 | RT052-***-HTPH-RB | 4.43 |
| | | 800 | Roller | | | Lava™ | STO52-***-LV-RB | 5.07 | RT052-***-LV-RB | 3.72 |
| | | 800 | Roller | | | Envirothane™ | STO52-***-U-RB | 5.48 | RT052-***-U-RB | 4.13 |
| | | 800 | Precision | | | Envirothane™ Grey - PB | STO52-***-UG-PB | 5.54 | RT052-***-UG-PB | 4.19 |
| | | 800 | Roller | | | Envirothane™ Grey - RB | STO52-***-UG-RB | 5.48 | RT052-***-UG-RB | 4.13 |
| | | 800 | Roller | | | Moldon Urethane Crown | STO52-***-URC-RB | 6.82 | RT052-***-URC-RB | 5.47 |
| | | 900 | Roller | | | Moldon Alum. Urethane | STO52-***-MAU-RB | 5.58 | RT052-***-MAU-RB | 4.23 |
| | | 900 | Roller | | | Moldon Poly. Urethane | STO52-***-MPU-RB | 5.46 | RT052-***-MPU-RB | 4.11 |
| | | 950 | Roller | | | Althane™ | STO52-***-ALT-RB | 5.08 | RT052-***-ALT-RB | 3.73 |
| | | 1,000 | Roller | | | Nyroll™ | STO52-***-NYN-RB | 5.32 | RT052-***-NYN-RB | 3.97 |
| | | 1,000 | Roller | | | Phenolic | STO52-***-PH-RB | 5.68 | RT052-***-PH-RB | 4.33 |
| | | 1,000 | Roller | | | RollX™ | STO52-***-RX-RB | 5.02 | RT052-***-RX-RB | 3.67 |
| | | 1,000 | Roller | | | Solid Steel | STO52-***-SS-RB | 7.72 | RT052-***-SS-RB | 6.37 |
| 1,100 | Roller | Lava™-WOW | STO52-***-LVW-RB | 5.38 | RT052-***-LVW-RB | 4.03 | | | | |
| 1,200 | Roller | Ductile Iron Crowned | STO52-***-DIC-RB | 8.30 | RT052-***-DIC-RB | 6.95 | | | | |
| 1,200 | Roller | Moldon Urethane | STO52-***-UR-RB | 7.52 | RT052-***-UR-RB | 6.17 | | | | |
| 1,200 | Roller | RollX™-WOW | STO52-***-RXW-RB | 5.38 | RT052-***-RXW-RB | 4.03 | | | | |
| 1,200 | Roller | V Groove | STO52-***-VG-RB | 8.74 | RT052-***-VG-RB | 7.39 | | | | |

TORNADO

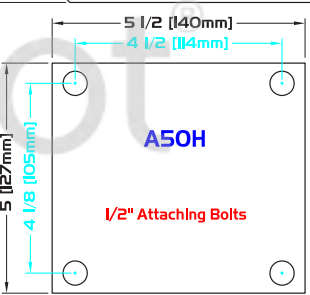
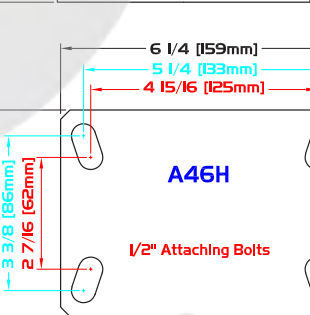
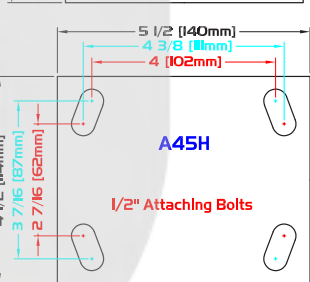
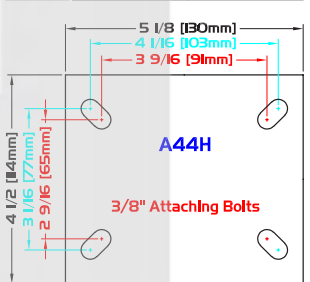
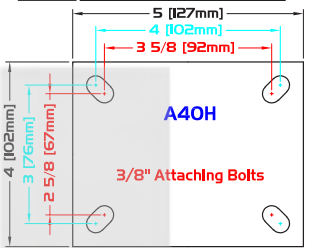
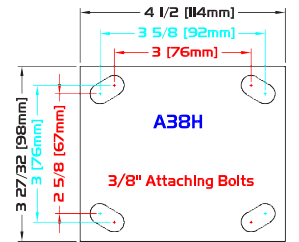
SERIES

casterdepot.com

STANDARD PLATE: A38H

H - Plate Thickness: 1/4"

PLATE DIAGRAMS



| WHEEL | | CASTER | | PART NUMBER | | | | | | |
|----------|-------------|-----------------|------------------|---------------|------------------|--------------------------------|---------------------|---------------------|---------------------|---------------------|
| Diameter | Tread Width | Capacity Lbs. | Bearing Type | Swivel Radius | Overall Height | Wheel Type | Swivel | Caster Weight (lbs) | Rigid | Caster Weight (lbs) |
| 6" | 2" | 275 | Precision | 4 7/8" | 7 1/2" | Flat Free | STO62-***-FFC-PBB | 5.61 | RT062-***-FFC-PBB | 4.26 |
| | | 450 | Ball | | | Balloon Cushion Rubber Grey | STO62-***-BARG-BB | 6.53 | RT062-***-BARG-BB | 5.17 |
| | | 450 | Roller | | | ProTech™ Crown | STO62-***-PRO-RB | 5.68 | RT062-***-PRO-RB | 4.32 |
| | | 500 | Roller | | | Moldon Alum. Rubber | STO62-***-MAR-RB | 6.36 | RT062-***-MAR-RB | 5.00 |
| | | 500 | Roller | | | Moldon Rubber | STO62-***-MR-RB | 8.04 | RT062-***-MR-RB | 6.68 |
| | | 500 | Roller | | | ProTech™ Flat | STO62-***-PROF-RB | 5.68 | RT062-***-PROF-RB | 4.32 |
| | | 700 | Roller | | | Polyolefin | STO62-***-POX-RB | 5.05 | RT062-***-POX-RB | 3.69 |
| | | 900 | Roller | | | High Temp. Phenolic (475°) | STO62-***-HTPH-RB | 6.74 | RT062-***-HTPH-RB | 5.38 |
| | | 900 | Roller | | | Moldon Poly. Urethane | STO62-***-MPU-RB | 6.14 | RT062-***-MPU-RB | 4.78 |
| | | 900 | Roller | | | Moldon Urethane Crown | STO62-***-URC-RB | 7.91 | RT062-***-URC-RB | 6.55 |
| | | 950 | Roller | | | Envirothane™ | STO62-***-U-RB | 6.32 | RT062-***-U-RB | 4.96 |
| | | 950 | Precision | | | Envirothane™ Grey - PB | STO62-***-UG-PB | 6.09 | RT062-***-UG-PB | 4.73 |
| | | 950 | Roller | | | Envirothane™ Grey - RB | STO62-***-UG-RB | 6.32 | RT062-***-UG-RB | 4.96 |
| | | 950 | Precision | | | Envirothane™ Grey Crowned - PB | STO62-***-UGC-PB | 6.04 | RT062-***-UGC-PB | 4.68 |
| | | 1,000 | Precision | | | Freedom™ | STO62-***-FDM-PB | 6.61 | RT062-***-FDM-PB | 5.26 |
| | | 1,100 | Roller | | | Lava™ | STO62-***-LV-RB | 5.45 | RT062-***-LV-RB | 4.09 |
| | | 1,150 | Roller | | | ALThane™ | STO62-***-ALT-RB | 5.79 | RT062-***-ALT-RB | 4.43 |
| | | 1,150 | Roller | | | ALThane™-WOW | STO62-***-ALTWOW-RB | 5.79 | RT062-***-ALTWOW-RB | 4.43 |
| | | 1,200 | Roller | | | Ductile Iron Crowned | STO62-***-DIC-RB | 9.48 | RT062-***-DIC-RB | 8.12 |
| | | 1,200 | Roller | | | Lava™-WOW | STO62-***-LVW-RB | 5.98 | RT062-***-LVW-RB | 3.86 |
| | | 1,200 | Roller | | | Moldon Alum. Urethane | STO62-***-MAU-RB | 6.32 | RT062-***-MAU-RB | 4.96 |
| | | 1,200 | Roller | | | Nyrol™ | STO62-***-NYN-RB | 5.95 | RT062-***-NYN-RB | 4.59 |
| | | 1,200 | Roller | | | Phenolic | STO62-***-PH-RB | 6.64 | RT062-***-PH-RB | 5.28 |
| | | 1,200 | Roller | | | RollX™ | STO62-***-RX-RB | 5.40 | RT062-***-RX-RB | 4.04 |
| 1,200 | Precision | RollX™-WOW-PB | STO62-***-RXW-PB | 6.27 | RT062-***-RXW-PB | 4.15 | | | | |
| 1,200 | Roller | RollX™-WOW | STO62-***-RXW-RB | 5.98 | RT062-***-RXW-RB | 3.86 | | | | |
| 1,200 | Roller | Solid Steel | STO62-***-SS-RB | 9.02 | RT062-***-SS-RB | 7.66 | | | | |
| 1,200 | Roller | Moldon Urethane | STO62-***-UR-RB | 8.50 | RT062-***-UR-RB | 7.14 | | | | |
| 1,200 | Roller | V Groove | STO62-***-VG-RB | 10.14 | RT062-***-VG-RB | 8.78 | | | | |
| 8" | 2" | 550 | Ball | 6 1/2" | 9 1/2" | Balloon Cushion Rubber Grey | STO82-***-BARG-BB | 8.38 | RT082-***-BARG-BB | 6.93 |
| | | 600 | Roller | | | Moldon Alum. Rubber | STO82-***-MAR-RB | 7.53 | RT082-***-MAR-RB | 6.08 |
| | | 600 | Roller | | | Moldon Rubber | STO82-***-MR-RB | 10.15 | RT082-***-MR-RB | 8.70 |
| | | 600 | Roller | | | ProTech™ Crown | STO82-***-PRO-RB | 6.84 | RT082-***-PRO-RB | 5.39 |
| | | 650 | Roller | | | ProTech™ Flat | STO82-***-PROF-RB | 6.80 | RT082-***-PROF-RB | 5.35 |
| | | 900 | Roller | | | Polyolefin | STO82-***-POX-RB | 5.81 | RT082-***-POX-RB | 4.36 |
| | | 1,000 | Roller | | | Moldon Poly. Urethane | STO82-***-MPU-RB | 7.00 | RT082-***-MPU-RB | 5.55 |
| | | 1,000 | Roller | | | Moldon Urethane Crown | STO82-***-URC-RB | 10.43 | RT082-***-URC-RB | 8.98 |
| | | 1,100 | Roller | | | High Temp Phenolic (475°) | STO82-***-HTPH-RB | 8.36 | RT082-***-HTPH-RB | 6.91 |
| | | 1,100 | Roller | | | Envirothane™ | STO82-***-U-RB | 7.61 | RT082-***-U-RB | 6.16 |
| | | 1,100 | Precision | | | Envirothane™ Grey - PB | STO82-***-UG-PB | 7.48 | RT082-***-UG-PB | 6.03 |
| | | 1,100 | Roller | | | Envirothane™ Grey - RB | STO82-***-UG-RB | 7.61 | RT082-***-UG-RB | 6.16 |
| | | 1,100 | Precision | | | Envirothane™ Grey Crowned - PB | STO82-***-UGC-PB | 7.54 | RT082-***-UGC-PB | 6.09 |
| | | 1,200 | Roller | | | ALThane™ | STO82-***-ALT-RB | 6.67 | RT082-***-ALT-RB | 5.22 |
| | | 1,200 | Precision | | | Freedom™ | STO82-***-FDM-PB | 8.51 | RT082-***-FDM-PB | 7.07 |
| | | 1,200 | Roller | | | Lava™ | STO82-***-LV-RB | 6.55 | RT082-***-LV-RB | 5.10 |
| | | 1,200 | Roller | | | Lava™-WOW | STO82-***-LVW-RB | 6.91 | RT082-***-LVW-RB | 5.47 |
| | | 1,200 | Roller | | | Moldon Alum. Urethane | STO82-***-MAU-RB | 7.71 | RT082-***-MAU-RB | 6.26 |
| | | 1,200 | Roller | | | Nyrol™ | STO82-***-NYN-RB | 7.12 | RT082-***-NYN-RB | 5.67 |
| | | 1,200 | Roller | | | Phenolic | STO82-***-PH-RB | 8.27 | RT082-***-PH-RB | 6.82 |
| | | 1,200 | Roller | | | RollX™ | STO82-***-RX-RB | 6.50 | RT082-***-RX-RB | 5.05 |
| | | 1,200 | Roller | | | RollX™-WOW | STO82-***-RXW-RB | 6.91 | RT082-***-RXW-RB | 5.47 |
| | | 1,200 | Roller | | | Solid Steel | STO82-***-SS-RB | 11.71 | RT082-***-SS-RB | 10.26 |
| | | 1,200 | Roller | | | Semi Steel | STO82-***-ST-RB | 11.71 | RT082-***-ST-RB | 10.26 |
| 1,200 | Roller | Moldon Urethane | STO82-***-UR-RB | 10.87 | RT082-***-UR-RB | 9.42 | | | | |
| 1,200 | Roller | V Groove | STO82-***-VG-RB | 13.67 | RT082-***-VG-RB | 12.22 | | | | |

* Caster weight based on Standard Plate

TORNADO


SERIES

casterdepot.com

STEMS

STANDARD THREADED LENGTH: 4"
 STANDARD ROUND LENGTH: 4"
 STANDARD METRIC LENGTH: 4"

CUSTOM DIAMETERS: any
 STANDARD LENGTHS: any



Threaded Stem



Round Stem



Metric Stem



THREADED STEMS

| *** | DIAMETER | LENGTH | TYPE |
|----------|----------|--------|------|
| 1/2-13X4 | 1/2" | 4" | NC |
| 5/8-11X4 | 5/8" | 4" | NC |
| 3/4-10X4 | 3/4" | 4" | NC |
| 7/8-9X4 | 7/8" | 4" | NC |
| 1-8X4 | 1" | 4" | NC |

ROUND STEMS

| *** | DIAMETER | LENGTH | TYPE |
|-----------|----------|--------|-------|
| 500 X 4 | 1/2" | 4" | Plain |
| 625 X 4 | 5/8" | 4" | Plain |
| 750 X 4 | 3/4" | 4" | Plain |
| 875 X 4 | 7/8" | 4" | Plain |
| 1.000 X 4 | 1" | 4" | Plain |

METRIC STEMS

| *** | DIAMETER | THREAD SIZE | LENGTH |
|------------|----------|-------------|--------|
| M12-1.75X4 | 12mm | 1.75 | 4" |
| M14-2X4 | 14mm | 2.0 | 4" |
| M16-2X4 | 16mm | 2.0 | 4" |
| M18-2.5X4 | 18mm | 2.5 | 4" |
| M20-2.5X4 | 20mm | 2.5 | 4" |
| M22-2.5X4 | 22mm | 2.5 | 4" |
| M24-3X4 | 24mm | 3.0 | 4" |
| M27-3X4 | 27mm | 3.0 | 4" |



TWISTER SERIES

KINGPINFREE™

1,800 LBS


casterdepot.com



FEATURES

KINGPIN: Kingpinfree
RACEWAY: 3 3/8" head diameter; 2 3/8" diameter kingpin raceway, 3/8" ball bearings
BUSHING: Roller bearings with drilled hardened steel spanner bushing and steel side washers

AXLE&NUT: 1/2" zerk axle and lock nut (except with PB)
FINISH: Corrosion resistant bright zinc
LUBRICATION: Grease nipple in race
HARDENED: Raceway
LEGS: 2 1/2" x 1/4" double welded
LEG SPACING: 2 1/2"



EXCELLENT FOR:

- Abusive Conditions
- Tow lines
- Industrial platform trucks
- Most hardworking industrial functions
- Economical handling of heavy loads where severe abuse is present



OPTIONS:

- SLB Side Locking Brake
- TSB Thumb Screw Brake
- UWB Universal Wheel Brake
- 4PSL 4 Position Swivel Lock without wings (welded)
- 4PSLN 4 position Swivel Lock with wings (dismountable - only available with A38H plate)
- BB Ball Bearing
- BR Bronze Bearing
- DB Delrin Bearing
- NB Nylon Roller Bearing
- PB Precision Ball Bearing
- RBC Caged Roller Bearing
- C Raceway Seal
- OH Special Overall Height
- SSW Steel Side Washer
- SWH Heat-treated Side Washer
- TG Thread Guards

FINISHES:

Inquiries on other finishes welcome

SPECIAL:

Dual or Triple leg configuration available



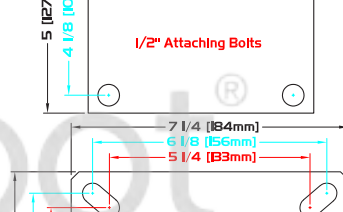
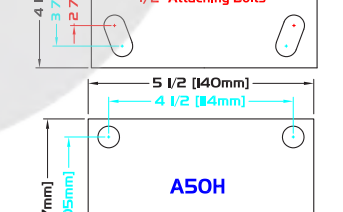
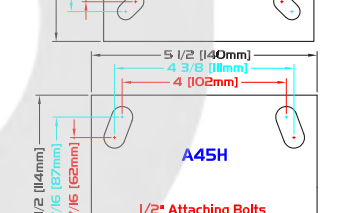
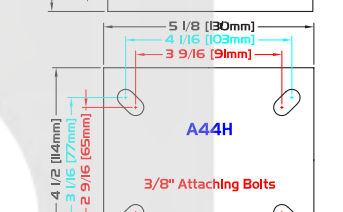
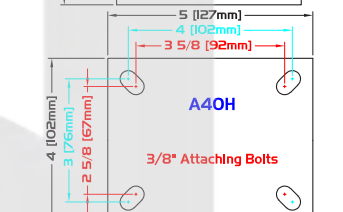
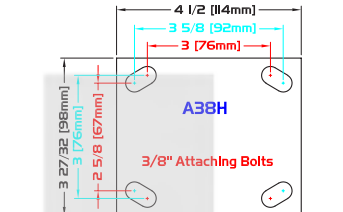
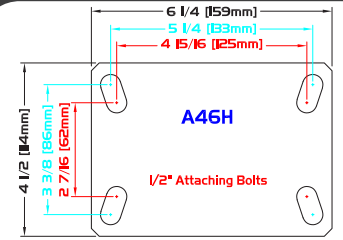
| WHEEL | | CASTER | | | | PART NUMBER | | | | |
|----------|-------------|----------------------|------------------|---------------|------------------|----------------------------|-------------------|---------------------|-------------------|---------------------|
| Diameter | Tread Width | Capacity Lbs. | Bearing Type | Swivel Radius | Overall Height | Wheel Type | Swivel | Caster Weight (lbs) | Rigid | Caster Weight (lbs) |
| 4" | 2" | 300 | Roller | 2 7/8" | 5 5/8" | Moldon Rubber | STW42-***-MR-RB | 7.90 | RTW42-***-MR-RB | 6.85 |
| | | 300 | Roller | | | ProTech™ Crown | STW42-***-PRO-RB | 5.90 | RTW42-***-PRO-RB | 4.85 |
| | | 400 | Roller | | | Moldon Alum. Rubber | STW42-***-MAR-RB | 6.40 | RTW42-***-MAR-RB | 5.35 |
| | | 550 | Roller | | | Polyolefin | STW42-***-POX-RB | 5.61 | RTW42-***-POX-RB | 4.56 |
| | | 600 | Roller | | | High Temp. Phenolic (475°) | STW42-***-HTPH-RB | 6.60 | RTW42-***-HTPH-RB | 5.55 |
| | | 650 | Roller | | | Envirothane™ | STW42-***-U-RB | 6.02 | RTW42-***-U-RB | 4.97 |
| | | 650 | Precision | | | Envirothane™ Grey - PB | STW42-***-UG-PB | 6.01 | RTW42-***-UG-PB | 4.96 |
| | | 650 | Roller | | | Envirothane™ Grey - RB | STW42-***-UG-RB | 6.02 | RTW42-***-UG-RB | 4.97 |
| | | 700 | Roller | | | Moldon Poly. Urethane | STW42-***-MPU-RB | 5.98 | RTW42-***-MPU-RB | 4.93 |
| | | 700 | Roller | | | Solid Steel | STW42-***-SS-RB | 7.80 | RTW42-***-SS-RB | 6.75 |
| | | 700 | Roller | | | Moldon Urethane Crown | STW42-***-URC-RB | 7.62 | RTW42-***-URC-RB | 6.57 |
| | | 750 | Roller | | | Althane™ | STW42-***-ALT-RB | 5.82 | RTW42-***-ALT-RB | 4.77 |
| | | 750 | Precision | | | Freedom™ | STW42-***-FDM-PB | 6.22 | RTW42-***-FDM-PB | 5.18 |
| | | 800 | Roller | | | Lava™ | STW42-***-LV-RB | 5.87 | RTW42-***-LV-RB | 4.82 |
| | | 800 | Roller | | | Moldon Alum. Urethane | STW42-***-MAU-RB | 6.20 | RTW42-***-MAU-RB | 5.15 |
| | | 800 | Roller | | | Phenolic | STW42-***-PH-RB | 6.21 | RTW42-***-PH-RB | 5.16 |
| | | 800 | Roller | | | RollX™ | STW42-***-RX-RB | 5.82 | RTW42-***-RX-RB | 4.77 |
| | | 800 | Roller | | | Moldon Urethane | STW42-***-UR-RB | 7.50 | RTW42-***-UR-RB | 6.45 |
| | | 900 | Roller | | | Lava™-WOW | STW42-***-LVW-RB | 6.08 | RTW42-***-LVW-RB | 5.04 |
| | | 900 | Roller | | | Nyroll™ | STW42-***-NYN-RB | 5.98 | RTW42-***-NYN-RB | 4.93 |
| 1,000 | Roller | V Groove | STW42-***-VG-RB | 8.82 | RTW42-***-VG-RB | 7.77 | | | | |
| 1,200 | Roller | RollX™-WOW | STW42-***-RXW-RB | 6.08 | RTW42-***-RXW-RB | 5.04 | | | | |
| 5" | 2" | 350 | Ball | 3 5/8" | 6 1/2" | Alum. Rubber Grey | STW52-***-ARG-BB | 7.13 | RTW52-***-ARG-BB | 6.10 |
| | | 350 | Roller | | | Soft Rubber | STW52-***-SR-RB | 7.11 | RTW52-***-SR-RB | 6.08 |
| | | 375 | Roller | | | ProTech™ Crown | STW52-***-PRO-RB | 6.32 | RTW52-***-PRO-RB | 5.29 |
| | | 450 | Roller | | | Moldon Rubber | STW52-***-MR-RB | 8.00 | RTW52-***-MR-RB | 6.97 |
| | | 500 | Roller | | | Moldon Alum. Rubber | STW52-***-MAR-RB | 6.78 | RTW52-***-MAR-RB | 5.75 |
| | | 650 | Roller | | | Polyolefin | STW52-***-POX-RB | 5.82 | RTW52-***-POX-RB | 4.79 |
| | | 750 | Precision | | | Freedom™ | STW52-***-FDM-PB | 6.63 | RTW52-***-FDM-PB | 5.61 |
| | | 750 | Roller | | | High Temp. Phenolic (475°) | STW52-***-HTPH-RB | 6.87 | RTW52-***-HTPH-RB | 5.84 |
| | | 800 | Roller | | | Lava™ | STW52-***-LV-RB | 6.16 | RTW52-***-LV-RB | 5.13 |
| | | 800 | Roller | | | Envirothane™ | STW52-***-U-RB | 6.58 | RTW52-***-U-RB | 5.55 |
| | | 800 | Precision | | | Envirothane™ Grey - PB | STW52-***-UG-PB | 6.63 | RTW52-***-UG-PB | 5.60 |
| | | 800 | Roller | | | Envirothane™ Grey - RB | STW52-***-UG-RB | 6.58 | RTW52-***-UG-RB | 5.55 |
| | | 800 | Roller | | | Moldon Urethane Crown | STW52-***-URC-RB | 7.92 | RTW52-***-URC-RB | 6.89 |
| | | 900 | Roller | | | Moldon Alum. Urethane | STW52-***-MAU-RB | 6.68 | RTW52-***-MAU-RB | 5.65 |
| | | 900 | Roller | | | Moldon Poly. Urethane | STW52-***-MPU-RB | 6.56 | RTW52-***-MPU-RB | 5.53 |
| | | 950 | Roller | | | Althane™ | STW52-***-ALT-RB | 6.18 | RTW52-***-ALT-RB | 5.15 |
| | | 1,000 | Roller | | | Nyroll™ | STW52-***-NYN-RB | 6.42 | RTW52-***-NYN-RB | 5.39 |
| | | 1,000 | Roller | | | Phenolic | STW52-***-PH-RB | 6.78 | RTW52-***-PH-RB | 5.75 |
| | | 1,000 | Roller | | | RollX™ | STW52-***-RX-RB | 6.11 | RTW52-***-RX-RB | 5.08 |
| | | 1,000 | Roller | | | Solid Steel | STW52-***-SS-RB | 8.82 | RTW52-***-SS-RB | 7.79 |
| 1,100 | Roller | Lava™-WOW | STW52-***-LVW-RB | 6.47 | RTW52-***-LVW-RB | 5.45 | | | | |
| 1,200 | Roller | Moldon Urethane | STW52-***-UR-RB | 8.62 | RTW52-***-UR-RB | 7.59 | | | | |
| 1,400 | Roller | RollX™-WOW | STW52-***-RXW-RB | 6.47 | RTW52-***-RXW-RB | 5.45 | | | | |
| 1,400 | Roller | V Groove | STW52-***-VG-RB | 9.84 | RTW52-***-VG-RB | 8.81 | | | | |
| 1,750 | Roller | Ductile Iron Crowned | STW52-***-DIC-RB | 9.40 | RTW52-***-DIC-RB | 8.37 | | | | |

TWISTER SERIES

STANDARD PLATE: A46H

H - Plate Thickness: 1/4"

PLATE DIAGRAMS



WHEEL

CASTER

PART NUMBER

| Diameter | Tread Width | Capacity Lbs. | Bearing Type | Swivel Radius | Overall Height | Wheel Type | Swivel | Caster Weight (lbs) | Rigid | Caster Weight (lbs) |
|----------|-------------|----------------------|------------------|---------------|------------------|--------------------------------|---------------------|---------------------|---------------------|---------------------|
| 6" | 2" | 275 | Precision | 45/16" | 7 1/2" | Flat Free | STW62-***-FFC-PBB | 6.69 | RTW62-***-FFC-PBB | 5.37 |
| | | 450 | Ball | | | Balloon Cushion Rubber Grey | STW62-***-BARG-BB | 7.59 | RTW62-***-BARG-BB | 6.28 |
| | | 450 | Roller | | | ProTech™ Crown | STW62-***-PRO-RB | 6.74 | RTW62-***-PRO-RB | 5.43 |
| | | 500 | Roller | | | Moldon Alum. Rubber | STW62-***-MAR-RB | 7.42 | RTW62-***-MAR-RB | 6.11 |
| | | 500 | Roller | | | Moldon Rubber | STW62-***-MR-RB | 9.10 | RTW62-***-MR-RB | 7.79 |
| | | 500 | Roller | | | ProTech™ Flat | STW62-***-PROF-RB | 6.74 | RTW62-***-PROF-RB | 5.43 |
| | | 700 | Roller | | | Polyolefin | STW62-***-POX-RB | 6.10 | RTW62-***-POX-RB | 4.79 |
| | | 900 | Roller | | | High Temp. Phenolic (475°) | STW62-***-HTPH-RB | 7.79 | RTW62-***-HTPH-RB | 6.48 |
| | | 900 | Roller | | | Moldon Poly. Urethane | STW62-***-MPU-RB | 7.20 | RTW62-***-MPU-RB | 5.89 |
| | | 900 | Roller | | | Moldon Urethane Crown | STW62-***-URC-RB | 8.97 | RTW62-***-URC-RB | 7.66 |
| | | 950 | Roller | | | Envirothane™ | STW62-***-U-RB | 7.38 | RTW62-***-U-RB | 6.07 |
| | | 950 | Precision | | | Envirothane™ Grey - PB | STW62-***-UG-PB | 8.56 | RTW62-***-UG-PB | 7.25 |
| | | 950 | Roller | | | Envirothane™ Grey - RB | STW62-***-UG-RB | 7.38 | RTW62-***-UG-RB | 6.07 |
| | | 950 | Precision | | | Envirothane™ Grey Crowned - PB | STW62-***-UGC-PB | 7.09 | RTW62-***-UGC-PB | 5.78 |
| | | 1,000 | Precision | | | Freedom™ | STW62-***-FDM-PB | 7.67 | RTW62-***-FDM-PB | 6.37 |
| | | 1,100 | Roller | | | Lava™ | STW62-***-LV-RB | 6.50 | RTW62-***-LV-RB | 5.19 |
| | | 1,150 | Roller | | | Althane™ | STW62-***-ALT-RB | 6.85 | RTW62-***-ALT-RB | 5.54 |
| | | 1,150 | Roller | | | Althane™-WOW | STW62-***-ALTWOW-RB | 6.85 | RTW62-***-ALTWOW-RB | 5.54 |
| | | 1,200 | Roller | | | Lava™-WOW | STW62-***-LVW-RB | 10.73 | RTW62-***-LVW-RB | 8.61 |
| | | 1,200 | Roller | | | Moldon Alum. Urethane | STW62-***-MAU-RB | 7.38 | RTW62-***-MAU-RB | 6.07 |
| | | 1,200 | Roller | | | Nyroll™ | STW62-***-NYN-RB | 7.01 | RTW62-***-NYN-RB | 5.70 |
| | | 1,200 | Roller | | | Phenolic | STW62-***-PH-RB | 7.70 | RTW62-***-PH-RB | 6.39 |
| | | 1,200 | Roller | | | RollX™ | STW62-***-RX-RB | 6.45 | RTW62-***-RX-RB | 5.14 |
| | | 1,200 | Roller | | | Solid Steel | STW62-***-SS-RB | 10.08 | RTW62-***-SS-RB | 8.77 |
| | | 1,250 | Roller | | | Moldon Urethane | STW62-***-UR-RB | 9.56 | RTW62-***-UR-RB | 8.25 |
| | | 1,400 | Roller | | | V Groove | STW62-***-VG-RB | 11.20 | RTW62-***-VG-RB | 9.89 |
| | | 1,600 | Precision | | | RollX™-WOW-PB | STW62-***-RXW-PB | 11.03 | RTW62-***-RXW-PB | 8.91 |
| | | 1,600 | Roller | | | RollX™-WOW | STW62-***-RXW-RB | 10.73 | RTW62-***-RXW-RB | 8.61 |
| 1,750 | Roller | Ductile Iron Crowned | STW62-***-DIC-RB | 10.54 | RTW62-***-DIC-RB | 9.23 | | | | |
| 8" | 2" | 550 | Ball | 5 11/16" | 9 1/2" | Balloon Cushion Rubb Grey | STW82-***-BARG-BB | 9.56 | RTW82-***-BARG-BB | 8.34 |
| | | 600 | Roller | | | Moldon Alum. Rubber | STW82-***-MAR-RB | 8.71 | RTW82-***-MAR-RB | 7.49 |
| | | 600 | Roller | | | Moldon Rubber | STW82-***-MR-RB | 11.33 | RTW82-***-MR-RB | 10.11 |
| | | 600 | Roller | | | Polyolefin | STW82-***-POX-RB | 7.00 | RTW82-***-POX-RB | 5.78 |
| | | 600 | Roller | | | ProTech™ Crown | STW82-***-PRO-RB | 8.02 | RTW82-***-PRO-RB | 6.80 |
| | | 650 | Roller | | | ProTech™ Flat | STW82-***-PROF-RB | 7.98 | RTW82-***-PROF-RB | 6.76 |
| | | 1,000 | Roller | | | Moldon Poly. Urethane | STW82-***-MPU-RB | 8.17 | RTW82-***-MPU-RB | 6.95 |
| | | 1,000 | Roller | | | Moldon Urethane Crown | STW82-***-URC-RB | 11.61 | RTW82-***-URC-RB | 10.39 |
| | | 1,100 | Roller | | | High Temp. Phenolic (475°) | STW82-***-HTPH-RB | 9.54 | RTW82-***-HTPH-RB | 8.32 |
| | | 1,100 | Roller | | | Envirothane™ | STW82-***-U-RB | 8.79 | RTW82-***-U-RB | 7.57 |
| | | 1,100 | Precision | | | Envirothane™ Grey - PB | STW82-***-UG-PB | 8.66 | RTW82-***-UG-PB | 7.44 |
| | | 1,100 | Roller | | | Envirothane™ Grey - RB | STW82-***-UG-RB | 8.79 | RTW82-***-UG-RB | 7.57 |
| | | 1,100 | Precision | | | Envirothane™ Grey Crowned - PB | STW82-***-UGC-PB | 8.72 | RTW82-***-UGC-PB | 7.50 |
| | | 1,200 | Roller | | | ALThane™ | STW82-***-ALT-RB | 7.85 | RTW82-***-ALT-RB | 6.63 |
| | | 1,200 | Precision | | | Freedom™ | STW82-***-FDM-PB | 9.69 | RTW82-***-FDM-PB | 8.48 |
| | | 1,200 | Roller | | | Lava™ | STW82-***-LV-RB | 7.73 | RTW82-***-LV-RB | 6.51 |
| | | 1,300 | Roller | | | Lava™-WOW | STW82-***-LVW-RB | 8.09 | RTW82-***-LVW-RB | 6.88 |
| | | 1,400 | Roller | | | Nyroll™ | STW82-***-NYN-RB | 8.30 | RTW82-***-NYN-RB | 7.08 |
| | | 1,400 | Roller | | | Phenolic | STW82-***-PH-RB | 9.45 | RTW82-***-PH-RB | 8.23 |
| | | 1,400 | Roller | | | RollX™ | STW82-***-RX-RB | 7.68 | RTW82-***-RX-RB | 6.46 |
| | | 1,400 | Roller | | | Solid Steel | STW82-***-SS-RB | 12.98 | RTW82-***-SS-RB | 11.76 |
| | | 1,400 | Roller | | | Semi Steel | STW82-***-ST-RB | 12.98 | RTW82-***-ST-RB | 11.76 |
| | | 1,400 | Roller | | | V Groove | STW82-***-VG-RB | 14.85 | RTW82-***-VG-RB | 13.63 |
| | | 1,500 | Roller | | | Moldon Alum. Urethane | STW82-***-MAU-RB | 8.89 | RTW82-***-MAU-RB | 7.67 |
| | | 1,500 | Roller | | | Moldon Urethane | STW82-***-UR-RB | 12.05 | RTW82-***-UR-RB | 10.83 |
| | | 1,800 | Roller | | | RollX™-WOW | STW82-***-RXW-RB | 8.09 | RTW82-***-RXW-RB | 6.88 |

* Caster weight based on Standard Plate

TWISTER SERIES

casterdepot.com

STEMS

STANDARD THREADED LENGTH: 4"
STANDARD ROUND LENGTH: 4"
STANDARD METRIC LENGTH: 4"

CUSTOM DIAMETERS: any
STANDARD LENGTHS: any



THREADED STEMS


| *** | DIAMETER | LENGTH | TYPE |
|----------|----------|--------|------|
| 1/2-13X4 | 1/2" | 4" | NC |
| 5/8-11X4 | 5/8" | 4" | NC |
| 3/4-10X4 | 3/4" | 4" | NC |
| 7/8-9X4 | 7/8" | 4" | NC |
| 1-8X4 | 1" | 4" | NC |

ROUND STEMS

| *** | DIAMETER | LENGTH | TYPE |
|-----------|----------|--------|-------|
| 500 X 4 | 1/2" | 4" | Plain |
| 625 X 4 | 5/8" | 4" | Plain |
| 750 X 4 | 3/4" | 4" | Plain |
| 875 X 4 | 7/8" | 4" | Plain |
| 1.000 X 4 | 1" | 4" | Plain |

METRIC STEMS


| *** | DIAMETER | THREAD SIZE | LENGTH |
|------------|----------|-------------|--------|
| M12-1.75X4 | 12mm | 1.75 | 4" |
| M14-2X4 | 14mm | 2.0 | 4" |
| M16-2X4 | 16mm | 2.0 | 4" |
| M18-2.5X4 | 18mm | 2.5 | 4" |
| M20-2.5X4 | 20mm | 2.5 | 4" |
| M22-2.5X4 | 22mm | 2.5 | 4" |
| M24-3X4 | 24mm | 3.0 | 4" |
| M27-3X4 | 27mm | 3.0 | 4" |





TYPHOON SERIES

KINGPINFREE™
3,200 LBS
casterdepot.com



FEATURES

KINGPIN: Kingpinfree
RACEWAY: 2 3/4" and 3 1/4" diameter raceway; 1/2" diameter hardened steel ball bearings
BUSHING: Roller bearings with drilled hardened steel spanner bushing and steel side washers



AXLE&NUT: 3/4" axle and lock nut
FINISH: Corrosion resistant bright zinc
LUBRICATION: Grease nipple in race
HARDENED: Raceway
LEGS: 5/16" thick, double welded
LEG SPACING: 3" and 3 1/2"

EXCELLENT FOR:

- Abusive Conditions
- Tow lines
- Industrial platform trucks
- Most hardworking industrial functions
- Economical handling of heavy loads where severe abuse is present



WHEEL CASTER PART NUMBER

OPTIONS:

- TSB Thumb Screw Brake
- UWB Universal Wheel Brake
- 4PSL 4 Position Swivel Lock
- C Raceway Seal
- DB Delrin Bearing
- PB Precision Ball Bearing
- RB Roller Bearing
- TB Tapered Bearing
- OH Special Overall Height
- Z Zerk Axle

FINISHES:

Inquiries on other finishes welcome

| Diameter | Tread Width | Capacity Lbs. | Bearing Type | Swivel Radius | Overall Height | Wheel Type | Swivel | Caster Weight (lbs) | Rigid | Caster Weight (lbs) | |
|----------|-------------|---------------|--------------|---------------|----------------|------------------------|-------------------------|---------------------|-------------------|---------------------|-------|
| 6" | 2 1/2" | 700 | Roller | 4 1/4" | 7 1/2" | Moldon Rubber | STY625-***-MR-RB | 15.08 | RTY625-***-MR-RB | 13.18 | |
| | | 1,200 | Roller | | | Envirothane™ | STY625-***-U-RB | 11.88 | RTY625-***-U-RB | 9.98 | |
| | | 1,200 | Precision | | | Envirothane™ Grey - PB | STY625-***-UG-PB | 11.72 | RTY625-***-UG-PB | 9.82 | |
| | | 1,200 | Roller | | | Envirothane™ Grey - RB | STY625-***-UG-RB | 11.88 | RTY625-***-UG-RB | 9.98 | |
| | | 1,300 | Roller | | | ALTHane™ | STY625-***-ALT-RB | 11.08 | RTY625-***-ALT-RB | 9.18 | |
| | | 1,600 | Roller | | | Phenolic | STY625-***-PH-RB | 12.78 | RTY625-***-PH-RB | 10.88 | |
| | 6" | 3" | 1,600 | Roller | 4 1/4" | 7 1/2" | Moldon Urethane | STY625-***-UR-RB | 15.80 | RTY625-***-UR-RB | 13.90 |
| | | | 1,800 | Roller | | | Solid Steel | STY625-***-SS-RB | 19.00 | RTY625-***-SS-RB | 17.10 |
| | | | 2,000 | Roller | | | V Groove | STY625-***-VG-RB | 17.48 | RTY625-***-VG-RB | 15.58 |
| | | | 750 | Roller | | | Moldon Rubber | STY63-***-MR-RB | 17.02 | RTY63-***-MR-RB | 14.67 |
| | | | 750 | Tapered | | | Moldon Rubber - TB | STY63-***-MR-TB | 16.51 | RTY63-***-MR-TB | 14.16 |
| | | | 2,000 | Roller | | | Phenolic | STY63-***-PH-RB | 14.64 | RTY63-***-PH-RB | 12.29 |
| 6" | | 3" | 2,000 | Roller | 4 1/4" | 7 1/2" | Moldon Urethane | STY63-***-UR-RB | 18.14 | RTY63-***-UR-RB | 15.79 |
| | | | 2,000 | Tapered | | | Moldon Urethane - TB | STY63-***-UR-TB | 19.61 | RTY63-***-UR-TB | 17.26 |
| | | | 2,400 | Roller | | | HD Moldon Urethane | STY63-***-URH-RB | 19.74 | RTY63-***-URH-RB | 17.39 |
| | | | 2,400 | Tapered | | | HD Moldon Urethane - TB | STY63-***-URH-TB | 17.89 | RTY63-***-URH-TB | 15.54 |
| | | | 2,500 | Roller | | | Solid Steel | STY63-***-SS-RB | 21.94 | RTY63-***-SS-RB | 19.59 |
| | | | 2,500 | Roller | | | Solid Steel | STY63-***-SSR-RB | 22.24 | RTY63-***-SSR-RB | 19.89 |
| | 6" | 3" | 2,500 | Tapered | 4 1/4" | 7 1/2" | Solid Steel - TB | STY63-***-SSR-TB | 20.39 | RTY63-***-SSR-TB | 18.04 |
| | | | 2,500 | Roller | | | V Groove | STY63-***-VG-RB | 22.24 | RTY63-***-VG-RB | 19.89 |
| | | | 3,200 | Tapered | | | Solid Steel - TB | STY63-***-SS-TB | 18.49 | RTY63-***-SS-TB | 16.14 |
| | | | 3,200 | Tapered | | | Ductile Iron - TB | STY63-***-DI-TB | 19.64 | RTY63-***-DI-TB | 17.29 |
| | | | 3,200 | Tapered | | | V Groove - TB | STY63-***-VGFs-TB | 28.89 | RTY63-***-VGFs-TB | 26.54 |
| | | | 850 | Roller | | | Moldon Rubber | STY825-***-MR-RB | 18.56 | RTY825-***-MR-RB | 16.55 |
| 8" | | 2 1/2" | 1,400 | Roller | 5 7/8" | 9 1/2" | ALTHane™ | STY825-***-ALT-RB | 12.88 | RTY825-***-ALT-RB | 10.87 |
| | | | 1,600 | Roller | | | Envirothane™ | STY825-***-U-RB | 14.34 | RTY825-***-U-RB | 12.33 |
| | | | 1,600 | Precision | | | Envirothane™ Grey - PB | STY825-***-UG-PB | 14.04 | RTY825-***-UG-PB | 12.02 |
| | | | 1,600 | Roller | | | Envirothane™ Grey - RB | STY825-***-UG-RB | 14.16 | RTY825-***-UG-RB | 12.15 |
| | | | 1,800 | Roller | | | Solid Steel | STY825-***-SS-RB | 24.84 | RTY825-***-SS-RB | 22.83 |
| | | | 2,000 | Roller | | | Phenolic | STY825-***-PH-RB | 15.25 | RTY825-***-PH-RB | 13.24 |
| | 8" | 2 1/2" | 2,000 | Roller | 5 7/8" | 9 1/2" | Moldon Urethane | STY825-***-UR-RB | 21.20 | RTY825-***-UR-RB | 19.19 |
| | | | 2,500 | Roller | | | V Groove | STY825-***-VG-RB | 23.48 | RTY825-***-VG-RB | 21.47 |



TYPHOON

SERIES

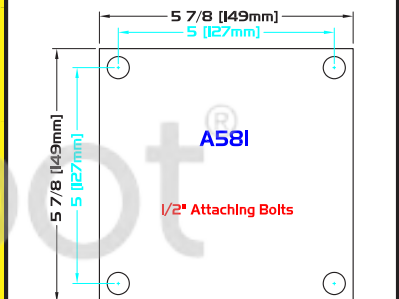
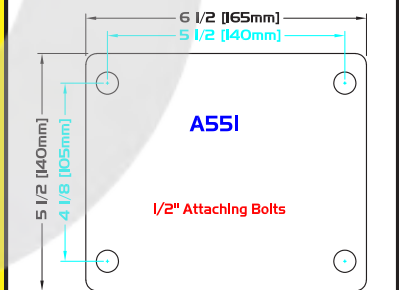
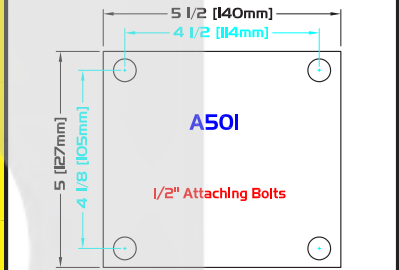
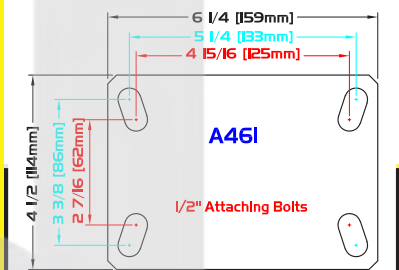
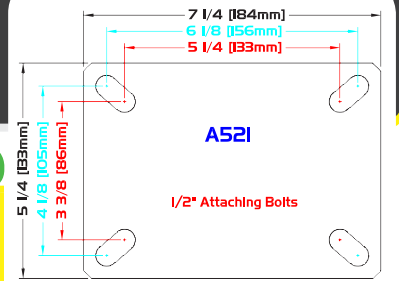
casterdepot.com

STANDARD PLATE:

A52I

l - Plate Thickness: 5/16"

PLATE DIAGRAMS



WHEEL

CASTER

PART NUMBER

| Diameter | Tread Width | Capacity Lbs. | Bearing Type | Swivel Radius | Overall Height | Wheel Type | Swivel | Caster Weight (lbs) | Rigid | Caster Weight (lbs) | | | | |
|----------|-------------|-------------------------|----------------------|------------------|--------------------|-------------------------|--------------------|---------------------|-------------------|---------------------|-------------------|-------|-------------------|-------|
| 8" | 3" | 900 | Roller | 5 7/8" | 9 1/2" | Moldon Rubber | STY83-***-MR-RB | 20.89 | RTY83-***-MR-RB | 18.42 | | | | |
| | | 900 | Tapered | | | Moldon Rubber - TB | STY83-***-MR-TB | 20.89 | RTY83-***-MR-TB | 18.43 | | | | |
| | | 2,500 | Roller | | | Phenolic | STY83-***-PH-RB | 16.64 | RTY83-***-PH-RB | 14.18 | | | | |
| | | 2,500 | Roller | | | Solid Steel | STY83-***-SS-RB | 24.74 | RTY83-***-SS-RB | 26.28 | | | | |
| | | 2,500 | Roller | | | Moldon Urethane | STY83-***-UR-RB | 23.08 | RTY83-***-UR-RB | 20.62 | | | | |
| | | 2,500 | Tapered | | | Moldon Urethane - TB | STY83-***-UR-TB | 26.59 | RTY83-***-UR-TB | 24.13 | | | | |
| | | 2,800 | Roller | | | V Groove | STY83-***-VG-RB | 28.02 | RTY83-***-VG-RB | 25.56 | | | | |
| | | 3,100 | Roller | | | Moldon Urethane | STY83-***-URR-RB | 27.74 | RTY83-***-URR-RB | 25.28 | | | | |
| | | 3,100 | Tapered | | | Moldon Urethane - TB | STY83-***-URR-TB | 25.89 | RTY83-***-URR-TB | 23.43 | | | | |
| | | 3,200 | Tapered | | | Ductile Iron - TB | STY83-***-DI-TB | 25.21 | RTY83-***-DI-TB | 22.75 | | | | |
| | | 3,200 | Tapered | | | Solid Steel - TB | STY83-***-SS-TB | 21.91 | RTY83-***-SS-TB | 19.45 | | | | |
| | | 3,200 | Roller | | | Solid Steel | STY83-***-SSR-RB | 25.74 | RTY83-***-SSR-RB | 23.28 | | | | |
| | | 3,200 | Tapered | | | Solid Steel - TB | STY83-***-SSR-TB | 33.89 | RTY83-***-SSR-TB | 31.43 | | | | |
| | | 3,200 | Roller | | | HD Moldon Urethane | STY83-***-URH-RB | 27.74 | RTY83-***-URH-RB | 25.28 | | | | |
| | | 3,200 | Tapered | | | HD Moldon Urethane - TB | STY83-***-URH-TB | 25.89 | RTY83-***-URH-TB | 23.43 | | | | |
| | | 3,200 | Tapered | | | V Groove - TB | STY83-***-VGR-TB | 33.39 | RTY83-***-VGR-TB | 30.93 | | | | |
| | | 10" | 2 1/2" | | | 950 | Roller | 7 3/8" | 11 1/2" | Moldon Rubber | STY1025-***-MR-RB | 22.63 | RTY1025-***-MR-RB | 20.89 |
| | | | | | | 2,000 | Roller | | | Solid Steel | STY1025-***-SS-RB | 26.01 | RTY1025-***-SS-RB | 24.27 |
| 2,200 | Roller | | | Moldon Urethane | STY1025-***-UR-RB | 24.49 | RTY1025-***-UR-RB | | | 22.75 | | | | |
| 2,500 | Roller | | | Phenolic | STY1025-***-PH-RB | 17.27 | RTY1025-***-PH-RB | | | 15.53 | | | | |
| 3,200 | Roller | | | Solid Steel | STY1025-***-SSR-RB | 25.97 | RTY1025-***-SSR-RB | | | 24.23 | | | | |
| 1,000 | Roller | | | Moldon Rubber | STY103-***-MR-RB | 25.25 | RTY103-***-MR-RB | | | 23.06 | | | | |
| 1,000 | Tapered | | Moldon Rubber - TB | STY103-***-MR-TB | 27.42 | RTY103-***-MR-TB | 25.23 | | | | | | | |
| 2,500 | Roller | | Solid Steel | STY103-***-SS-RB | 29.95 | RTY103-***-SS-RB | 27.76 | | | | | | | |
| 2,900 | Roller | | Phenolic | STY103-***-PH-RB | 19.83 | RTY103-***-PH-RB | 17.64 | | | | | | | |
| 3,000 | Roller | | Moldon Urethane | STY103-***-UR-RB | 27.87 | RTY103-***-UR-RB | 25.68 | | | | | | | |
| 3,000 | Tapered | | Moldon Urethane - TB | STY103-***-UR-TB | 32.84 | RTY103-***-UR-TB | 30.65 | | | | | | | |
| 3,000 | Roller | | V Groove | STY103-***-VG-RB | 33.23 | RTY103-***-VG-RB | 31.04 | | | | | | | |
| 3,200 | Tapered | Ductile Iron - TB | STY103-***-DI-TB | 36.94 | RTY103-***-DI-TB | 34.75 | | | | | | | | |
| 3,200 | Tapered | Solid Steel - TB | STY103-***-SS-TB | 27.84 | RTY103-***-SS-TB | 25.65 | | | | | | | | |
| 3,200 | Roller | Solid Steel | STY103-***-SSR-RB | 41.23 | RTY103-***-SSR-RB | 39.04 | | | | | | | | |
| 3,200 | Tapered | Solid Steel - TB | STY103-***-SSR-TB | 39.38 | RTY103-***-SSR-TB | 37.19 | | | | | | | | |
| 3,200 | Roller | Moldon Urethane | STY103-***-URR-RB | 35.23 | RTY103-***-URR-RB | 33.04 | | | | | | | | |
| 3,200 | Tapered | Moldon Urethane - TB | STY103-***-URR-TB | 33.38 | RTY103-***-URR-TB | 31.19 | | | | | | | | |
| 3,200 | Roller | HD Moldon Urethane | STY103-***-URH-RB | 35.23 | RTY103-***-URH-RB | 33.04 | | | | | | | | |
| 3,200 | Tapered | HD Moldon Urethane - TB | STY103-***-URH-TB | 33.38 | RTY103-***-URH-TB | 31.19 | | | | | | | | |
| 3,200 | Tapered | Forged V Groove - TB | STY103-***-VGF-TB | 36.38 | RTY103-***-VGF-TB | 34.19 | | | | | | | | |
| 12" | 2 1/2" | 950 | Roller | 9" | 13 1/2" | Moldon Rubber | STY1225-***-MR-RB | 26.13 | RTY1225-***-MR-RB | 24.01 | | | | |
| | | 2,000 | Roller | | | Solid Steel | STY1225-***-SS-RB | 29.71 | RTY1225-***-SS-RB | 27.59 | | | | |
| | | 2,500 | Roller | | | Moldon Urethane | STY1225-***-UR-RB | 30.09 | RTY1225-***-UR-RB | 27.97 | | | | |
| | 3,000 | Roller | Phenolic | | | STY1225-***-PH-RB | 21.65 | RTY1225-***-PH-RB | 19.53 | | | | | |
| | 1,200 | Roller | Moldon Rubber | | | STY123-***-MR-RB | 30.15 | RTY123-***-MR-RB | 27.58 | | | | | |
| | 1,200 | Tapered | Moldon Rubber - TB | | | STY123-***-MR-TB | 28.36 | RTY123-***-MR-TB | 25.79 | | | | | |
| 2,500 | Roller | Solid Steel | STY123-***-SS-RB | 35.69 | RTY123-***-SS-RB | 33.12 | | | | | | | | |
| 2,500 | Tapered | Solid Steel - TB | STY123-***-SS-TB | 35.84 | RTY123-***-SS-TB | 33.27 | | | | | | | | |
| 3,200 | Tapered | Ductile Iron - TB | STY123-***-DI-TB | 40.71 | RTY123-***-DI-TB | 38.14 | | | | | | | | |
| 3,200 | Roller | Phenolic | STY123-***-PH-RB | 23.39 | RTY123-***-PH-RB | 20.82 | | | | | | | | |
| 3,200 | Tapered | Solid Steel - TB | STY123-***-SS-TB | 38.50 | RTY123-***-SS-TB | 35.93 | | | | | | | | |
| 3,200 | Roller | Moldon Urethane | STY123-***-UR-RB | 33.43 | RTY123-***-UR-RB | 30.86 | | | | | | | | |
| 3,200 | Tapered | Moldon Urethane - TB | STY123-***-UR-TB | 41.06 | RTY123-***-UR-TB | 38.49 | | | | | | | | |
| 3,200 | Tapered | Moldon Urethane - TB | STY123-***-URR-TB | 34.34 | RTY123-***-URR-TB | 31.77 | | | | | | | | |
| 3,200 | Tapered | HD Moldon Urethane - TB | STY123-***-URH-TB | 34.34 | RTY123-***-URH-TB | 31.77 | | | | | | | | |

* Caster weight based on Standard Plate



MONSOON KINGPINFREE™ SERIES 10,000 LBS

casterdepot.com



FEATURES

KINGPIN: Kingpinfree
MATERIAL: SAE 1045 hot forged
RACEWAY: 4 1/8" diameter raceway; 5/8" diameter steel carbon balls
BUSHING: Roller bearings with drilled hardened steel spanner bushing and steel side washers

AXLE&NUT: 1" axle and lock nut
FINISH: Corrosion resistant black
HARDENED: Raceway
LEGS: Continuously welded for added strength
LEG SPACING: 3 1/2", 4 1/2"



EXCELLENT FOR:

- Abusive conditions
- Tow lines
- Heavy service equipment
- Aircraft engine stands
- Ground support equipment
- Portable dollies
- Die & Tooling fixtures



OPTIONS:

- TSB Thumb Screw Brake
- UWB Universal Wheel Brake
- 4PSL 4 Position Swivel Lock
- RB Roller Bearing
- TB Tapered Bearing

FINISHES:

- Black
- Blue



| WHEEL | | CASTER | | | | PART NUMBER | | | | | | | | |
|----------|-------------|----------------------|-------------------|-------------------------|-------------------|-------------------------|-------------------|---------------------|-------------------|----------------------|------------------|-------|------------------|-------|
| Diameter | Tread Width | Capacity Lbs. | Bearing Type | Swivel Radius | Overall Height | Wheel Type | Swivel | Caster Weight (lbs) | Rigid | Caster Weight (lbs) | | | | |
| 6" | 3" | 750 | Roller | 5 1/2" | 8 1/2" | Moldon Rubber | SMO63-***-MRR-RB | 33.31 | RMO63-***-MRR-RB | 25.77 | | | | |
| | | 750 | Tapered | | | Moldon Rubber - TB | SMO63-***-MRR-TB | 32.89 | RMO63-***-MRR-TB | 25.35 | | | | |
| | | 2,000 | Roller | | | Moldon Urethane | SMO63-***-URR-RB | 33.31 | RMO63-***-URR-RB | 25.77 | | | | |
| | | 2,000 | Tapered | | | Moldon Urethane - TB | SMO63-***-URR-TB | 32.89 | RMO63-***-URR-TB | 25.35 | | | | |
| | | 2,400 | Roller | | | HD Moldon Urethane | SMO63-***-URH-RB | 33.31 | RMO63-***-URH-RB | 25.77 | | | | |
| | | 2,400 | Tapered | | | HD Moldon Urethane - TB | SMO63-***-URH-TB | 32.90 | RMO63-***-URH-TB | 25.36 | | | | |
| | | 2,500 | Roller | | | Solid Steel | SMO63-***-SSR-RB | 35.81 | RMO63-***-SSR-RB | 28.27 | | | | |
| | | 2,500 | Tapered | | | Solid Steel - TB | SMO63-***-SSR-TB | 35.39 | RMO63-***-SSR-TB | 27.85 | | | | |
| | | 6,000 | Roller | | | Forged Steel | SMO63-***-FSR-RB | 43.81 | RMO63-***-FSR-RB | 36.27 | | | | |
| | | 6,000 | Roller | | | Forged V Groove | SMO63-***-VGFs-RB | 43.81 | RMO63-***-VGFs-RB | 36.27 | | | | |
| | | 10,000 | Tapered | | | Forged Steel - TB | SMO63-***-FSR-TB | 43.40 | RMO63-***-FSR-TB | 35.86 | | | | |
| | | 10,000 | Tapered | | | Forged V Groove - TB | SMO63-***-VGFs-TB | 43.39 | RMO63-***-VGFs-TB | 35.85 | | | | |
| | | 6" | 4" | | | 3,000 | Roller | 5 1/2" | 8 1/2" | Moldon Urethane | SMO64-***-URR-RB | 41.20 | RMO64-***-URR-RB | 33.66 |
| | | | | | | 3,000 | Tapered | | | Moldon Urethane - TB | SMO64-***-URR-TB | 40.64 | RMO64-***-URR-TB | 33.10 |
| 3,600 | Roller | | | HD Moldon Urethane | SMO64-***-URH-RB | 41.20 | RMO64-***-URH-RB | | | 33.66 | | | | |
| 3,600 | Tapered | | | HD Moldon Urethane - TB | SMO64-***-URH-TB | 40.64 | RMO64-***-URH-TB | | | 33.10 | | | | |
| 8" | 3" | | | 900 | Roller | 6 1/2" | 10 1/2" | | | Moldon Rubber | SMO83-***-MRR-RB | 37.17 | RMO83-***-MRR-RB | 29.77 |
| | | | | 900 | Tapered | | | | | Moldon Rubber - TB | SMO83-***-MRR-TB | 36.75 | RMO83-***-MRR-TB | 29.35 |
| | | 3,100 | Roller | Moldon Urethane | SMO83-***-URR-RB | | | 41.67 | RMO83-***-URR-RB | 34.27 | | | | |
| | | 3,100 | Tapered | Moldon Urethane - TB | SMO83-***-URR-TB | | | 41.25 | RMO83-***-URR-TB | 33.85 | | | | |
| | | 3,500 | Roller | Solid Steel | SMO83-***-SSR-RB | | | 39.67 | RMO83-***-SSR-RB | 32.27 | | | | |
| | | 3,700 | Roller | HD Moldon Urethane | SMO83-***-URH-RB | | | 41.67 | RMO83-***-URH-RB | 34.27 | | | | |
| | | 3,700 | Tapered | HD Moldon Urethane - TB | SMO83-***-URH-TB | | | 41.25 | RMO83-***-URH-TB | 33.85 | | | | |
| | | 4,500 | Roller | Forged Steel | SMO83-***-FSR-RB | | | 43.17 | RMO83-***-FSR-RB | 35.77 | | | | |
| | | 4,500 | Tapered | Solid Steel - TB | SMO83-***-SSR-TB | | | 49.25 | RMO83-***-SSR-TB | 41.85 | | | | |
| | | 4,500 | Roller | V Groove | SMO83-***-VGR-RB | | | 48.67 | RMO83-***-VGR-RB | 41.27 | | | | |
| | | 4,500 | Tapered | V Groove - TB | SMO83-***-VGR-TB | | | 48.25 | RMO83-***-VGR-TB | 40.85 | | | | |
| | | 5,000 | Roller | Forged V Groove | SMO83-***-VGFs-RB | | | 48.67 | RMO83-***-VGFs-RB | 41.27 | | | | |
| 5,000 | Tapered | Forged V Groove - TB | SMO83-***-VGFs-TB | 48.25 | RMO83-***-VGFs-TB | 40.85 | | | | | | | | |
| 5,500 | Tapered | Forged Steel - TB | SMO83-***-FSR-TB | 42.75 | RMO83-***-FSR-TB | 35.35 | | | | | | | | |
| 8" | 4" | 3,800 | Roller | 6 1/2" | 10 1/2" | Moldon Urethane | SMO84-***-URR-RB | 45.06 | RMO84-***-URR-RB | 37.66 | | | | |
| | | 3,800 | Tapered | | | Moldon Urethane - TB | SMO84-***-URR-TB | 44.50 | RMO84-***-URR-TB | 37.10 | | | | |
| | | 4,500 | Roller | | | HD Moldon Urethane | SMO84-***-URH-RB | 45.06 | RMO84-***-URH-RB | 37.66 | | | | |
| | | 4,500 | Tapered | | | HD Moldon Urethane - TB | SMO84-***-URH-TB | 44.50 | RMO84-***-URH-TB | 37.10 | | | | |
| | | 5,000 | Roller | | | Solid Steel | SMO84-***-SSR-RB | 53.06 | RMO84-***-SSR-RB | 45.66 | | | | |
| | | 5,000 | Tapered | | | Solid Steel - TB | SMO84-***-SSR-TB | 52.50 | RMO84-***-SSR-TB | 45.10 | | | | |
| | | 8,400 | Roller | | | Forged Steel | SMO84-***-FSR-RB | 62.06 | RMO84-***-FSR-RB | 54.66 | | | | |
| | | 8,400 | Roller | | | Forged V Groove | SMO84-***-VGFs-RB | 49.06 | RMO84-***-VGFs-RB | 41.66 | | | | |
| | | 8,400 | Tapered | | | Forged V Groove - TB | SMO84-***-VGFs-TB | 48.50 | RMO84-***-VGFs-TB | 41.10 | | | | |
| | | 10,000 | Tapered | | | Forged Steel - TB | SMO84-***-FSR-TB | 61.50 | RMO84-***-FSR-TB | 54.10 | | | | |

MONSOON

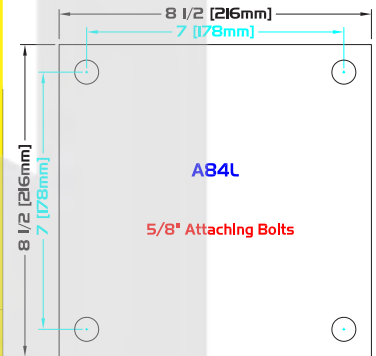
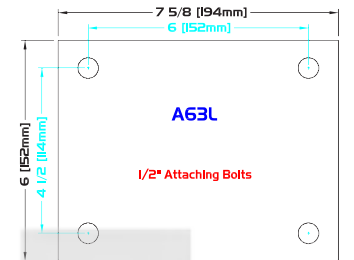
SERIES

casterdepot.com

PLATE DIAGRAMS

STANDARD PLATE: A63L

L - Plate Thickness: 1/2"



| WHEEL | | CASTER | | PART NUMBER | | | | | | | | | |
|----------|-------------|----------------------|-------------------------|---------------------|--------------------|-------------------------|--------------------|---------------------|--------------------|---------------------|--|--|--|
| Diameter | Tread Width | Capacity Lbs. | Bearing Type | Swivel Radius | Overall Height | Wheel Type | Swivel | Caster Weight (lbs) | Rigid | Caster Weight (lbs) | | | |
| 10" | 3" | 1,000 | Roller | 7 1/2" | 12 1/2" | Moldon Rubber | SMO103-***-MRR-RB | 41.45 | RM0103-***-MRR-RB | 34.27 | | | |
| | | 1,000 | Tapered | | | Moldon Rubber - TB | SMO103-***-MRR-TB | 41.03 | RM0103-***-MRR-TB | 33.85 | | | |
| | | 3,500 | Roller | | | Solid Steel | SMO103-***-SSR-RB | 55.45 | RM0103-***-SSR-RB | 48.27 | | | |
| | | 3,500 | Tapered | | | Solid Steel - TB | SMO103-***-SSR-TB | 55.03 | RM0103-***-SSR-TB | 47.85 | | | |
| | | 3,700 | Roller | | | Moldon Urethane | SMO103-***-URR-RB | 49.45 | RM0103-***-URR-RB | 42.27 | | | |
| | | 3,700 | Tapered | | | Moldon Urethane - TB | SMO103-***-URR-TB | 49.03 | RM0103-***-URR-TB | 41.85 | | | |
| | | 4,400 | Roller | | | HD Moldon Urethane | SMO103-***-URH-RB | 49.45 | RM0103-***-URH-RB | 42.27 | | | |
| | | 4,400 | Tapered | | | HD Moldon Urethane - TB | SMO103-***-URH-TB | 49.03 | RM0103-***-URH-TB | 41.85 | | | |
| | | 5,000 | Roller | | | Forged Steel | SMO103-***-FSR-RB | 53.45 | RM0103-***-FSR-RB | 46.27 | | | |
| | | 5,000 | Roller | | | Forged V Groove | SMO103-***-VGFS-RB | 52.45 | RM0103-***-VGFS-RB | 45.27 | | | |
| | 5,000 | Tapered | Forged V Groove - TB | SMO103-***-VGFS-TB | 52.03 | RM0103-***-VGFS-TB | 44.85 | | | | | | |
| | 6,000 | Roller | HD Forged Steel | SMO103-***-FSH-RB | 53.45 | RM0103-***-FSH-RB | 46.27 | | | | | | |
| | 6,000 | Tapered | Forged Steel - TB | SMO103-***-FSR-TB | 53.03 | RM0103-***-FSR-TB | 45.85 | | | | | | |
| | 6,000 | Roller | HD Forged V Groove | SMO103-***-VGFSH-RB | 52.45 | RM0103-***-VGFSH-RB | 45.27 | | | | | | |
| | 6,000 | Tapered | HD Forged V Groove - TB | SMO103-***-VGFSH-TB | 52.03 | RM0103-***-VGFSH-TB | 44.85 | | | | | | |
| | 6,500 | Tapered | HD Forged Steel - TB | SMO103-***-FSH-TB | 53.03 | RM0103-***-FSH-TB | 45.85 | | | | | | |
| | 4" | 1,500 | Roller | 7 1/2" | 12 1/2" | Moldon Rubber | SMO104-***-MRR-RB | 58.84 | RM0104-***-MRR-RB | 51.66 | | | |
| | | 1,500 | Tapered | | | Moldon Rubber - TB | SMO104-***-MRR-TB | 58.28 | RM0104-***-MRR-TB | 51.10 | | | |
| | | 5,000 | Roller | | | Moldon Urethane | SMO104-***-URR-RB | 58.84 | RM0104-***-URR-RB | 51.66 | | | |
| | | 5,000 | Tapered | | | Moldon Urethane - TB | SMO104-***-URR-TB | 58.28 | RM0104-***-URR-TB | 51.10 | | | |
| 6,000 | | Roller | Solid Steel | | | SMO104-***-SSR-RB | 57.84 | RM0104-***-SSR-RB | 50.66 | | | | |
| 6,000 | | Tapered | Solid Steel - TB | | | SMO104-***-SSR-TB | 57.28 | RM0104-***-SSR-TB | 50.10 | | | | |
| 6,000 | | Roller | HD Moldon Urethane | | | SMO104-***-URH-RB | 58.84 | RM0104-***-URH-RB | 51.66 | | | | |
| 6,000 | | Tapered | HD Moldon Urethane - TB | | | SMO104-***-URH-TB | 58.28 | RM0104-***-URH-TB | 51.10 | | | | |
| 8,400 | | Roller | Forged Steel | | | SMO104-***-FSR-RB | 73.84 | RM0104-***-FSR-RB | 66.66 | | | | |
| 8,400 | | Roller | Forged V Groove | | | SMO104-***-VGFS-RB | 73.84 | RM0104-***-VGFS-RB | 66.66 | | | | |
| 10,000 | Tapered | Forged Steel - TB | SMO104-***-FSR-TB | 73.28 | RM0104-***-FSR-TB | 66.10 | | | | | | | |
| 10,000 | Tapered | Forged V Groove - TB | SMO104-***-VGFS-TB | 73.28 | RM0104-***-VGFS-TB | 66.10 | | | | | | | |
| 12" | 3" | 1,200 | Roller | 8 1/2" | 15 1/2" | Moldon Rubber | SMO123-***-MRR-RB | 47.97 | RM0123-***-MRR-RB | 41.27 | | | |
| | | 1,200 | Tapered | | | Moldon Rubber - TB | SMO123-***-MRR-TB | 47.55 | RM0123-***-MRR-TB | 40.85 | | | |
| | | 2,500 | Roller | | | Solid Steel | SMO123-***-SSR-RB | 52.97 | RM0123-***-SSR-RB | 46.27 | | | |
| | | 2,500 | Tapered | | | Solid Steel - TB | SMO123-***-SSR-TB | 52.55 | RM0123-***-SSR-TB | 45.85 | | | |
| | | 3,800 | Roller | | | Moldon Urethane | SMO123-***-URR-RB | 50.97 | RM0123-***-URR-RB | 44.27 | | | |
| | | 3,800 | Tapered | | | Moldon Urethane - TB | SMO123-***-URR-TB | 50.55 | RM0123-***-URR-TB | 43.85 | | | |
| | 4,600 | Roller | HD Moldon Urethane | SMO123-***-URH-RB | 50.97 | RM0123-***-URH-RB | 44.27 | | | | | | |
| | 4,600 | Tapered | HD Moldon Urethane - TB | SMO123-***-URH-TB | 50.55 | RM0123-***-URH-TB | 43.85 | | | | | | |
| | 4" | 1,600 | Roller | 8 1/2" | 15 1/2" | Moldon Rubber | SMO124-***-MRR-RB | 57.36 | RM0124-***-MRR-RB | 50.66 | | | |
| | | 1,600 | Tapered | | | Moldon Rubber - TB | SMO124-***-MRR-TB | 56.80 | RM0124-***-MRR-TB | 50.10 | | | |
| | | 5,500 | Roller | | | Moldon Urethane | SMO124-***-URR-RB | 57.36 | RM0124-***-URR-RB | 50.66 | | | |
| | | 5,500 | Tapered | | | Moldon Urethane - TB | SMO124-***-URR-TB | 56.80 | RM0124-***-URR-TB | 50.10 | | | |
| | | 6,600 | Roller | | | HD Moldon Urethane | SMO124-***-URH-RB | 57.36 | RM0124-***-URH-RB | 50.66 | | | |
| | | 6,600 | Tapered | | | HD Moldon Urethane - TB | SMO124-***-URH-TB | 56.80 | RM0124-***-URH-TB | 50.10 | | | |
| 7,500 | | Roller | Ductile Iron | | | SMO124-***-DIR-RB | 80.36 | RM0124-***-DIR-RB | 73.66 | | | | |
| 7,500 | | Tapered | Ductile Iron - TB | | | SMO124-***-DIR-TB | 79.80 | RM0124-***-DIR-TB | 73.10 | | | | |
| 7,500 | Roller | Forged Steel | SMO124-***-FSR-RB | 157.36 | RM0124-***-FSR-RB | 150.66 | | | | | | | |

* Caster weight based on Standard Plate



CYCLONE

SERIES

KINGPINFREE™
18,000 LBS
casterdepot.com



FEATURES

KINGPIN: Kingpinfree
MATERIAL: SAE 1045
RACEWAY: 5" diameter raceway; 3/4" diameter hardened ball bearings
BUSHING: Roller bearings with drilled hardened steel spanner bushing and steel side washers



AXLE&NUT: 1 1/4" axle and lock nut
FINISH: Yellow Chromate
HARDENED: Raceway
LEGS: Continuously welded for added strength
LEG SPACING: 4 1/2", 5 1/2"

EXCELLENT FOR:

- Abusive conditions
- Tow lines
- Heavy service equipment
- Aircraft engine stands
- Ground support equipment
- Portable dollies
- Die & Tooling fixtures



MOLDON RUBBER



MOLDON RUBBER - TB



FORGED STEEL



SOLID STEEL



MOLDON URETHANE



MOLDON URETHANE - TB



V GROOVE

OPTIONS:

- TSB Thumb Screw Brake
 UWB Universal Wheel Brake
 4PSL 4 Position Swivel Lock
 RB Roller Bearing
 TB Tapered Bearing

FINISHES:


- Black
 Blue

SPECIAL:

- Dual wheel available
 Custom top plates
 Custom overall height
 Custom swivel radius

WHEEL CASTER PART NUMBER

| Diameter | Tread Width | Capacity Lbs. | Bearing Type | Swivel Radius | Overall Height | Wheel Type | Swivel | Caster Weight (lbs) | Rigid | Caster Weight (lbs) |
|----------|-------------|---------------|-------------------------|-------------------------|--------------------|-------------------------|--------------------|---------------------|--------------------|---------------------|
| 6" | 4" | 3,000 | Roller | 5 1/4" | 9" | Moldon Urethane | SCY64-***-URR-RB | 57.24 | RCY64-***-URR-RB | 42.14 |
| | | 3,000 | Tapered | | | Moldon Urethane - TB | SCY64-***-URR-TB | 56.47 | RCY64-***-URR-TB | 41.37 |
| | | 3,600 | Roller | | | HD Moldon Urethane | SCY64-***-URH-RB | 57.24 | RCY64-***-URH-RB | 42.14 |
| | | 3,600 | Tapered | | | HD Moldon Urethane - TB | SCY64-***-URH-TB | 56.47 | RCY64-***-URH-TB | 41.37 |
| | 5" | 3,700 | Roller | 5 1/2" | 9" | Moldon Urethane | SCY65-***-URR-RB | 60.16 | RCY65-***-URR-RB | 45.06 |
| | | 3,700 | Tapered | | | Moldon Urethane - TB | SCY65-***-URR-TB | 59.47 | RCY65-***-URR-TB | 44.37 |
| 8" | 4" | 4,400 | Roller | 6 1/4" | 11" | HD Moldon Urethane | SCY65-***-URH-RB | 60.16 | RCY65-***-URH-RB | 45.06 |
| | | 4,400 | Tapered | | | HD Moldon Urethane - TB | SCY65-***-URH-TB | 59.47 | RCY65-***-URH-TB | 44.37 |
| | | 5,000 | Tapered | | | Solid Steel - TB | SCY84-***-SSR-TB | 68.47 | RCY84-***-SSR-TB | 53.49 |
| | | 8,400 | Roller | | | Forged Steel | SCY84-***-FSR-RB | 78.24 | RCY84-***-FSR-RB | 63.26 |
| | | 8,400 | Roller | | | Forged V Groove | SCY84-***-VGFS-RB | 65.24 | RCY84-***-VGFS-RB | 50.26 |
| | | 8,400 | Tapered | | | Forged V Groove - TB | SCY84-***-VGFS-TB | 64.48 | RCY84-***-VGFS-TB | 49.50 |
| 10" | 4" | 10,000 | Tapered | 7 1/2" | 13" | Forged Steel - TB | SCY84-***-FSH-TB | 77.47 | RCY84-***-FSH-TB | 62.49 |
| | | 15,000 | Tapered | | | HD Forged V Groove - TB | SCY84-***-VGFSH-TB | 64.48 | RCY84-***-VGFSH-TB | 49.50 |
| | | 18,000 | Tapered | | | HD Forged Steel - TB | SCY84-***-FSH-TB | 77.47 | RCY84-***-FSH-TB | 62.49 |
| | | 1,500 | Roller | | | Moldon Rubber | SCY104-***-MRR-RB | 75.34 | RCY104-***-MRR-RB | 60.34 |
| | | 1,500 | Tapered | | | Moldon Rubber - TB | SCY104-***-MRR-TB | 74.57 | RCY104-***-MRR-TB | 59.57 |
| | | 5,000 | Roller | | | Moldon Urethane | SCY104-***-URR-RB | 75.34 | RCY104-***-URR-RB | 60.34 |
| | 5" | 5,000 | Tapered | Moldon Urethane - TB | SCY104-***-URR-TB | 74.57 | RCY104-***-URR-TB | 59.57 | | |
| | | 6,000 | Tapered | Solid Steel - TB | SCY104-***-SSR-TB | 73.57 | RCY104-***-SSR-TB | 58.57 | | |
| | | 6,000 | Roller | HD Moldon Urethane | SCY104-***-URH-RB | 75.34 | RCY104-***-URH-RB | 60.34 | | |
| | | 6,000 | Tapered | HD Moldon Urethane - TB | SCY104-***-URH-TB | 74.57 | RCY104-***-URH-TB | 59.57 | | |
| | | 8,400 | Roller | Forged Steel | SCY104-***-FSR-RB | 90.34 | RCY104-***-FSR-RB | 75.34 | | |
| | | 8,400 | Roller | Forged V Groove | SCY104-***-VGFS-RB | 90.34 | RCY104-***-VGFS-RB | 75.34 | | |
| 7 1/2" | 10,000 | Tapered | Forged Steel - TB | SCY104-***-FSR-TB | 89.57 | RCY104-***-FSR-TB | 74.57 | | | |
| | 10,000 | Tapered | Forged V Groove - TB | SCY104-***-VGFS-TB | 89.57 | RCY104-***-VGFS-TB | 74.57 | | | |
| | 15,000 | Tapered | HD Forged V Groove - TB | SCY104-***-VGFSH-TB | 89.57 | RCY104-***-VGFSH-TB | 74.57 | | | |
| | 18,000 | Tapered | HD Forged Steel - TB | SCY104-***-FSH-TB | 89.57 | RCY104-***-FSH-TB | 74.57 | | | |
| | 6,000 | Roller | Moldon Urethane | SCY105-***-URR-RB | 87.26 | RCY105-***-URR-RB | 72.26 | | | |
| | 6,000 | Tapered | Moldon Urethane - TB | SCY105-***-URR-TB | 86.57 | RCY105-***-URR-TB | 71.57 | | | |
| 7 1/2" | 7,200 | Roller | HD Moldon Urethane | SCY105-***-URH-RB | 87.26 | RCY105-***-URH-RB | 72.26 | | | |
| | 7,200 | Tapered | HD Moldon Urethane - TB | SCY105-***-URH-TB | 86.57 | RCY105-***-URH-TB | 71.57 | | | |



CYCLONE

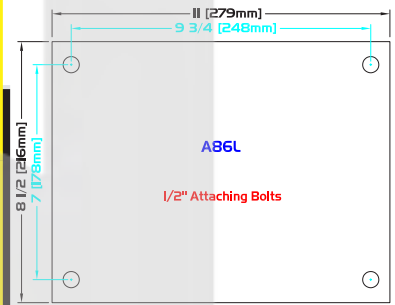
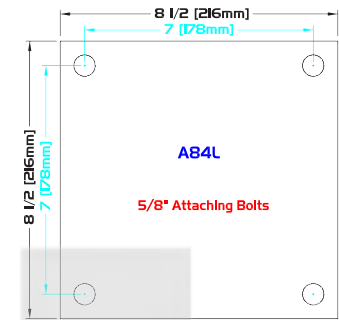
SERIES

casterdepot.com

PLATE DIAGRAMS

STANDARD PLATE: A84L

L - Plate Thickness: 1/2"



| WHEEL | | CASTER | | | | PART NUMBER | | | | | | | |
|----------|-------------|---------------|-------------------|-------------------------|-------------------|-------------------------|--------------------|---------------------|--------------------|---------------------|--------|-------------------|--------|
| Diameter | Tread Width | Capacity Lbs. | Bearing Type | Swivel Radius | Overall Height | Wheel Type | Swivel | Caster Weight (lbs) | Rigid | Caster Weight (lbs) | | | |
| 12" | 4" | 1,600 | Roller | 8 1/2" | 15 1/2" | Moldon Rubber | SCY124-***-MRR-RB | 73.84 | RCY124-***-MRR-RB | 59.04 | | | |
| | | 1,600 | Tapered | | | Moldon Rubber - TB | SCY124-***-MRR-TB | 73.07 | RCY124-***-MRR-TB | 58.27 | | | |
| | | 5,500 | Roller | | | Moldon Urethane | SCY124-***-URR-RB | 73.84 | RCY124-***-URR-RB | 59.04 | | | |
| | | 5,500 | Tapered | | | Moldon Urethane - TB | SCY124-***-URR-TB | 73.07 | RCY124-***-URR-TB | 58.27 | | | |
| | | 6,600 | Roller | | | HD Moldon Urethane | SCY124-***-URH-RB | 73.84 | RCY124-***-URH-RB | 59.04 | | | |
| | | 6,600 | Tapered | | | HD Moldon Urethane - TB | SCY124-***-URH-TB | 73.07 | RCY124-***-URH-TB | 58.27 | | | |
| | | 7,500 | Roller | | | Ductile Iron | SCY124-***-DIR-RB | 96.84 | RCY124-***-DIR-RB | 82.04 | | | |
| | | 7,500 | Tapered | | | Ductile Iron - TB | SCY124-***-DIR-TB | 96.07 | RCY124-***-DIR-TB | 81.27 | | | |
| | | 7,500 | Roller | | | Forged Steel | SCY124-***-FSR-RB | 173.84 | RCY124-***-FSR-RB | 159.04 | | | |
| | | 18,000 | Tapered | | | HD Forged Steel - TB | SCY124-***-FSH-TB | 173.07 | RCY124-***-FSH-TB | 158.27 | | | |
| | 5" | 5,500 | Roller | 8 1/2" | 15 1/2" | Solid Steel | SCY125-***-SSR-RB | 95.76 | RCY125-***-SSR-RB | 80.96 | | | |
| | | 5,500 | Tapered | | | Solid Steel - TB | SCY125-***-SSR-TB | 95.07 | RCY125-***-SSR-TB | 80.27 | | | |
| | | 6,500 | Roller | | | Moldon Urethane | SCY125-***-URR-RB | 88.76 | RCY125-***-URR-RB | 73.96 | | | |
| | | 6,500 | Tapered | | | Moldon Urethane - TB | SCY125-***-URR-TB | 88.07 | RCY125-***-URR-TB | 73.27 | | | |
| | | 7,800 | Roller | | | HD Moldon Urethane | SCY125-***-URH-RB | 88.76 | RCY125-***-URH-RB | 73.96 | | | |
| | | 7,800 | Tapered | | | HD Moldon Urethane - TB | SCY125-***-URH-TB | 88.52 | RCY125-***-URH-TB | 73.72 | | | |
| | | 9,500 | Roller | | | V Groove | SCY125-***-VGR-RB | 153.76 | RCY125-***-VGR-RB | 138.96 | | | |
| | | 10,000 | Roller | | | Ductile Iron | SCY125-***-DIR-RB | 141.76 | RCY125-***-DIR-RB | 126.96 | | | |
| 12,000 | | Tapered | V Groove - TB | | | SCY125-***-VGR-TB | 153.07 | RCY125-***-VGR-TB | 138.27 | | | | |
| 15,000 | | Tapered | Ductile Iron - TB | | | SCY125-***-DIR-TB | 141.07 | RCY125-***-DIR-TB | 126.27 | | | | |
| 16" | 4" | 1,500 | Roller | 11" | 19" | Moldon Rubber | SCY164-***-MRR-RB | 85.74 | RCY164-***-MRR-RB | 70.74 | | | |
| | | 1,500 | Tapered | | | Moldon Rubber - TB | SCY164-***-MRR-TB | 84.97 | RCY164-***-MRR-TB | 69.97 | | | |
| | | 6,000 | Roller | | | Moldon Urethane | SCY164-***-URR-RB | 85.74 | RCY164-***-URR-RB | 70.74 | | | |
| | | 6,000 | Tapered | | | Moldon Urethane - TB | SCY164-***-URR-TB | 84.97 | RCY164-***-URR-TB | 69.97 | | | |
| | | 7,500 | Roller | | | Solid Steel | SCY164-***-SSR-RB | 117.74 | RCY164-***-SSR-RB | 102.74 | | | |
| | | 7,500 | Tapered | | | Solid Steel - TB | SCY164-***-SSR-TB | 116.97 | RCY164-***-SSR-TB | 101.97 | | | |
| | | 8,000 | Roller | | | HD Moldon Urethane | SCY164-***-URH-RB | 85.74 | RCY164-***-URH-RB | 70.74 | | | |
| | | 8,000 | Tapered | | | HD Moldon Urethane - TB | SCY164-***-URH-TB | 84.97 | RCY164-***-URH-TB | 69.97 | | | |
| | | 5" | 1,500 | | | Roller | 11" | 19" | Moldon Rubber | SCY165-***-MRR-RB | 117.66 | RCY165-***-MRR-RB | 102.66 |
| | | | 1,500 | | | Tapered | | | Moldon Rubber - TB | SCY165-***-MRR-TB | 116.97 | RCY165-***-MRR-TB | 101.97 |
| | 6,500 | | Roller | Solid Steel | SCY165-***-SSR-RB | 119.66 | | | RCY165-***-SSR-RB | 104.66 | | | |
| | 6,500 | | Tapered | Solid Steel - TB | SCY165-***-SSR-TB | 118.97 | | | RCY165-***-SSR-TB | 103.97 | | | |
| | 8,000 | | Roller | Moldon Urethane | SCY165-***-URR-RB | 117.66 | | | RCY165-***-URR-RB | 102.66 | | | |
| | 8,000 | | Tapered | Moldon Urethane - TB | SCY165-***-URR-TB | 116.97 | | | RCY165-***-URR-TB | 101.97 | | | |
| | 9,000 | | Roller | HD Moldon Urethane | SCY165-***-URH-RB | 117.66 | | | RCY165-***-URH-RB | 102.66 | | | |
| | 9,000 | | Tapered | HD Moldon Urethane - TB | SCY165-***-URH-TB | 116.97 | | | RCY165-***-URH-TB | 101.97 | | | |
| | 18" | 5" | 2,800 | Roller | 13" | 21" | Moldon Rubber | SCY185-***-MRR-RB | 136.96 | RCY185-***-MRR-RB | 121.86 | | |
| | | | 2,800 | Tapered | | | Moldon Rubber - TB | SCY185-***-MRR-TB | 136.27 | RCY185-***-MRR-TB | 121.17 | | |
| 7,000 | | | Roller | Solid Steel | | | SCY185-***-SSR-RB | 132.96 | RCY185-***-SSR-RB | 117.86 | | | |
| 7,000 | | | Tapered | Solid Steel - TB | | | SCY185-***-SSR-TB | 136.27 | RCY185-***-SSR-TB | 117.17 | | | |
| 8,500 | | | Roller | Moldon Urethane | | | SCY185-***-URR-RB | 136.96 | RCY185-***-URR-RB | 121.86 | | | |
| 8,500 | | | Tapered | Moldon Urethane - TB | | | SCY185-***-URR-TB | 136.27 | RCY185-***-URR-TB | 121.17 | | | |
| 9,000 | | | Roller | HD Moldon Urethane | | | SCY185-***-URH-RB | 136.96 | RCY185-***-URH-RB | 121.86 | | | |
| 9,000 | | | Tapered | HD Moldon Urethane - TB | | | SCY185-***-URH-TB | 136.27 | RCY185-***-URH-TB | 121.17 | | | |

* Caster weight based on Standard Plate



9100 SERIES

3,500 LBS

casterdepot.com



FEATURES

KINGPIN: 1" integrally forged kingpin
MATERIAL: SAE 1050 hot forged
RACEWAY: 3/8" diameter upper ball race with tapered roller thrust bearing
BUSHING: Roller bearings with drilled hardened steel spanner bushing and steel side washers

AXLE&NUT: 3/4" axle and cotteder nut
FINISH: Corrosion resistant Acrylic black or blue paint
HARDENED: Flame hardened raceway
LEGS: Continuously welded for added strength
LEG SPACING: 3 1/2"

EXCELLENT FOR:

- Abusive conditions
- Tow lines
- Industrial platform trucks
- Most hard working industrial functions
- Heavy service equipment



MOLDON RUBBER



MOLDON RUBBER - TB



PHENOLIC



FORGED STEEL



SOLID STEEL



MOLDON URETHANE



MOLDON URETHANE - TB



V GROOVE

WHEEL

CASTER

PART NUMBER

| Diameter | Tread Width | Capacity Lbs. | Bearing Type | Swivel Radius | Overall Height | Wheel Type | Swivel | Caster Weight (lbs) | Rigid | Caster Weight (lbs) | | | | |
|----------|-------------|---------------|--------------|-------------------------|---------------------|-------------------------|---------------------|---------------------|---------------------|---------------------|--------------------|--------------------|--------------------|-------|
| 6" | 3" | 750 | Roller | 5 1/2" | 9 1/2" | Moldon Rubber | S9108-A511-6MRR-RB | 22.60 | R9108-A54J-6MRR-RB | 20.20 | | | | |
| | | 750 | Tapered | | | S9108-A511-6MRR-TB | 20.75 | R9108-A54J-6MRR-TB | 18.35 | | | | | |
| | | 2,000 | Roller | | | S9108-A511-6PH-RB | 17.50 | R9108-A54J-6PH-RB | 15.10 | | | | | |
| | | 2,000 | Roller | | | S9108-A511-6URR-RB | 22.60 | R9108-A54J-6URR-RB | 20.20 | | | | | |
| | | 2,000 | Tapered | | | Moldon Urethane | S9108-A511-6URR-TB | 20.75 | R9108-A54J-6URR-TB | 18.35 | | | | |
| | | 2,400 | Roller | | | HD Moldon Urethane | S9108-A511-6URH-RB | 22.60 | R9108-A54J-6URH-RB | 20.20 | | | | |
| | | 2,400 | Tapered | | | HD Moldon Urethane - TB | S9108-A511-6URH-TB | 20.75 | R9108-A54J-6URH-TB | 18.35 | | | | |
| | | 2,500 | Roller | | | Solid Steel | S9108-A511-6SSR-RB | 25.10 | R9108-A54J-6SSR-RB | 22.70 | | | | |
| | | 2,500 | Tapered | | | Solid Steel - TB | S9108-A511-6SSR-TB | 23.25 | R9108-A54J-6SSR-TB | 20.85 | | | | |
| | | 3,500 | Tapered | | | HD Forged Steel - TB | S9108-A511-6FSH-TB | 33.75 | R9108-A54J-6FSH-TB | 31.35 | | | | |
| | | 3,500 | Tapered | | | Forged Steel - TB | S9108-A511-6FSR-TB | 31.75 | R9108-A54J-6FSR-TB | 29.35 | | | | |
| | | 3,500 | Tapered | | | Forged V Groove - TB | S9108-A511-6VGFS-TB | 31.75 | R9108-A54J-6VGFS-TB | 29.35 | | | | |
| 8" | 3" | 900 | Roller | 6 1/2" | 10 1/2" | Moldon Rubber | S9108-A511-MRR-RB | 25.60 | R9108-A54J-MRR-RB | 23.20 | | | | |
| | | 900 | Tapered | | | S9108-A511-MRR-TB | 23.75 | R9108-A54J-MRR-TB | 21.35 | | | | | |
| | | 2,500 | Roller | | | S9108-A511-PH-RB | 19.00 | R9108-A54J-PH-RB | 16.60 | | | | | |
| | | 3,100 | Roller | | | Moldon Urethane | S9108-A511-URR-RB | 30.10 | R9108-A54J-URR-RB | 27.70 | | | | |
| | | 3,100 | Tapered | | | Moldon Urethane - TB | S9108-A511-URR-TB | 28.25 | R9108-A54J-URR-TB | 25.85 | | | | |
| | | 3,500 | Roller | | | Forged Steel | S9108-A511-FSR-RB | 31.60 | R9108-A54J-FSR-RB | 29.20 | | | | |
| | | 3,500 | Tapered | | | Forged Steel - TB | S9108-A511-FSR-TB | 29.75 | R9108-A54J-FSR-TB | 27.35 | | | | |
| | | 3,500 | Roller | | | Solid Steel | S9108-A511-SSR-RB | 28.10 | R9108-A54J-SSR-RB | 25.70 | | | | |
| | | 3,500 | Tapered | | | Solid Steel - TB | S9108-A511-SSR-TB | 36.25 | R9108-A54J-SSR-TB | 33.85 | | | | |
| | | 3,500 | Roller | | | Semi Steel | S9108-A511-STR-RB | 31.10 | R9108-A54J-STR-RB | 28.70 | | | | |
| | | 3,500 | Tapered | | | Semi Steel - TB | S9108-A511-STR-TB | 31.25 | R9108-A54J-STR-TB | 28.85 | | | | |
| | | 3,500 | Roller | | | HD Moldon Urethane | S9108-A511-URH-RB | 30.10 | R9108-A54J-URH-RB | 27.70 | | | | |
| | | 3,500 | Tapered | | | HD Moldon Urethane - TB | S9108-A511-URH-TB | 28.25 | R9108-A54J-URH-TB | 25.85 | | | | |
| | | 3,500 | Roller | | | Forged V Groove | S9108-A511-VGFS-RB | 37.10 | R9108-A54J-VGFS-RB | 34.70 | | | | |
| | | 3,500 | Tapered | | | Forged V Groove - TB | S9108-A511-VGFS-TB | 35.25 | R9108-A54J-VGFS-TB | 32.85 | | | | |
| | | 3,500 | Tapered | | | V Groove - TB | S9108-A511-VGR-TB | 35.75 | R9108-A54J-VGR-TB | 33.35 | | | | |
| | | 8" | 3" | | | 900 | Roller | 6 5/8" | 11 1/2" | Moldon Rubber | S9110-A511-8MRR-RB | 26.00 | R9110-A54J-8MRR-RB | 24.00 |
| | | | | | | 900 | Tapered | | | S9110-A511-8MRR-TB | 24.15 | R9110-A54J-8MRR-TB | 22.15 | |
| 2,500 | Roller | | | S9110-A511-8PH-RB | 19.40 | R9110-A54J-8PH-RB | 17.40 | | | | | | | |
| 3,100 | Roller | | | Moldon Urethane | S9110-A511-BURR-RB | 30.50 | R9110-A54J-8URR-RB | | | 28.50 | | | | |
| 3,100 | Tapered | | | Moldon Urethane - TB | S9110-A511-BURR-TB | 28.65 | R9110-A54J-8URR-TB | | | 26.65 | | | | |
| 3,500 | Roller | | | Forged Steel | S9110-A511-8FSR-RB | 32.00 | R9110-A54J-8FSR-RB | | | 30.00 | | | | |
| 3,500 | Tapered | | | Forged Steel - TB | S9110-A511-8FSR-TB | 30.15 | R9110-A54J-8FSR-TB | | | 28.15 | | | | |
| 3,500 | Roller | | | Solid Steel | S9110-A511-8SSR-RB | 28.50 | R9110-A54J-8SSR-RB | | | 26.50 | | | | |
| 3,500 | Tapered | | | Solid Steel - TB | S9110-A511-8SSR-TB | 36.65 | R9110-A54J-8SSR-TB | | | 34.65 | | | | |
| 3,500 | Roller | | | Semi Steel | S9110-A511-8STR-RB | 31.50 | R9110-A54J-8STR-RB | | | 29.50 | | | | |
| 3,500 | Tapered | | | Semi Steel - TB | S9110-A511-8STR-TB | 31.65 | R9110-A54J-8STR-TB | | | 29.65 | | | | |
| 3,500 | Roller | | | HD Moldon Urethane | S9110-A511-8URH-RB | 30.50 | R9110-A54J-8URH-RB | | | 28.50 | | | | |
| 3,500 | Tapered | | | HD Moldon Urethane - TB | S9110-A511-8URH-TB | 28.65 | R9110-A54J-8URH-TB | | | 26.65 | | | | |
| 3,500 | Roller | | | Forged V Groove | S9110-A511-8VGFS-RB | 37.50 | R9110-A54J-8VGFS-RB | | | 35.50 | | | | |
| 3,500 | Tapered | | | Forged V Groove - TB | S9110-A511-8VGFS-TB | 35.65 | R9110-A54J-8VGFS-TB | | | 33.65 | | | | |
| 3,500 | Tapered | | | V Groove - TB | S9110-A511-8VGR-TB | 36.15 | R9110-A54J-8VGR-TB | | | 34.15 | | | | |

OPTIONS:

- TSB Thumb Screw Brake
- UWB Universal Wheel Brake
- 4PSL 4 Position Swivel Lock
- RB Roller Bearing
- TB Tapered Bearing
- Z Zerk Axle

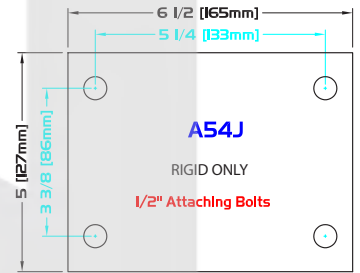
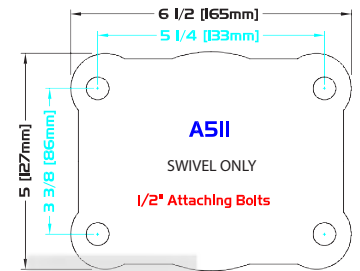
FINISHES:

Inquiries on other finishes welcome

STANDARD SWIVEL PLATE: A511
STANDARD RIGID PLATE: A54J

I - Plate Thickness: 5/16"
J - Plate Thickness: 3/8"

PLATE DIAGRAMS



| WHEEL | | CASTER | | PART NUMBER | | | | | | | | | | |
|----------|-------------|---------------|--------------|-------------------------|----------------------|-------------------------|----------------------|---------------------|--------------------|---------------------|---------------------|-------|---------------------|-------|
| Diameter | Tread Width | Capacity Lbs. | Bearing Type | Swivel Radius | Overall Height | Wheel Type | Swivel | Caster Weight (lbs) | Rigid | Caster Weight (lbs) | | | | |
| 10" | 3" | 1,000 | Roller | 7 5/8" | 12 1/2" | Moldon Rubber | S9110-A511-MRR-RB | 29.50 | R9110-A54J-MRR-RB | 27.50 | | | | |
| | | 1,000 | Tapered | | | Moldon Rubber - TB | S9110-A511-MRR-TB | 27.65 | R9110-A54J-MRR-TB | 25.65 | | | | |
| | | 2,900 | Roller | | | Phenolic | S9110-A511-PH-RB | 22.10 | R9110-A54J-PH-RB | 20.10 | | | | |
| | | 3,500 | Tapered | | | HD Forged Steel - TB | S9110-A511-FSH-TB | 40.15 | R9110-A54J-FSH-TB | 38.15 | | | | |
| | | 3,500 | Roller | | | Forged Steel | S9110-A511-FSR-RB | 41.50 | R9110-A54J-FSR-RB | 39.50 | | | | |
| | | 3,500 | Tapered | | | Forged Steel - TB | S9110-A511-FSR-TB | 39.65 | R9110-A54J-FSR-TB | 37.65 | | | | |
| | | 3,500 | Roller | | | Solid Steel | S9110-A511-SSR-RB | 43.50 | R9110-A54J-SSR-RB | 41.50 | | | | |
| | | 3,500 | Tapered | | | Solid Steel - TB | S9110-A511-SSR-TB | 41.65 | R9110-A54J-SSR-TB | 39.65 | | | | |
| | | 3,500 | Roller | | | Semi Steel | S9110-A511-STR-RB | 36.50 | R9110-A54J-STR-RB | 34.50 | | | | |
| | | 3,500 | Tapered | | | Semi Steel - TB | S9110-A511-STR-TB | 36.65 | R9110-A54J-STR-TB | 34.65 | | | | |
| | | 3,500 | Roller | | | HD Moldon Urethane | S9110-A511-URH-RB | 37.50 | R9110-A54J-URH-RB | 35.50 | | | | |
| | | 3,500 | Tapered | | | HD Moldon Urethane - TB | S9110-A511-URH-TB | 35.65 | R9110-A54J-URH-TB | 33.65 | | | | |
| | | 3,500 | Roller | | | Moldon Urethane | S9110-A511-URR-RB | 37.50 | R9110-A54J-URR-RB | 35.50 | | | | |
| | | 3,500 | Tapered | | | Moldon Urethane - TB | S9110-A511-URR-TB | 35.65 | R9110-A54J-URR-TB | 33.65 | | | | |
| | | 3,500 | Roller | | | Forged V Groove | S9110-A511-VGFS-RB | 40.50 | R9110-A54J-VGFS-RB | 38.50 | | | | |
| | | 3,500 | Tapered | | | Forged V Groove - TB | S9110-A511-VGFS-TB | 38.65 | R9110-A54J-VGFS-TB | 36.65 | | | | |
| | | 3,500 | Tapered | | | HD Forged V Groove - TB | S9110-A511-VGSH-TB | 39.15 | R9110-A54J-VGSH-TB | 37.15 | | | | |
| | | 10" | 3" | | | 1,000 | Roller | 8 1/2" | 13 1/2" | Moldon Rubber | S9112-A511-10MRR-RB | 30.20 | R9112-A54J-10MRR-RB | 28.20 |
| | | | | | | 1,000 | Tapered | | | Moldon Rubber - TB | S9112-A511-10MRR-TB | 28.35 | R9112-A54J-10MRR-TB | 26.35 |
| | | | | | | 2,900 | Roller | | | Phenolic | S9112-A511-10PH-RB | 22.80 | R9112-A54J-10PH-RB | 20.80 |
| 3,500 | Tapered | | | HD Forged Steel - TB | S9112-A511-10FSH-TB | 40.85 | R9112-A54J-10FSH-TB | | | 38.85 | | | | |
| 3,500 | Roller | | | Forged Steel | S9112-A511-10FSR-RB | 42.20 | R9112-A54J-10FSR-RB | | | 40.20 | | | | |
| 3,500 | Tapered | | | Forged Steel - TB | S9112-A511-10FSR-TB | 40.35 | R9112-A54J-10FSR-TB | | | 38.35 | | | | |
| 3,500 | Roller | | | Solid Steel | S9112-A511-10SSR-RB | 44.20 | R9112-A54J-10SSR-RB | | | 42.20 | | | | |
| 3,500 | Tapered | | | Solid Steel - TB | S9112-A511-10SSR-TB | 42.35 | R9112-A54J-10SSR-TB | | | 40.35 | | | | |
| 3,500 | Roller | | | Semi Steel | S9112-A511-10STR-RB | 37.20 | R9112-A54J-10STR-RB | | | 35.20 | | | | |
| 3,500 | Tapered | | | Semi Steel - TB | S9112-A511-10STR-TB | 37.35 | R9112-A54J-10STR-TB | | | 35.35 | | | | |
| 3,500 | Roller | | | HD Moldon Urethane | S9112-A511-10URH-RB | 38.20 | R9112-A54J-10URH-RB | | | 36.20 | | | | |
| 3,500 | Tapered | | | HD Moldon Urethane - TB | S9112-A511-10URH-TB | 36.25 | R9112-A54J-10URH-TB | | | 34.35 | | | | |
| 3,500 | Roller | | | Moldon Urethane | S9112-A511-10URR-RB | 38.20 | R9112-A54J-10URR-RB | | | 36.20 | | | | |
| 3,500 | Tapered | | | Moldon Urethane - TB | S9112-A511-10URR-TB | 36.25 | R9112-A54J-10URR-TB | | | 34.35 | | | | |
| 3,500 | Roller | | | Forged V Groove | S9112-A511-10VGFS-RB | 41.20 | R9112-A54J-10VGFS-RB | | | 39.20 | | | | |
| 3,500 | Tapered | | | Forged V Groove - TB | S9112-A511-10VGFS-TB | 39.35 | R9112-A54J-10VGFS-TB | | | 37.35 | | | | |
| 3,500 | Tapered | | | HD Forged V Groove - TB | S9112-A511-10VGSH-TB | 39.85 | R9112-A54J-10VGSH-TB | | | 37.85 | | | | |
| 12" | 3" | | | 1,200 | Roller | 9 1/2" | 14 1/2" | | | Moldon Rubber | S9112-A511-MRR-RB | 35.20 | R9112-A54J-MRR-RB | 33.20 |
| | | | | 1,200 | Tapered | | | | | Moldon Rubber - TB | S9112-A511-MRR-TB | 33.35 | R9112-A54J-MRR-TB | 31.35 |
| | | | | 2,500 | Tapered | | | | | Solid Steel - TB | S9112-A511-SSR-TB | 38.35 | R9112-A54J-SSR-TB | 36.35 |
| | | 3,500 | Roller | Phenolic | S9112-A511-PH-RB | | | 25.90 | R9112-A54J-PH-RB | 23.90 | | | | |
| | | 2,500 | Roller | Solid Steel | S9112-A511-SSR-RB | | | 40.20 | R9112-A54J-SSR-RB | 38.20 | | | | |
| | | 3,500 | Tapered | HD Moldon Urethane - TB | S9112-A511-URH-TB | | | 36.85 | R9112-A54J-URH-TB | 34.85 | | | | |
| | | 3,500 | Tapered | Moldon Urethane - TB | S9112-A511-URR-TB | | | 36.85 | R9112-A54J-URR-TB | 34.85 | | | | |

* Caster weight based on Standard Plate





9200 SERIES

5,500 LBS

casterdepot.com



FEATURES

KINGPIN: 1" integrally forged kingpin
MATERIAL: SAE 1050 hot forged
RACEWAY: 3/8" diameter upper ball race with tapered roller thrust bearing
BUSHING: Roller bearings with drilled hardened steel spanner bushing and steel side washers

AXLE&NUT: 3/4" axle and cotteder nut
FINISH: Corrosion resistant Acrylic black or blue paint
HARDENED: Flame hardened raceway
LEGS: Continuously welded for added strength
LEG SPACING: 3 1/2"

EXCELLENT FOR:

- Abusive conditions
- Tow lines
- Industrial platform trucks
- Most hard working industrial functions
- Heavy service equipment



WHEEL

CASTER

PART NUMBER

| Diameter | Tread Width | Capacity Lbs. | Bearing Type | Swivel Radius | Overall Height | Wheel Type | Swivel | Caster Weight (lbs) | Rigid | Caster Weight (lbs) | | | | |
|----------|-------------|---------------|--------------|-------------------------|---------------------|-------------------------|--------------------|---------------------|---------------------|----------------------|--------------------|-------|--------------------|-------|
| 6" | 3" | 750 | Roller | 5 1/2" | 9 1/2" | Moldon Rubber | S9208-A62L-6MRR-RB | 32.30 | R9208-A61L-6MRR-RB | 25.30 | | | | |
| | | 750 | Tapered | | | Moldon Rubber - TB | S9208-A62L-6MRR-TB | 30.45 | R9208-A61L-6MRR-TB | 23.45 | | | | |
| | | 2,000 | Roller | | | Phenolic | S9208-A62L-6PH-RB | 27.20 | R9208-A61L-6PH-RB | 20.20 | | | | |
| | | 2,000 | Roller | | | Moldon Urethane | S9208-A62L-6URR-RB | 32.30 | R9208-A61L-6URR-RB | 25.30 | | | | |
| | | 2,000 | Tapered | | | Moldon Urethane - TB | S9208-A62L-6URR-TB | 30.45 | R9208-A61L-6URR-TB | 23.45 | | | | |
| | | 2,400 | Roller | | | HD Moldon Urethane | S9208-A62L-6URH-RB | 32.30 | R9208-A61L-6URH-RB | 25.30 | | | | |
| | | 2,400 | Tapered | | | HD Moldon Urethane - TB | S9208-A62L-6URH-TB | 30.45 | R9208-A61L-6URH-TB | 23.45 | | | | |
| | | 2,500 | Roller | | | Solid Steel | S9208-A62L-6SSR-RB | 34.80 | R9208-A61L-6SSR-RB | 27.80 | | | | |
| | | 2,500 | Tapered | | | Solid Steel - TB | S9208-A62L-6SSR-TB | 32.95 | R9208-A61L-6SSR-TB | 25.95 | | | | |
| | | 5,500 | Tapered | | | HD Forged Steel - TB | S9208-A62L-6FSH-TB | 43.45 | R9208-A61L-6FSH-TB | 36.45 | | | | |
| | | 5,500 | Tapered | | | Forged Steel - TB | S9208-A62L-6FSR-TB | 41.45 | R9208-A61L-6FSR-TB | 34.45 | | | | |
| | | 5,500 | Tapered | | | Forged V Groove - TB | S9208-A62L-6VGF-TB | 41.45 | R9208-A61L-6VGF-TB | 34.45 | | | | |
| | | 8" | 3" | | | 900 | Roller | 6 1/2" | 10 1/2" | Moldon Rubber | S9208-A62L-MRR-RB | 35.30 | R9208-A61L-MRR-RB | 28.30 |
| | | | | | | 900 | Tapered | | | Moldon Rubber - TB | S9208-A62L-MRR-TB | 33.45 | R9208-A61L-MRR-TB | 26.45 |
| 2,500 | Roller | | | Phenolic | S9208-A62L-PH-RB | 28.70 | R9208-A61L-PH-RB | | | 21.70 | | | | |
| 3,100 | Roller | | | Moldon Urethane | S9208-A62L-URR-RB | 39.80 | R9208-A61L-URR-RB | | | 32.80 | | | | |
| 3,100 | Tapered | | | Moldon Urethane - TB | S9208-A62L-URR-TB | 37.95 | R9208-A61L-URR-TB | | | 30.95 | | | | |
| 3,500 | Roller | | | Solid Steel | S9208-A62L-SSR-RB | 37.80 | R9208-A61L-SSR-RB | | | 30.80 | | | | |
| 3,500 | Tapered | | | Solid Steel - TB | S9208-A62L-SSR-TB | 45.95 | R9208-A61L-SSR-TB | | | 38.95 | | | | |
| 3,700 | Roller | | | HD Moldon Urethane | S9208-A62L-URH-RB | 39.80 | R9208-A61L-URH-RB | | | 32.80 | | | | |
| 3,700 | Tapered | | | HD Moldon Urethane - TB | S9208-A62L-URH-TB | 37.95 | R9208-A61L-URH-TB | | | 30.95 | | | | |
| 4,000 | Roller | | | Semi Steel | S9208-A62L-STR-RB | 40.80 | R9208-A61L-STR-RB | | | 33.80 | | | | |
| 4,000 | Tapered | | | Semi Steel - TB | S9208-A62L-STR-TB | 40.95 | R9208-A61L-STR-TB | | | 33.95 | | | | |
| 4,500 | Roller | | | Forged Steel | S9208-A62L-FSR-RB | 41.30 | R9208-A61L-FSR-RB | | | 34.30 | | | | |
| 4,500 | Tapered | | | V Groove - TB | S9208-A62L-VGR-TB | 45.45 | R9208-A61L-VGR-TB | | | 38.45 | | | | |
| 5,000 | Roller | | | Forged V Groove | S9208-A62L-VGFS-RB | 46.80 | R9208-A61L-VGFS-RB | | | 39.80 | | | | |
| 5,000 | Tapered | | | Forged V Groove - TB | S9208-A62L-VGFS-TB | 44.95 | R9208-A61L-VGFS-TB | | | 37.95 | | | | |
| 5,500 | Tapered | | | Forged Steel - TB | S9208-A62L-FSR-TB | 39.45 | R9208-A61L-FSR-TB | | | 32.45 | | | | |
| 8" | 3" | | | 900 | Roller | 6 5/8" | 11 1/2" | | | Moldon Rubber | S9210-A62L-8MRR-RB | 35.80 | R9210-A61L-8MRR-RB | 28.50 |
| | | | | 900 | Tapered | | | | | Moldon Rubber - TB | S9210-A62L-8MRR-TB | 33.95 | R9210-A61L-8MRR-TB | 26.65 |
| | | | | 2,500 | Roller | | | | | Phenolic | S9210-A62L-8PH-RB | 29.20 | R9210-A61L-8PH-RB | 21.90 |
| | | | | 3,100 | Roller | | | | | Moldon Urethane | S9210-A62L-8URR-RB | 40.30 | R9210-A61L-8URR-RB | 33.00 |
| | | | | 3,100 | Tapered | | | | | Moldon Urethane - TB | S9210-A62L-8URR-TB | 38.45 | R9210-A61L-8URR-TB | 31.15 |
| | | 3,500 | Roller | Solid Steel | S9210-A62L-8SSR-RB | | | 38.30 | R9210-A61L-8SSR-RB | 31.00 | | | | |
| | | 3,700 | Roller | HD Moldon Urethane | S9210-A62L-8URH-RB | | | 40.30 | R9210-A61L-8URH-RB | 33.00 | | | | |
| | | 3,700 | Tapered | HD Moldon Urethane - TB | S9210-A62L-8URH-TB | | | 38.45 | R9210-A61L-8URH-TB | 31.15 | | | | |
| | | 4,000 | Roller | Semi Steel | S9210-A62L-8STR-RB | | | 41.30 | R9210-A61L-8STR-RB | 34.00 | | | | |
| | | 4,000 | Tapered | Semi Steel - TB | S9210-A62L-8STR-TB | | | 41.45 | R9210-A61L-8STR-TB | 34.15 | | | | |
| | | 4,500 | Roller | Forged Steel | S9210-A62L-8FSR-RB | | | 41.80 | R9210-A61L-8FSR-RB | 34.50 | | | | |
| | | 4,500 | Tapered | Solid Steel - TB | S9210-A62L-8SSR-TB | | | 46.45 | R9210-A61L-8SSR-TB | 39.15 | | | | |
| | | 4,500 | Tapered | V Groove - TB | S9210-A62L-8VGR-TB | | | 45.95 | R9210-A61L-8VGR-TB | 38.65 | | | | |
| | | 5,000 | Roller | Forged V Groove | S9210-A62L-8VGFS-RB | | | 47.30 | R9210-A61L-8VGFS-RB | 40.00 | | | | |
| | | 5,000 | Tapered | Forged V Groove - TB | S9210-A62L-8VGFS-TB | | | 45.45 | R9210-A61L-8VGFS-TB | 38.15 | | | | |
| | | 5,500 | Tapered | Forged Steel - TB | S9210-A62L-8FSR-TB | | | 39.95 | R9210-A61L-8FSR-TB | 32.65 | | | | |

OPTIONS:

- TSB Thumb Screw Brake
- UWB Universal Wheel Brake
- 4PSL 4 Position Swivel Lock
- RB Roller Bearing
- TB Tapered Bearing
- Z Zerk Axle

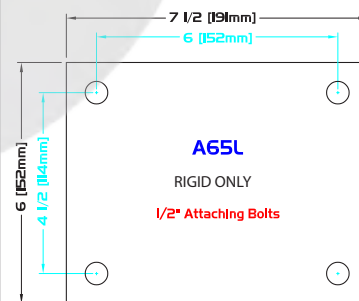
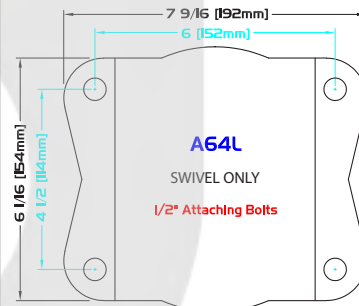
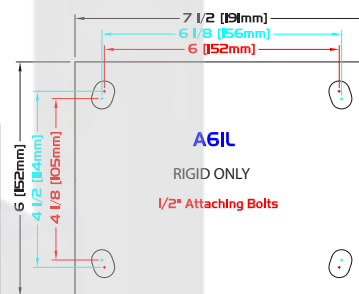
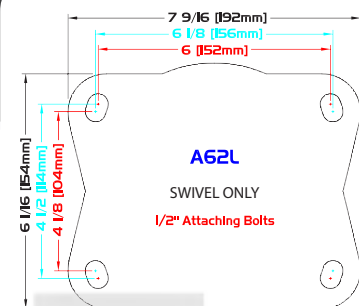
FINISHES:

Inquiries on other finishes welcome

STANDARD SWIVEL PLATE: A62L
STANDARD RIGID PLATE: A61L

L - Plate Thickness: 1/2"
L - Plate Thickness: 1/2"

PLATE DIAGRAMS



| WHEEL | | CASTER | | | | PART NUMBER | | | | | | | | |
|----------|-------------|---------------|--------------|-------------------------|-----------------------|-------------------------|-----------------------|---------------------|---------------------|---------------------|---------------------|-------|---------------------|-------|
| Diameter | Tread Width | Capacity Lbs. | Bearing Type | Swivel Radius | Overall Height | Wheel Type | Swivel | Caster Weight (lbs) | Rigid | Caster Weight (lbs) | | | | |
| 10" | 3" | 1,000 | Roller | 7 5/8" | 12 1/2" | Moldon Rubber | S9210-A62L-MRR-RB | 39.30 | R9210-A61L-MRR-RB | 32.00 | | | | |
| | | 1,000 | Tapered | | | Moldon Rubber - TB | S9210-A62L-MRR-TB | 37.45 | R9210-A61L-MRR-TB | 30.15 | | | | |
| | | 2,900 | Roller | | | Phenolic | S9210-A62L-PH-RB | 31.90 | R9210-A61L-PH-RB | 24.60 | | | | |
| | | 3,500 | Roller | | | Solid Steel | S9210-A62L-SSR-RB | 53.30 | R9210-A61L-SSR-RB | 46.00 | | | | |
| | | 3,500 | Tapered | | | Solid Steel - TB | S9210-A62L-SSR-TB | 51.45 | R9210-A61L-SSR-TB | 44.15 | | | | |
| | | 3,700 | Roller | | | Moldon Urethane | S9210-A62L-URR-RB | 47.30 | R9210-A61L-URR-RB | 40.00 | | | | |
| | | 3,700 | Tapered | | | Moldon Urethane - TB | S9210-A62L-URR-TB | 45.45 | R9210-A61L-URR-TB | 38.15 | | | | |
| | | 4,000 | Roller | | | Semi Steel | S9210-A62L-STR-RB | 46.30 | R9210-A61L-STR-RB | 39.00 | | | | |
| | | 4,000 | Tapered | | | Semi Steel - TB | S9210-A62L-STR-TB | 46.45 | R9210-A61L-STR-TB | 39.15 | | | | |
| | | 4,400 | Roller | | | HD Moldon Urethane | S9210-A62L-URH-RB | 47.30 | R9210-A61L-URH-RB | 40.00 | | | | |
| | | 4,400 | Tapered | | | HD Moldon Urethane - TB | S9210-A62L-URH-TB | 45.45 | R9210-A61L-URH-TB | 38.15 | | | | |
| | | 5,000 | Roller | | | Forged Steel | S9210-A62L-FSR-RB | 51.30 | R9210-A61L-FSR-RB | 44.00 | | | | |
| | | 5,000 | Roller | | | Forged V Groove | S9210-A62L-VGFS-RB | 50.30 | R9210-A61L-VGFS-RB | 43.00 | | | | |
| | | 5,000 | Tapered | | | Forged V Groove - TB | S9210-A62L-VGFS-TB | 48.45 | R9210-A61L-VGFS-TB | 41.15 | | | | |
| | | 5,500 | Tapered | | | HD Forged Steel - TB | S9210-A62L-FSH-TB | 49.95 | R9210-A61L-FSH-TB | 42.65 | | | | |
| | | 5,500 | Tapered | | | Forged Steel - TB | S9210-A62L-FSR-TB | 49.45 | R9210-A61L-FSR-TB | 42.15 | | | | |
| | | 5,500 | Tapered | | | HD Forged V Groove - TB | S9210-A62L-VGFSH-TB | 48.95 | R9210-A61L-VGFSH-TB | 41.65 | | | | |
| | | 10" | 3" | | | 1,000 | Roller | 8 1/2" | 13 1/2" | Moldon Rubber | S9212-A62L-10MRR-RB | 40.80 | R9212-A61L-10MRR-RB | 32.80 |
| | | | | | | 1,000 | Tapered | | | Moldon Rubber - TB | S9212-A62L-10MRR-TB | 38.95 | R9212-A61L-10MRR-TB | 30.95 |
| | | | | | | 2,900 | Roller | | | Phenolic | S9212-A62L-10PH-RB | 33.40 | R9212-A61L-10PH-RB | 25.40 |
| 3,500 | Roller | | | Solid Steel | S9212-A62L-10SSR-RB | 54.80 | R9212-A61L-10SSR-RB | | | 46.80 | | | | |
| 3,500 | Tapered | | | Solid Steel - TB | S9212-A62L-10SSR-TB | 52.95 | R9212-A61L-10SSR-TB | | | 44.95 | | | | |
| 3,700 | Roller | | | Moldon Urethane | S9212-A62L-10URR-RB | 48.80 | R9212-A61L-10URR-RB | | | 40.80 | | | | |
| 3,700 | Tapered | | | Moldon Urethane - TB | S9212-A62L-10URR-TB | 46.95 | R9212-A61L-10URR-TB | | | 38.95 | | | | |
| 4,000 | Roller | | | Semi Steel | S9212-A62L-10STR-RB | 47.80 | R9212-A61L-10STR-RB | | | 39.80 | | | | |
| 4,000 | Tapered | | | Semi Steel - TB | S9212-A62L-10STR-TB | 47.95 | R9212-A61L-10STR-TB | | | 39.95 | | | | |
| 4,400 | Roller | | | HD Moldon Urethane | S9212-A62L-10URH-RB | 48.80 | R9212-A61L-10URH-RB | | | 40.80 | | | | |
| 4,400 | Tapered | | | HD Moldon Urethane - TB | S9212-A62L-10URH-TB | 46.95 | R9212-A61L-10URH-TB | | | 38.95 | | | | |
| 5,000 | Roller | | | Forged Steel | S9212-A62L-10FSR-RB | 52.80 | R9212-A61L-10FSR-RB | | | 44.80 | | | | |
| 5,000 | Roller | | | Forged V Groove | S9212-A62L-10VGFS-RB | 51.80 | R9212-A61L-10VGFS-RB | | | 43.80 | | | | |
| 5,000 | Tapered | | | Forged V Groove - TB | S9212-A62L-10VGFS-TB | 49.95 | R9212-A61L-10VGFS-TB | | | 41.95 | | | | |
| 5,500 | Tapered | | | HD Forged Steel - TB | S9212-A62L-10FSH-TB | 51.45 | R9212-A61L-10FSH-TB | | | 43.45 | | | | |
| 5,500 | Tapered | | | Forged Steel - TB | S9212-A62L-10FSR-TB | 50.95 | R9212-A61L-10FSR-TB | | | 42.95 | | | | |
| 5,500 | Tapered | | | HD Forged V Groove - TB | S9212-A62L-10VGFSH-TB | 50.45 | R9212-A61L-10VGFSH-TB | | | 42.45 | | | | |
| 12" | 3" | | | 1,200 | Roller | 9 1/2" | 14 1/2" | | | Moldon Rubber | S9212-A62L-MRR-RB | 45.80 | R9212-A61L-MRR-RB | 37.80 |
| | | | | 1,200 | Tapered | | | | | Moldon Rubber - TB | S9212-A62L-MRR-TB | 43.95 | R9212-A61L-MRR-TB | 35.95 |
| | | | | 2,500 | Roller | | | | | Solid Steel | S9212-A62L-SSR-RB | 50.80 | R9212-A61L-SSR-RB | 42.80 |
| | | 2,500 | Tapered | Solid Steel - TB | S9212-A62L-SSR-TB | | | 48.95 | R9212-A61L-SSR-TB | 40.95 | | | | |
| | | 3,500 | Roller | Phenolic | S9212-A62L-PH-RB | | | 36.50 | R9212-A61L-PH-RB | 28.50 | | | | |
| | | 3,800 | Tapered | Moldon Urethane - TB | S9212-A62L-URR-TB | | | 47.45 | R9212-A61L-URR-TB | 39.45 | | | | |
| | | 4,600 | Tapered | HD Moldon Urethane - TB | S9212-A62L-URH-TB | | | 47.45 | R9212-A61L-URH-TB | 39.45 | | | | |

*Caster weight based on Standard Plate

9600 SERIES

17,000 LBS

casterdepot.com



FEATURES

KINGPIN: 1 1/4" integrally machined forged kingpin
MATERIAL: SAE 1045 hot forged
RACEWAY: 7" diameter raceway precision tapered load and thrust bearing
BUSHING: Roller bearings with drilled hardened steel spanner bushing and steel side washers

AXLE&NUT: 1 1/4" axle and lock nut
FINISH: Black or blue industrial enamel paint
HARDENED: Flame hardened raceway
LEGS: Continuously welded for added strength
LEG SPACING: 3 1/2", 4 1/2", 5 1/2"

EXCELLENT FOR:

- Abusive conditions
- Tow lines
- Heavy service equipment
- Aircraft engine stands
- Ground support equipment
- Portable dollies
- Die & tooling fixtures



MOLDON RUBBER



MOLDON RUBBER - TB



FORGED STEEL



SOLID STEEL



MOLDON URETHANE



MOLDON URETHANE - TB



V GROOVE

OPTIONS:

- TSB Thumb Screw Brake
- UWB Universal Wheel Brake
- 4PSL 4 Position Swivel Lock
- RB Roller Bearing
- TB Tapered Bearing
- Z Zerk Axle

FINISHES:

Black or Blue

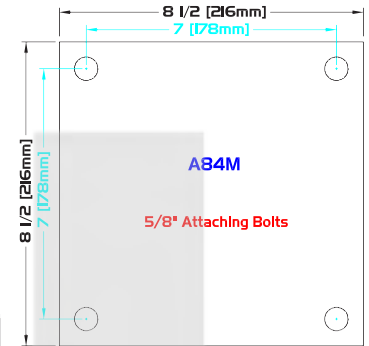
| WHEEL | | CASTER | | | | PART NUMBER | | | | | | |
|----------|-------------|-------------------------|-------------------------|-------------------|-------------------|-------------------------|--------------------|----------------------|--------------------|---------------------|-------------------|-------|
| Diameter | Tread Width | Capacity Lbs. | Bearing Type | Swivel Radius | Overall Height | Wheel Type | Swivel | Caster Weight (lbs) | Rigid | Caster Weight (lbs) | | |
| 6" | 3" | 700 | Roller | 5 1/4" | 9" | Moldon Rubber | S9606-AB4M-MRR-RB | 50.00 | R9606-AB4M-MRR-RB | 30.00 | | |
| | | 2,500 | Roller | | | Moldon Urethane | S9606-AB4M-URR-RB | 50.00 | R9606-AB4M-URR-RB | 30.00 | | |
| | | 3,000 | Roller | | | HD Moldon Urethane | S9606-AB4M-URH-RB | 50.00 | R9606-AB4M-URH-RB | 30.00 | | |
| | | 6,000 | Roller | | | Forged Steel | S9606-AB4M-FSR-RB | 60.00 | R9606-AB4M-FSR-RB | 40.00 | | |
| | | 6,000 | Roller | | | Forged V Groove | S9606-AB4M-VGFS-RB | 60.00 | R9606-AB4M-VGFS-RB | 40.00 | | |
| | | 10,000 | Tapered | | | Forged Steel - TB | S9606-AB4M-FSR-TB | 60.00 | R9606-AB4M-FSR-TB | 40.00 | | |
| | 4" | 3,000 | Roller | 5 1/4" | 9" | Moldon Urethane | S9664-AB4M-URR-RB | 50.00 | R9664-AB4M-URR-RB | 30.00 | | |
| | | 3,000 | Tapered | | | Moldon Urethane - TB | S9664-AB4M-URR-TB | 50.00 | R9664-AB4M-URR-TB | 30.00 | | |
| | | 3,600 | Roller | | | HD Moldon Urethane | S9664-AB4M-URH-RB | 50.00 | R9664-AB4M-URH-RB | 30.00 | | |
| | | 3,600 | Tapered | | | HD Moldon Urethane - TB | S9664-AB4M-URH-TB | 50.00 | R9664-AB4M-URH-TB | 30.00 | | |
| | | 3,700 | Roller | | | 5 1/4" | 9" | Moldon Urethane | S9665-AB4M-URR-RB | 60.00 | R9665-AB4M-URR-RB | 40.00 |
| | | 3,700 | Tapered | | | | | Moldon Urethane - TB | S9665-AB4M-URR-TB | 60.00 | R9665-AB4M-URR-TB | 40.00 |
| 4,400 | Roller | HD Moldon Urethane | S9665-AB4M-URH-RB | 60.00 | R9665-AB4M-URH-RB | | | 40.00 | | | | |
| 4,400 | Tapered | HD Moldon Urethane - TB | S9665-AB4M-URH-TB | 60.00 | R9665-AB4M-URH-TB | 40.00 | | | | | | |
| 8" | 3" | 850 | Roller | 6 1/4" | 11" | Moldon Rubber | S9608-AB4M-MRR-RB | 62.50 | R9608-AB4M-MRR-RB | 42.50 | | |
| | | 850 | Tapered | | | Moldon Rubber - TB | S9608-AB4M-MRR-TB | 62.50 | R9608-AB4M-MRR-TB | 42.50 | | |
| | | 3,100 | Roller | | | Moldon Urethane | S9608-AB4M-URR-RB | 50.00 | R9608-AB4M-URR-RB | 30.00 | | |
| | | 3,100 | Tapered | | | Moldon Urethane - TB | S9608-AB4M-URR-TB | 50.00 | R9608-AB4M-URR-TB | 30.00 | | |
| | | 3,500 | Roller | | | HD Moldon Urethane | S9608-AB4M-URH-RB | 50.00 | R9608-AB4M-URH-RB | 30.00 | | |
| | | 3,500 | Tapered | | | HD Moldon Urethane - TB | S9608-AB4M-URH-TB | 50.00 | R9608-AB4M-URH-TB | 30.00 | | |
| | 4,500 | Roller | Forged Steel | S9608-AB4M-FSR-RB | 70.00 | R9608-AB4M-FSR-RB | 50.00 | | | | | |
| | 4,500 | Tapered | Solid Steel - TB | S9608-AB4M-SSR-TB | 75.00 | R9608-AB4M-SSR-TB | 55.00 | | | | | |
| | 4,500 | Tapered | V Groove | S9608-AB4M-VGR-RB | 74.00 | R9608-AB4M-VGR-RB | 54.00 | | | | | |
| | 4,500 | Tapered | V Groove - TB | S9608-AB4M-VGR-TB | 74.00 | R9608-AB4M-VGR-TB | 54.00 | | | | | |
| | 4" | 5,000 | Tapered | 6 1/4" | 11" | Solid Steel - TB | S9684-AB4M-SSR-TB | 78.00 | R9684-AB4M-SSR-TB | 58.00 | | |
| | | 8,400 | Roller | | | Forged Steel | S9684-AB4M-FSR-RB | 73.00 | R9684-AB4M-FSR-RB | 53.00 | | |
| 8,400 | | Roller | Forged V Groove | | | S9684-AB4M-VGFS-RB | 80.00 | R9684-AB4M-VGFS-RB | 60.00 | | | |
| 10,000 | | Tapered | Forged Steel - TB | | | S9684-AB4M-FSR-TB | 73.00 | R9684-AB4M-FSR-TB | 53.00 | | | |
| 10,000 | | Tapered | Forged V Groove - TB | | | S9684-AB4M-VGFS-TB | 80.00 | R9684-AB4M-VGFS-TB | 60.00 | | | |
| 15,000 | | Tapered | HD Forged V Groove - TB | | | S9684-AB4M-VGFH-TB | 81.00 | R9684-AB4M-VGFH-TB | 61.00 | | | |
| 17,000 | Tapered | HD Forged Steel - TB | S9684-AB4M-FSH-TB | 73.00 | R9684-AB4M-FSH-TB | 53.00 | | | | | | |
| 10" | 3" | 1,000 | Roller | 7 1/2" | 13" | Moldon Rubber | S9610-AB4M-MRR-RB | 56.00 | R9610-AB4M-MRR-RB | 36.00 | | |
| | | 3,500 | Roller | | | V Groove | S9610-AB4M-VGR-RB | 65.00 | R9610-AB4M-VGR-RB | 45.00 | | |
| | | 3,500 | Tapered | | | V Groove - TB | S9610-AB4M-VGR-TB | 65.00 | R9610-AB4M-VGR-TB | 45.00 | | |
| | | 3,700 | Roller | | | Moldon Urethane | S9610-AB4M-URR-RB | 64.00 | R9610-AB4M-URR-RB | 44.00 | | |
| | | 3,700 | Tapered | | | Moldon Urethane - TB | S9610-AB4M-URR-TB | 64.00 | R9610-AB4M-URR-TB | 44.00 | | |
| | | 4,000 | Roller | | | Solid Steel | S9610-AB4M-SSR-RB | 61.00 | R9610-AB4M-SSR-RB | 41.00 | | |
| | | 4,000 | Tapered | | | Solid Steel - TB | S9610-AB4M-SSR-TB | 61.00 | R9610-AB4M-SSR-TB | 41.00 | | |
| | | 4,400 | Roller | | | HD Moldon Urethane | S9610-AB4M-URH-RB | 64.00 | R9610-AB4M-URH-RB | 44.00 | | |
| | | 4,400 | Tapered | | | HD Moldon Urethane - TB | S9610-AB4M-URH-TB | 64.00 | R9610-AB4M-URH-TB | 44.00 | | |
| | | 6,000 | Roller | | | HD Forged Steel | S9610-AB4M-FSH-RB | 62.00 | R9610-AB4M-FSH-RB | 42.00 | | |
| | | 6,000 | Roller | | | HD Forged V Groove | S9610-AB4M-VGFH-RB | 67.00 | R9610-AB4M-VGFH-RB | 47.00 | | |
| | | 6,000 | Tapered | | | HD Forged V Groove - TB | S9610-AB4M-VGFH-TB | 67.00 | R9610-AB4M-VGFH-TB | 47.00 | | |
| 6,500 | Tapered | HD Forged Steel - TB | S9610-AB4M-FSH-TB | 62.00 | R9610-AB4M-FSH-TB | 42.00 | | | | | | |

PLATE DIAGRAMS

STANDARD PLATE: A84M

M - Plate Thickness: 5/8"

| WHEEL | | CASTER | | | | PART NUMBER | | | | | | | | |
|----------|-------------|---------------|--------------|-------------------------|--------------------|-------------------------|-------------------------|---------------------|----------------------|---------------------|--------------------|--------------------|--------------------|-------|
| Diameter | Tread Width | Capacity Lbs. | Bearing Type | Swivel Radius | Overall Height | Wheel Type | Swivel | Caster Weight (lbs) | Rigid | Caster Weight (lbs) | | | | |
| 10" | 4" | 1,500 | Roller | 7 1/2" | 13" | Moldon Rubber | S96104-A84M-MRR-RB | 66.00 | R96104-A84M-MRR-RB | 46.00 | | | | |
| | | 1,500 | Tapered | | | Moldon Rubber - TB | S96104-A84M-MRR-TB | 66.00 | R96104-A84M-MRR-TB | 46.00 | | | | |
| | | 5,000 | Roller | | | Moldon Urethane | S96104-A84M-URR-RB | 68.00 | R96104-A84M-URR-RB | 48.00 | | | | |
| | | 5,000 | Tapered | | | Moldon Urethane - TB | S96104-A84M-URR-TB | 68.00 | R96104-A84M-URR-TB | 48.00 | | | | |
| | | 6,000 | Tapered | | | Solid Steel - TB | S96104-A84M-SSR-TB | 73.00 | R96104-A84M-SSR-TB | 53.00 | | | | |
| | | 6,000 | Roller | | | HD Moldon Urethane | S96104-A84M-URH-RB | 68.00 | R96104-A84M-URH-RB | 48.00 | | | | |
| | | 6,000 | Tapered | | | HD Moldon Urethane - TB | S96104-A84M-URH-TB | 68.00 | R96104-A84M-URH-TB | 48.00 | | | | |
| | | 8,400 | Roller | | | Forged Steel | S96104-A84M-FSR-RB | 83.00 | R96104-A84M-FSR-RB | 63.00 | | | | |
| | | 8,400 | Roller | | | Forged V Groove | S96104-A84M-VGFS-RB | 89.00 | R96104-A84M-VGFS-RB | 69.00 | | | | |
| | | 10,000 | Tapered | | | Forged Steel - TB | S96104-A84M-FSR-TB | 83.00 | R96104-A84M-FSR-TB | 63.00 | | | | |
| | | 10,000 | Tapered | | | Forged V Groove - TB | S96104-A84M-VGFS-TB | 89.00 | R96104-A84M-VGFS-TB | 69.00 | | | | |
| | | 15,000 | Tapered | | | HD Forged V Groove - TB | S96104-A84M-VGFSH-TB | 89.00 | R96104-A84M-VGFSH-TB | 69.00 | | | | |
| | | 17,000 | Tapered | | | HD Forged Steel - TB | S96104-A84M-FSH-TB | 83.00 | R96104-A84M-FSH-TB | 63.00 | | | | |
| | | 10" | 5" | | | 6,000 | Roller | 7 1/2" | 13" | Moldon Urethane | S96105-A84M-URR-RB | 68.00 | R96105-A84M-URR-RB | 48.00 |
| 6,000 | Tapered | | | Moldon Urethane - TB | S96105-A84M-URR-TB | 68.00 | R96105-A84M-URR-TB | | | 48.00 | | | | |
| 7,200 | Roller | | | HD Moldon Urethane | S96105-A84M-URH-RB | 68.00 | R96105-A84M-URH-RB | | | 48.00 | | | | |
| 7,200 | Tapered | | | HD Moldon Urethane - TB | S96105-A84M-URH-TB | 68.00 | R96105-A84M-URH-TB | | | 48.00 | | | | |
| 12" | 3" | | | 1,125 | Roller | 8 1/2" | 15 1/2" | | | Moldon Rubber | S9612-A84M-MRR-RB | 44.00 | R9612-A84M-MRR-RB | 24.00 |
| | | | | 3,900 | Roller | | | | | Moldon Urethane | S9612-A84M-URR-RB | 57.00 | R9612-A84M-URR-RB | 37.00 |
| | | 3,900 | Tapered | Moldon Urethane - TB | S9612-A84M-URR-TB | | | 57.00 | R9612-A84M-URR-TB | 37.00 | | | | |
| | | 4,700 | Roller | HD Moldon Urethane | S9612-A84M-URH-RB | | | 57.00 | R9612-A84M-URH-RB | 37.00 | | | | |
| | | 4,700 | Tapered | HD Moldon Urethane - TB | S9612-A84M-URH-TB | | | 57.00 | R9612-A84M-URH-TB | 37.00 | | | | |
| | | 4" | 1,600 | Roller | 8 1/2" | | | 15 1/2" | Moldon Rubber | S96124-A84M-MRR-RB | 71.00 | R96124-A84M-MRR-RB | 51.00 | |
| | 1,600 | | Tapered | Moldon Rubber - TB | | S96124-A84M-MRR-TB | 71.00 | | R96124-A84M-MRR-TB | 51.00 | | | | |
| | 5,500 | | Roller | Moldon Urethane | | S96124-A84M-URR-RB | 75.00 | | R96124-A84M-URR-RB | 55.00 | | | | |
| | 5,500 | | Tapered | Moldon Urethane - TB | | S96124-A84M-URR-TB | 75.00 | | R96124-A84M-URR-TB | 55.00 | | | | |
| | 6,600 | | Roller | HD Moldon Urethane | | S96124-A84M-URH-RB | 75.00 | | R96124-A84M-URH-RB | 55.00 | | | | |
| | 6,600 | | Tapered | HD Moldon Urethane - TB | | S96124-A84M-URH-TB | 75.00 | | R96124-A84M-URH-TB | 55.00 | | | | |
| | 12" | 5" | 6,500 | Roller | 8 1/2" | 15 1/2" | Ductile Iron | S96124-A84M-DIR-RB | 90.00 | R96124-A84M-DIR-RB | 70.00 | | | |
| 6,500 | | | Tapered | Ductile Iron - TB | | | S96124-A84M-DIR-TB | 90.00 | R96124-A84M-DIR-TB | 70.00 | | | | |
| 7,800 | | | Roller | Moldon Urethane | | | S96125-A84M-URR-RB | 90.00 | R96125-A84M-URR-RB | 70.00 | | | | |
| 7,800 | | | Tapered | Moldon Urethane - TB | | | S96125-A84M-URR-TB | 90.00 | R96125-A84M-URR-TB | 70.00 | | | | |
| 9,500 | | | Roller | HD Moldon Urethane | | | S96125-A84M-URH-RB | 90.00 | R96125-A84M-URH-RB | 70.00 | | | | |
| 9,500 | | | Tapered | HD Moldon Urethane - TB | | | S96125-A84M-URH-TB | 90.00 | R96125-A84M-URH-TB | 70.00 | | | | |
| 16" | 4" | 1,450 | Roller | 11" | 19" | Moldon Rubber | S96164-A84M-MRR-RB | 106.00 | R96164-A84M-MRR-RB | 86.00 | | | | |
| | | 1,450 | Tapered | | | Moldon Rubber - TB | S96164-A84M-MRR-TB | 106.00 | R96164-A84M-MRR-TB | 86.00 | | | | |
| | | 6,000 | Roller | | | Moldon Urethane | S96164-A84M-URR-RB | 109.00 | R96164-A84M-URR-RB | 89.00 | | | | |
| | | 6,000 | Tapered | | | Moldon Urethane - TB | S96164-A84M-URR-TB | 109.00 | R96164-A84M-URR-TB | 89.00 | | | | |
| | | 7,500 | Roller | | | Solid Steel | S96164-A84M-SSR-RB | 105.00 | R96164-A84M-SSR-RB | 85.00 | | | | |
| | | 7,500 | Tapered | | | Solid Steel - TB | S96164-A84M-SSR-TB | 105.00 | R96164-A84M-SSR-TB | 85.00 | | | | |
| | 16" | 5" | 8,000 | Roller | 11" | 19" | HD Moldon Urethane | S96164-A84M-URH-RB | 109.00 | R96164-A84M-URH-RB | 89.00 | | | |
| | | | 8,000 | Tapered | | | HD Moldon Urethane - TB | S96164-A84M-URH-TB | 109.00 | R96164-A84M-URH-TB | 89.00 | | | |
| | | | 1,500 | Roller | | | Moldon Rubber | S96165-A84M-MRR-RB | 122.00 | R96165-A84M-MRR-RB | 102.00 | | | |
| | | | 1,500 | Tapered | | | Moldon Rubber - TB | S96165-A84M-MRR-TB | 122.00 | R96165-A84M-MRR-TB | 102.00 | | | |
| | | | 8,000 | Roller | | | Moldon Urethane | S96165-A84M-URR-RB | 115.00 | R96165-A84M-URR-RB | 95.00 | | | |
| | | | 8,000 | Tapered | | | Moldon Urethane - TB | S96165-A84M-URR-TB | 115.00 | R96165-A84M-URR-TB | 95.00 | | | |
| 18" | 5" | 9,000 | Roller | 13" | 21" | HD Moldon Urethane | S96165-A84M-URH-RB | 115.00 | R96165-A84M-URH-RB | 95.00 | | | | |
| | | 9,000 | Tapered | | | HD Moldon Urethane - TB | S96165-A84M-URH-TB | 115.00 | R96165-A84M-URH-TB | 95.00 | | | | |
| | | 2,800 | Roller | | | Moldon Rubber | S96185-A84M-MRR-RB | 100.00 | R96185-A84M-MRR-RB | 80.00 | | | | |
| | | 2,800 | Tapered | | | Moldon Rubber - TB | S96185-A84M-MRR-TB | 100.00 | R96185-A84M-MRR-TB | 80.00 | | | | |
| | | 8,500 | Roller | | | Moldon Urethane | S96185-A84M-URR-RB | 120.00 | R96185-A84M-URR-RB | 100.00 | | | | |
| | | 8,500 | Tapered | | | Moldon Urethane - TB | S96185-A84M-URR-TB | 120.00 | R96185-A84M-URR-TB | 100.00 | | | | |
| 18" | 5" | 9,000 | Roller | 13" | 21" | HD Moldon Urethane | S96185-A84M-URH-RB | 120.00 | R96185-A84M-URH-RB | 100.00 | | | | |
| | | 9,000 | Tapered | | | HD Moldon Urethane - TB | S96185-A84M-URH-TB | 120.00 | R96185-A84M-URH-TB | 100.00 | | | | |



* Caster weight based on Standard Plate



9800 SERIES

17,000 LBS

casterdepot.com



FEATURES

KINGPIN: 1" or 1 1/4" integrally machined forged kingpin
MATERIAL: SAE 1045 hot forged
RACEWAY: 1/2" diameter Ball raceway or Precision load upper ball race
BUSHING: Tapered Roller thrust bearings

AXLE&NUT: 1" or 1 1/4" axle
FINISH: Black or blue industrial enamel paint
HARDENED: Flame hardened raceway
LEGS: Continuously welded for added strength
LEG SPACING: 3 1/2", 4 1/2", 5 1/2"



MOLDON RUBBER - TB



FORGED STEEL



SOLID STEEL



MOLDON URETHANE - TB

EXCELLENT FOR:

- Abusive conditions
- Tow lines
- Heavy service equipment
- Aircraft engine stands
- Ground support equipment
- Portable dollies
- Die & tooling fixtures

OPTIONS:

- TSB Thumb Screw Brake
- UWB Universal Wheel Brake
- 4PSL 4 Position Swivel Lock
- RB Roller Bearing
- TB Tapered Bearing
- Z Zerk Axle

FINISHES:

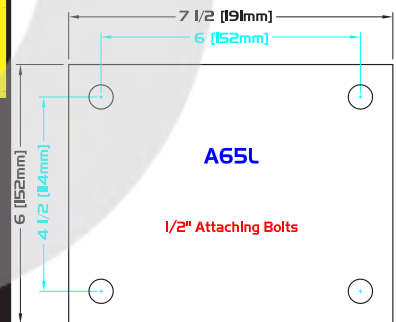
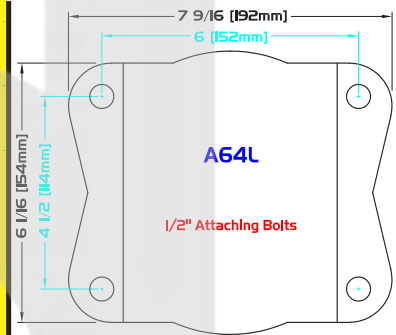
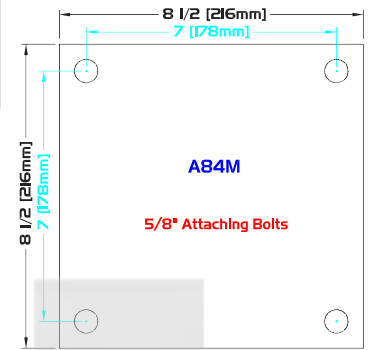
Black or Blue

| WHEEL | | CASTER | | | | PART NUMBER | | | | |
|----------------------|-------------------|---------------|-------------------------|-------------------|----------------|-------------------------|-------------------|---------------------|-------------------|---------------------|
| Diameter | Tread Width | Capacity Lbs. | Bearing Type | Swivel Radius | Overall Height | Wheel Type | Swivel | Caster Weight (lbs) | Rigid | Caster Weight (lbs) |
| 6" | 3" | 1,500 | Tapered | 5 1/2" | 9" | Moldon Rubber - TB | S9806-A64L-MRR-TB | 44.00 | R9806-A65L-MRR-TB | 44.00 |
| | | 4,000 | Tapered | | | Moldon Urethane - TB | S9806-A64L-URR-TB | 44.00 | R9806-A65L-URR-TB | 44.00 |
| | | 4,800 | Tapered | | | HD Moldon Urethane - TB | S9806-A64L-URH-TB | 44.00 | R9806-A65L-URH-TB | 44.00 |
| | | 5,000 | Tapered | | | Forged Steel - TB | S9806-A64L-FSR-TB | 65.00 | R9806-A65L-FSR-TB | 65.00 |
| | | 5,000 | Tapered | | | Solid Steel - TB | S9806-A64L-SSR-TB | 46.50 | R9806-A65L-SSR-TB | 46.50 |
| | | 17,000 | Tapered | | | HD Forged Steel - TB | S9806-A84M-FSH-TB | 87.00 | R9806-A84M-FSH-TB | 87.00 |
| | 5" | 8,800 | Tapered | 5 1/2" | 9" | Moldon Urethane - TB | S9865-A84M-URR-TB | 90.00 | R9865-A84M-URR-TB | 90.00 |
| | | | | | | HD Moldon Urethane - TB | S9865-A84M-URH-TB | 90.00 | R9865-A84M-URH-TB | 90.00 |
| | | | | | | Moldon Rubber - TB | S9808-A64L-MRR-TB | 54.00 | R9808-A65L-MRR-TB | 54.00 |
| | | | | | | Moldon Rubber - TB | S9808-A84M-MRR-TB | 79.00 | R9808-A84M-MRR-TB | 79.00 |
| 8" | 3" | 1,700 | Tapered | 6 1/2" | 11" | Moldon Rubber - TB | S9808-A64L-MRR-TB | 54.00 | R9808-A65L-MRR-TB | 54.00 |
| | | 1,700 | Tapered | | | Moldon Rubber - TB | S9808-A84M-MRR-TB | 79.00 | R9808-A84M-MRR-TB | 79.00 |
| | | 5,000 | Tapered | | | Solid Steel - TB | S9808-A64L-SSR-TB | 62.00 | R9808-A65L-SSR-TB | 62.00 |
| | | 5,000 | Tapered | | | HD Moldon Urethane - TB | S9808-A64L-URH-TB | 55.00 | R9808-A65L-URH-TB | 55.00 |
| | | 5,000 | Tapered | | | Moldon Urethane - TB | S9808-A64L-URR-TB | 55.00 | R9808-A65L-URR-TB | 55.00 |
| | | 6,200 | Tapered | | | Moldon Urethane - TB | S9808-A84M-URR-TB | 80.00 | R9808-A84M-URR-TB | 80.00 |
| | 7,400 | Tapered | HD Moldon Urethane - TB | S9808-A84M-URH-TB | 80.00 | R9808-A84M-URH-TB | 80.00 | | | |
| | 10,000 | Tapered | Forged Steel - TB | S9808-A64L-FSR-TB | 62.00 | R9808-A65L-FSR-TB | 62.00 | | | |
| | 4" | 17,000 | Tapered | 6 1/2" | 11" | Moldon Urethane - TB | S9884-A84M-URR-TB | 75.00 | R9884-A84M-URR-TB | 75.00 |
| | | | | | | HD Moldon Urethane - TB | S9884-A84M-URH-TB | 75.00 | R9884-A84M-URH-TB | 75.00 |
| Solid Steel - TB | | | | | | S9884-A84M-SSR-TB | 100.00 | R9884-A84M-SSR-TB | 100.00 | |
| HD Forged Steel - TB | | | | | | S9884-A84M-FSH-TB | 112.00 | R9884-A84M-FSH-TB | 112.00 | |
| Forged Steel - TB | S9884-A84M-FSR-TB | 112.00 | R9884-A84M-FSR-TB | 112.00 | | | | | | |
| 10" | 3" | 2,000 | Tapered | 7 1/2" | 13" | Moldon Rubber - TB | S9810-A64L-MRR-TB | 70.00 | R9810-A65L-MRR-TB | 70.00 |
| | | 7,000 | Tapered | | | Solid Steel - TB | S9810-A64L-SSR-TB | 71.00 | R9810-A65L-SSR-TB | 71.00 |
| | | 7,000 | Tapered | | | Solid Steel - TB | S9810-A84M-SSR-TB | 92.00 | R9810-A84M-SSR-TB | 92.00 |
| | | 7,400 | Tapered | | | Moldon Urethane - TB | S9810-A64L-URR-TB | 77.00 | R9810-A65L-URR-TB | 77.00 |
| | | 7,400 | Tapered | | | Moldon Urethane - TB | S9810-A84M-URR-TB | 88.00 | R9810-A84M-URR-TB | 88.00 |
| | | 8,800 | Tapered | | | HD Moldon Urethane - TB | S9810-A64L-URH-TB | 77.00 | R9810-A65L-URH-TB | 77.00 |
| | | 8,800 | Tapered | | | HD Moldon Urethane - TB | S9810-A84M-URH-TB | 88.00 | R9810-A84M-URH-TB | 88.00 |
| | | 10,000 | Tapered | | | HD Forged Steel - TB | S9810-A64L-FSH-TB | 81.00 | R9810-A65L-FSH-TB | 81.00 |
| | | 10,000 | Tapered | | | Forged Steel - TB | S9810-A64L-FSR-TB | 81.00 | R9810-A65L-FSR-TB | 81.00 |
| | | 13,000 | Tapered | | | HD Forged Steel - TB | S9810-A84M-FSH-TB | 90.00 | R9810-A84M-FSH-TB | 90.00 |

STANDARD PLATE: A84M
 STANDARD PLATE: A64L
 STANDARD PLATE: A65L

M - Plate Thickness: 5/8"
 L - Plate Thickness: 1/2"
 L - Plate Thickness: 1/2"

PLATE DIAGRAMS



| WHEEL | | CASTER | | PART NUMBER | | | | | | | |
|----------|-------------|---------------|--------------|---------------|-------------------------|-------------------------|--------------------|---------------------|--------------------|---------------------|--|
| Diameter | Tread Width | Capacity Lbs. | Bearing Type | Swivel Radius | Overall Height | Wheel Type | Swivel | Caster Weight (lbs) | Rigid | Caster Weight (lbs) | |
| 10" | 4" | 3,000 | Tapered | 7 1/2" | 13" | Moldon Rubber - TB | S98104-A84M-MRR-TB | 103.00 | R98104-A84M-MRR-TB | 103.00 | |
| | | 10,000 | Tapered | | | Moldon Urethane - TB | S98104-A84M-URR-TB | 103.00 | R98104-A84M-URR-TB | 103.00 | |
| | | 12,000 | Tapered | | | Solid Steel - TB | S98104-A84M-SSR-TB | 102.00 | R98104-A84M-SSR-TB | 102.00 | |
| | | 12,000 | Tapered | | | HD Moldon Urethane - TB | S98104-A84M-URH-TB | 103.00 | R98104-A84M-URH-TB | 103.00 | |
| | | 17,000 | Tapered | | | HD Forged Steel - TB | S98104-A84M-FSH-TB | 140.00 | R98104-A84M-FSH-TB | 140.00 | |
| | | 17,000 | Tapered | | | Forged Steel - TB | S98104-A84M-FSR-TB | 140.00 | R98104-A84M-FSR-TB | 140.00 | |
| 5" | 12,000 | Tapered | 7 1/2" | 13" | Moldon Urethane - TB | S98105-A84M-URR-TB | 103.00 | R98105-A84M-URR-TB | 103.00 | | |
| | | 14,400 | | | Tapered | HD Moldon Urethane - TB | S98105-A84M-URH-TB | 103.00 | R98105-A84M-URH-TB | 103.00 | |
| 12" | 3" | 7,600 | Tapered | 8 1/2" | 15 1/2" | Moldon Urethane - TB | S9812-A84M-URR-TB | 108.00 | R9812-A84M-URR-TB | 108.00 | |
| | | 9,200 | Tapered | | | HD Moldon Urethane - TB | S9812-A84M-URH-TB | 108.00 | R9812-A84M-URH-TB | 108.00 | |
| | 4" | 3,200 | Tapered | 8 1/2" | 15 1/2" | Moldon Rubber - TB | S98124-A84M-MRR-TB | 120.00 | R98124-A84M-MRR-TB | 120.00 | |
| | | 11,000 | Tapered | | | Moldon Urethane - TB | S98124-A84M-URR-TB | 120.00 | R98124-A84M-URR-TB | 120.00 | |
| | | 13,000 | Tapered | | | HD Moldon Urethane - TB | S98124-A84M-URH-TB | 120.00 | R98124-A84M-URH-TB | 120.00 | |
| | | 15,000 | Tapered | | | Ductile Iron - TB | S98124-A84M-DIR-TB | 145.00 | R98124-A84M-DIR-TB | 145.00 | |
| 5" | 13,000 | Tapered | 8 1/2" | 15 1/2" | Moldon Urethane - TB | S98125-A84M-URR-TB | 150.00 | R98125-A84M-URR-TB | 150.00 | | |
| | 15,000 | Tapered | | | HD Moldon Urethane - TB | S98125-A84M-URH-TB | 150.00 | R98125-A84M-URH-TB | 150.00 | | |
| | | 17,000 | Tapered | | | Ductile Iron - TB | S98125-A84M-DIR-TB | 210.00 | R98125-A84M-DIR-TB | 210.00 | |
| 16" | 5" | 3,000 | Tapered | 12" | 19" | Moldon Rubber - TB | S98165-A84M-MRR-TB | 200.00 | R98165-A84M-MRR-TB | 200.00 | |
| | | 16,000 | Tapered | | | Moldon Urethane - TB | S98165-A84M-URR-TB | 200.00 | R98165-A84M-URR-TB | 200.00 | |
| | | 17,000 | Tapered | | | HD Moldon Urethane - TB | S98165-A84M-URH-TB | 200.00 | R98165-A84M-URH-TB | 200.00 | |
| 18" | 5" | 5,600 | Tapered | 13" | 23" | Moldon Rubber - TB | S98185-A84M-MRR-TB | 220.00 | R98185-A84M-MRR-TB | 220.00 | |
| | | 17,000 | Tapered | | | Moldon Urethane - TB | S98185-A84M-URR-TB | 220.00 | R98185-A84M-URR-TB | 220.00 | |
| | | 17,000 | Tapered | | | HD Moldon Urethane - TB | S98185-A84M-URH-TB | 220.00 | R98185-A84M-URH-TB | 220.00 | |

* Caster weight based on Standard Plate



BMF KINGPINFREE™

SERIES

27,000 LBS

casterdepot.com



FEATURES

KINGPIN: Kingpinfree
RACEWAY: Triple Raceway: Thrust bearing, Tapered bearing and Kingpinfree
AXLE&NUT: 1 1/2" or 2" axle and lock nut, depending on wheel
FINISH: Corrosion resistant bright zinc finish
LUBRICATION: Grease nipple centred in head

HARDENED: Yes
LEG & SPACING: Varies depending on wheel selection and weight capacity
SPECIAL: BMF can be completely customized for a wide range of applications. Please consult our sales or engineering department.



MOLDON URETHANE -TB




PRESSON RUBBER



SOLID PNEUMATIC



PNEUMATIC



FORGED STEEL

EXCELLENT FOR:

- Abusive conditions
- Aerospace industry
- Tow lines
- Heavy service equipment
- Aircraft engine stands
- Ground support equipment
- Industrial platform trucks
- Die & Tooling fixtures

OPTIONS:

- TSB Thumb Screw Brake
- UWB Universal Wheel Brake
- 2PSL 2 Position Swivel Lock
- 4PSL 4 Position Swivel Lock
- SL Spring Loaded

FINISHES:

- Black
- Blue

FINISHES:

- Custom top plates
- Custom overall height
- Custom swivel radius

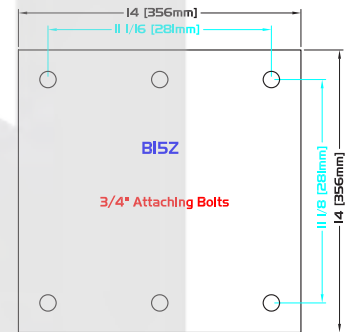
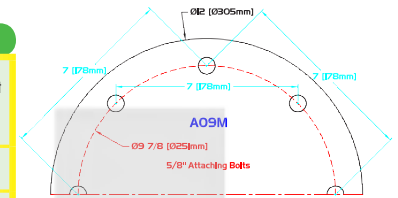
| SINGLE WHEEL | | CASTER | | | | PART NUMBER | | | | |
|--------------|-------------|-----------------|--------------------|---------------|----------------|---------------------------|--|---------------------|--|---------------------|
| Diameter | Tread Width | Capacity Lbs. | Bearing Type | Swivel Radius | Overall Height | Wheel Type | Swivel | Caster Weight (lbs) | Rigid | Caster Weight (lbs) |
| 18" | 4" | 2,400 | Tapered | | | Poly. Rubber | SBMF184-***-POR-TB | | RBMF184-***-POR-TB | |
| | 5 1/2" | 3,750 | Tapered | | | Poly. Rubber | SBMF185-***-POR-TB | | RBMF185-***-POR-TB | |
| | 6 1/2" | 4,695 | Tapered | | | Pneumatic | SBMF1865-***-PNC-TB | | RBMF1865-***-PNC-TB | |
| | 8" | 8,380 | Tapered | | | Moldon Urethane | SBMF188-***-URR-TB | | RBMF188-***-URR-TB | |
| 19" | 5 1/2" | 2,450 | Tapered | | | Pneumatic | SBMF1955-***-PNC-TB | | RBMF1955-***-PNC-TB | |
| | 8 1/2" | 5,585 | Tapered | | | Pneumatic | SBMF1985-***-PNC-TB | | RBMF1985-***-PNC-TB | |
| 21" | 5" | 4,210 | Tapered | | | Poly. Rubber | SBMF215-***-POR-TB | | RBMF215-***-POR-TB | |
| | 9" | 10,870 | Tapered | | | Moldon Urethane | SBMF219-***-URR-TB | | RBMF219-***-URR-TB | |
| 22" | 12" | 15,710 | Tapered | | | Moldon Urethane | SBMF2212-***-URR-TB | | RBM2212-***-URR-TB | |
| 23" | 6" | 5,800 | Tapered | | | Poly. Rubber | SBMF236-***-POR-TB | | RBMF236-***-POR-TB | |
| 24" | 7 1/2" | 4,740 | Tapered | | | Pneumatic | SBMF2475-***-PNC-TB | | RBMF2475-***-PNC-TB | |
| | 6 1/2" | 6,640 | Tapered | | | Poly. Rubber | SBMF2665-***-POR-TB | | RBMF2665-***-POR-TB | |
| 27" | 7 1/2" | 5,995 | Tapered | | | Pneumatic | SBMF2775-***-PNC-TB | | RBMF2775-***-PNC-TB | |
| | 9" | 7,530 | Tapered | | | Pneumatic | SBMF279-***-PNC-TB | | RBMF279-***-PNC-TB | |
| 28" | 8" | 9,100 | Tapered | | | Poly. Rubber | SBMF288-***-POR-TB | | RBMF288-***-POR-TB | |
| | 12" | 18,820 | Tapered | | | Moldon Urethane | SBMF2812-***-URR-TB | | RBMF2812-***-URR-TB | |
| | 16" | 25,930 | Tapered | | | Moldon Urethane | SBMF2816-***-URR-TB | | RBMF2816-***-URR-TB | |
| 29" | 7" | 7,850 | Tapered | | | Poly. Rubber | SBMF297-***-POR-TB | | RBMF297-***-POR-TB | |
| | 9" | 9,450 10,350 | Tapered Tapered | | | Pneumatic Poly. Rubber | SBMF299-***-PNC-TB SBMF299-***-POR-TB | | RBMF299-***-PNC-TB RBMF299-***-POR-TB | |
| 30" | 6" | 6,410 | Tapered | | | Poly. Rubber | SBMF306-***-POR-TB | | RBMF306-***-POR-TB | |
| 32" | 7 1/2" | 8,700 | Tapered | | | Poly. Rubber | SBMF3275-***-POR-TB | | RBMF3275-***-POR-TB | |
| | 8" | 10,880 | Tapered | | | Poly. Rubber | SBMF328-***-POR-TB | | RBMF328-***-POR-TB | |
| | 10" | 13,190 | Tapered | | | Poly. Rubber | SBMF3210-***-POR-TB | | RBMF3210-***-POR-TB | |
| | 11" | 14,500 | Tapered | | | Pneumatic | SBMF3211-***-PNC-TB | | RBMF3211-***-PNC-TB | |
| 36" | 14" | 27,000 | Tapered | | | Moldon Urethane | SBMF3614-***-URR-TB | | RBMF3614-***-URR-TB | |

PLATE DIAGRAMS

STANDARD PLATE: A09M

M - Plate Thickness: 5/8"

| DUAL WHEEL | | CASTER | | PART NUMBER | | | | | | | | | |
|------------|------------------|------------------|--------------------|---------------|----------------|---------------------------|--|---------------------|--|---------------------|--|--|--|
| Diameter | Tread Width (ea) | Capacity Lbs. | Bearing Type | Swivel Radius | Overall Height | Wheel Type | Swivel | Caster Weight (lbs) | Rigid | Caster Weight (lbs) | | | |
| 18" | 4" | 4,800 | Tapered | | | Poly. Rubber | SBMF184-***-PORX2-TB | | RBMF184-***-PORX2-TB | | | | |
| | 5 1/2" | 7,500 | Tapered | | | Poly. Rubber | SBMF1855-***-PORX2-TB | | RBMF1855-***-PORX2-TB | | | | |
| | 6 1/2" | 9,390 | Tapered | | | Pneumatic | SBMF1865-***-PNCX2-TB | | RBMF1865-***-PNCX2-TB | | | | |
| | 8" | 16,760 | Tapered | | | Moldon Urethane | SBMF188-***-URRX2-TB | | RBMF188-***-URRX2-TB | | | | |
| 19" | 5 1/2" | 4,900 | Tapered | | | Pneumatic | SBMF1955-***-PNCX2-TB | | RBMF1955-***-PNCX2-TB | | | | |
| | 8 1/2" | 11,170 | Tapered | | | Pneumatic | SBMF1985-***-PNCX2-TB | | RBMF1985-***-PNCX2-TB | | | | |
| 21" | 5" | 8,420 | Tapered | | | Poly. Rubber | SBMF215-***-PORX2-TB | | RBMF215-***-PORX2-TB | | | | |
| | 9" | 21,740 | Tapered | | | Moldon Urethane | SBMF219-***-URRX2-TB | | RBMF219-***-URRX2-TB | | | | |
| 22" | 12" | 27,000 | Tapered | | | Moldon Urethane | SBMF2212-***-URRX2-TB | | RBMF2212-***-URRX2-TB | | | | |
| 23" | 6" | 11,600 | Tapered | | | Poly. Rubber | SBMF236-***-PORX2-TB | | RBMF236-***-PORX2-TB | | | | |
| 24" | 7 1/2" | 9,480 | Tapered | | | Pneumatic | SBMF2475-***-PNCX2-TB | | RBMF2475-***-PNCX2-TB | | | | |
| 26" | 6 1/2" | 13,280 | Tapered | | | Poly. Rubber | SBMF2665-***-PORX2-TB | | RBMF2665-***-PORX2-TB | | | | |
| 27" | 7 1/2" | 11,990 | Tapered | | | Pneumatic | SBMF2775-***-PNCX2-TB | | RBMF2775-***-PNCX2-TB | | | | |
| | 9" | 15,060 | Tapered | | | Pneumatic | SBMF279-***-PNCX2-TB | | RBMF279-***-PNCX2-TB | | | | |
| 28" | 8" | 18,200 | Tapered | | | Poly. Rubber | SBMF288-***-PORX2-TB | | RBMF288-***-PORX2-TB | | | | |
| | 12" | 27,000 | Tapered | | | Moldon Urethane | SBMF2812-***-URRX2-TB | | RBMF2812-***-URRX2-TB | | | | |
| | 16" | 27,000 | Tapered | | | Moldon Urethane | SBMF2816-***-URRX2-TB | | RBMF2816-***-URRX2-TB | | | | |
| 29" | 7" | 15,700 | Tapered | | | Poly. Rubber | SBMF297-***-PORX2-TB | | RBMF297-***-PORX2-TB | | | | |
| | 9" | 18,900 27,000 | Tapered Tapered | | | Pneumatic Poly. Rubber | SBMF299-***-PNCX2-TB SBMF299-***-PORX2-TB | | RBMF299-***-PNCX2-TB RBMF299-***-PORX2-TB | | | | |
| 30" | 6" | 12,820 | Tapered | | | Poly. Rubber | SBMF306-***-PORX2-TB | | RBMF306-***-PORX2-TB | | | | |
| 32" | 7 1/2" | 17,400 | Tapered | | | Poly. Rubber | SBMF3275-***-PORX2-TB | | RBMF3275-***-PORX2-TB | | | | |
| | 8" | 21,760 | Tapered | | | Poly. Rubber | SBMF328-***-PORX2-TB | | RBMF328-***-PORX2-TB | | | | |
| | 10" | 26,380 | Tapered | | | Poly. Rubber | SBMF3210-***-PORX2-TB | | RBMF3210-***-PORX2-TB | | | | |
| | 11" | 27,000 | Tapered | | | Pneumatic | SBMF3211-***-PNCX2-TB | | RBMF3211-***-PNCX2-TB | | | | |
| 36" | 14" | 27,000 | Tapered | | | Moldon Urethane | SBMF3614-***-URRX2-TB | | RBMF3614-***-URRX2-TB | | | | |



* Caster weight based on Standard Plate



SLBMF

SPRING LOADED SERIES

KINGPINFREE™

65,000 LBS
casterdepot.com

FEATURES

KINGPIN: Kingpinfree
RACEWAY: Custom Raceway: Thrust bearing, Tapered bearing and Kingpinfree
AXLE&NUT: 1 1/2" or 2" axle and lock nut, depending on wheel
FINISH: Corrosion resistant bright zinc finish
LUBRICATION: Grease nipple centred in head

HARDENED: Yes
LEG & SPACING: Varies depending on wheel selection and weight capacity
SPECIAL: SLBMF can be completely customized for a wide range of applications. Please consult our sales or engineering department.

EXCELLENT FOR:

- Abusive conditions
- Aerospace industry
- Tow lines
- Heavy service equipment
- Aircraft engine stands
- Ground support equipment
- Industrial platform trucks
- Die & Tooling fixtures



MOLDON URETHANE
HEAVY DUTY



MOLDON URETHANE -TB



PRESSON RUBBER



SOLID PNEUMATIC



PNEUMATIC



FORGED STEEL

OPTIONS:

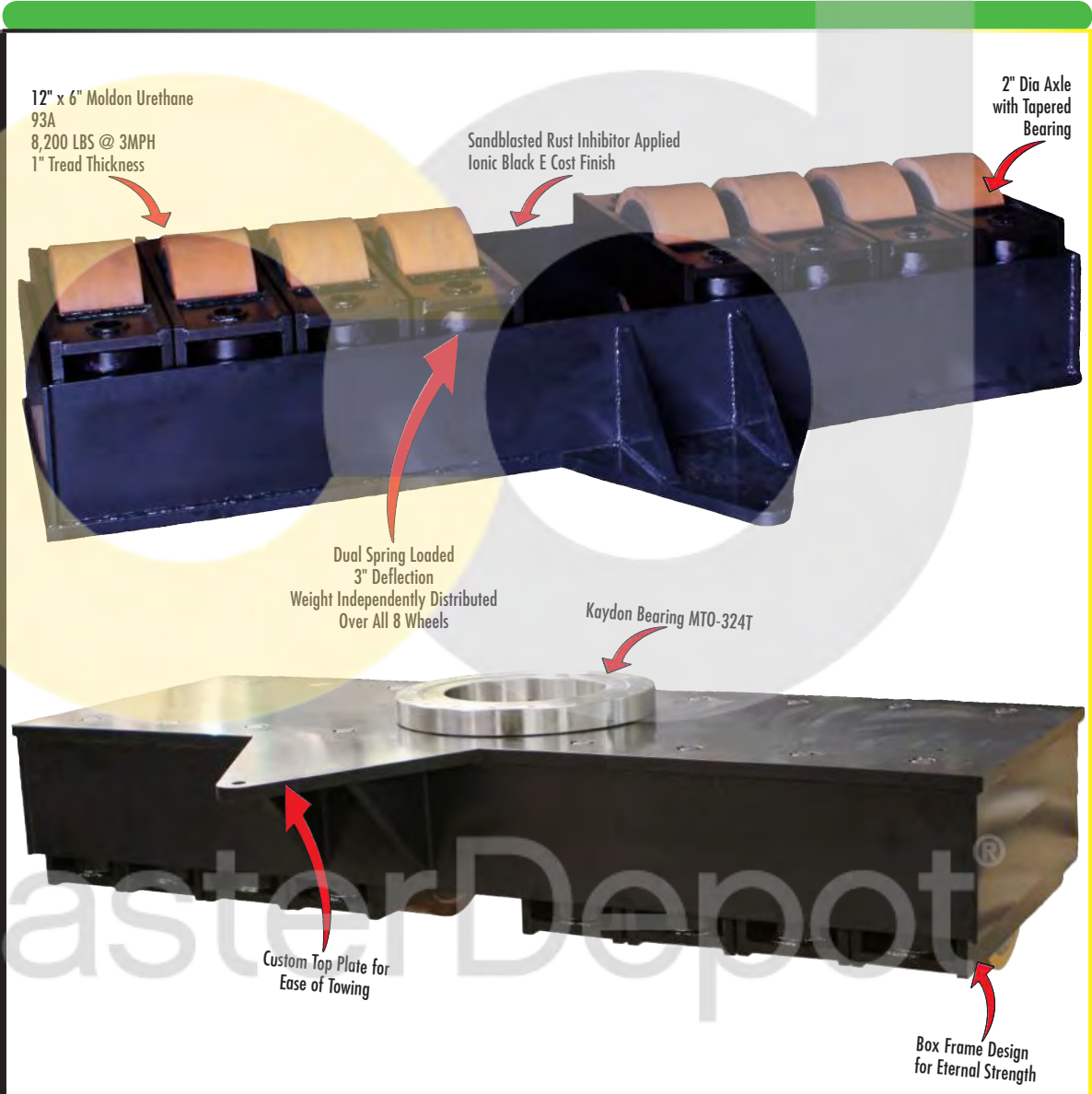
- TSB Thumb Screw Brake
- UWB Universal Wheel Brake
- 2PSL 2 Position Swivel Lock
- 4PSL 4 Position Swivel Lock
- SL Spring Loaded

FINISHES:

- Black
- Blue

FINISHES:

- Custom top plates
- Custom overall height
- Custom swivel radius





ZERO GRAVITY 1,100 LBS

SPRING LOADED SERIES

casterdepot.com



FEATURES

KINGPIN: Kingpinfree
RACEWAY: 3 3/8" head diameter; 2 3/8" diameter kingpin raceway, 3/8" ball bearings
BUSHING: Roller bearings with drilled hardened steel spanner bushing and steel side washers

AXLE&NUT: 1/2" zerk axle and lock nut (except with PB)
FINISH: Corrosion resistant bright zinc
LUBRICATION: Grease nipple in race
HARDENED: Raceway
LEGS: 2 1/2" x 1/4" double welded
LEG SPACING: 2 1/2"



EXCELLENT FOR:

- Mobile motion picture staging
- Aircraft ground support equipment
- In-plant trailer parts
- Trash containers
- Tool carts
- Amusement parks
- Asphalt paving machinery
- Material handling equipment



FREEDOM™



MOLDON URETHANE CROWNED



PROTECH™



ROLLX™ WOW LAVA™ WOW



ENVIROTHANE™



ENVIROTHANE™ GREY CROWNED



ENVIROTHANE™ GREY

OPTIONS:

- UWB Universal Wheel Brake
- 4PSL 4 Position Swivel Lock without wings (welded)
- 4PSLN 4 position Swivel Lock with wings (demountable - only available with A38H plate)
- BB Ball Bearing
- BR Bronze Bearing
- DB Delrin Bearing
- NB Nylon Roller Bearing
- PB Precision Ball Bearing
- RBC Caged Roller Bearing
- OH Special Overall Height
- SSW Steel Side Washer
- SWH Heat-treated Side Washer
- TG Thread Guards

FINISHES:

Inquiries on other finishes welcome

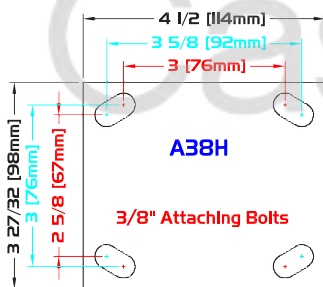
SPECIAL:

Dual or Triple leg configuration available

| WHEEL | | CASTER | | | | PART NUMBER | | | | | |
|----------|-------------|---------------|-------------------|---------------|-------------------|--------------------------------|-------------------|---------------------|-------------------|---------------------|--|
| Diameter | Tread Width | Capacity Lbs. | Bearing Type | Swivel Radius | Overall Height | Wheel Type | Swivel | Caster Weight (lbs) | Rigid | Caster Weight (lbs) | |
| 4" | 2" | 300 | Roller | 4" | 7 1/2" | ProTech™ Crown | SSLTW42***-PRO-RB | 11.53 | RSLTW42***-PRO-RB | 8.43 | |
| | | 650 | Roller | | | Envirothane™ | SSLTW42***-U-RB | 11.65 | RSLTW42***-U-RB | 8.55 | |
| | | 650 | Precision | | | Envirothane™ Grey - PB | SSLTW42***-UG-PB | 11.64 | RSLTW42***-UG-PB | 8.54 | |
| | | 700 | Roller | | | Moldon Urethane Crown | SSLTW42***-URC-RB | 13.25 | RSLTW42***-URC-RB | 10.15 | |
| | | 750 | Precision | | | Freedom™ | SSLTW42***-FDM-PB | 12.26 | RSLTW42***-FDM-PB | 9.16 | |
| | | 900 | Roller | | | Lava™-WOW | SSLTW42***-LVW-RB | 11.72 | RSLTW42***-LVW-RB | 8.62 | |
| 1,100 | Roller | RollX™-WOW | SSLTW42***-RXW-RB | 11.72 | RSLTW42***-RXW-RB | 8.62 | | | | | |
| 5" | 2" | 375 | Roller | 4 7/8" | 9" | ProTech™ Crown | SSLTW52***-PRO-RB | 11.87 | RSLTW52***-PRO-RB | 8.66 | |
| | | 750 | Precision | | | Freedom™ | SSLTW52***-FDM-PB | 12.59 | RSLTW52***-FDM-PB | 9.38 | |
| | | 800 | Roller | | | Envirothane™ | SSLTW52***-U-RB | 12.13 | RSLTW52***-U-RB | 8.92 | |
| | | 800 | Precision | | | Envirothane™ Grey - PB | SSLTW52***-UG-PB | 12.17 | RSLTW52***-UG-PB | 8.96 | |
| | | 800 | Roller | | | Moldon Urethane Crown | SSLTW52***-URC-RB | 13.47 | RSLTW52***-URC-RB | 10.26 | |
| | | 1,100 | Roller | | | Lava™-WOW | SSLTW52***-LVW-RB | 12.03 | RSLTW52***-LVW-RB | 8.93 | |
| 1,100 | Roller | RollX™-WOW | SSLTW52***-RXW-RB | 12.03 | RSLTW52***-RXW-RB | 8.93 | | | | | |
| 6" | 2" | 450 | Roller | 5 3/8" | 9 1/2" | ProTech™ Crown | SSLTW62***-PRO-RB | 12.17 | RSLTW62***-PRO-RB | 9.03 | |
| | | 900 | Roller | | | Moldon Urethane Crown | SSLTW62***-URC-RB | 14.40 | RSLTW62***-URC-RB | 11.26 | |
| | | 950 | Roller | | | Envirothane™ | SSLTW62***-U-RB | 12.81 | RSLTW62***-U-RB | 9.67 | |
| | | 950 | Precision | | | Envirothane™ Grey - PB | SSLTW62***-UG-PB | 12.56 | RSLTW62***-UG-PB | 9.42 | |
| | | 950 | Precision | | | Envirothane™ Grey Crowned - PB | SSLTW62***-UGC-PB | 12.51 | RSLTW62***-UGC-PB | 9.37 | |
| | | 1,000 | Precision | | | Freedom™ | SSLTW62***-FDM-PB | 13.51 | RSLTW62***-FDM-PB | 10.30 | |
| | | 1,100 | Roller | | | Lava™-WOW | SSLTW62***-LVW-RB | 12.47 | RSLTW62***-LVW-RB | 9.37 | |
| | | 1,100 | Precision | | | RollX™-WOW-PB | SSLTW62***-RXW-PB | 12.26 | RSLTW62***-RXW-PB | 9.16 | |
| | | 1,100 | Roller | | | RollX™-WOW | SSLTW62***-RXW-RB | 12.19 | RSLTW62***-RXW-RB | 9.09 | |
| | | 1,100 | Roller | | | RollX™-WOW | SSLTW62***-RXW-RB | 12.19 | RSLTW62***-RXW-RB | 9.09 | |
| 8" | 2" | 600 | Roller | 7 3/8" | 11 1/2" | ProTech™ Crown | SSLTW82***-PRO-RB | 14.01 | RSLTW82***-PRO-RB | 10.92 | |
| | | 1,000 | Roller | | | Moldon Urethane Crown | SSLTW82***-URC-RB | 17.60 | RSLTW82***-URC-RB | 14.51 | |
| | | 1,100 | Roller | | | Envirothane™ | SSLTW82***-U-RB | 14.78 | RSLTW82***-U-RB | 11.69 | |
| | | 1,100 | Precision | | | Envirothane™ Grey - PB | SSLTW82***-UG-PB | 13.57 | RSLTW82***-UG-PB | 10.48 | |
| | | 1,100 | Precision | | | Envirothane™ Grey Crowned - PB | SSLTW82***-UGC-PB | 14.70 | RSLTW82***-UGC-PB | 11.61 | |
| | | 1,100 | Precision | | | Freedom™ | SSLTW82***-FDM-PB | 15.08 | RSLTW82***-FDM-PB | 11.87 | |
| | | 1,100 | Roller | | | Lava™-WOW | SSLTW82***-LVW-RB | 13.08 | RSLTW82***-LVW-RB | 9.98 | |
| | | 1,100 | Roller | | | RollX™-WOW | SSLTW82***-RXW-RB | 13.08 | RSLTW82***-RXW-RB | 9.98 | |

* Caster weight based on Standard Plate

PLATE DIAGRAMS



STANDARD PLATE: A38H

* See page 120, Twister Series for more top plate options

H - Plate Thickness: 1/4"



ALPRENE™

WHEELS

250LBS

casterdepot.com



FEATURES

BEARINGS: Precision Bearing
TEMPERATURE: -22°F to 300°F Short term exposure
 -10°F to 150°F Continuous use
COLOURS: Black RollX™ core, Black non-marking ALPrene™ Tread
DUROMETER: 62 (+5) A scale
DESCRIPTION: ALPrene™ tread is securely bonded to the RollX™ core.

ALPrene™ is highly resistant to most chemicals and is excellent for all floor surfaces. The APR wheel provides for medium load capacities and is superb for moist and wet environments. Quiet and easy rolling, this black wheel is shock absorbing and will reject all floor debris. It does not flat spot permanently under a static load. Excellent for all floor surfaces.

EXCELLENT FOR:










- Quiet Cushion ride
- Moist environments
- Shock & Vibration
- Prolonging equipment life
- Floor Protection
- Rejects floor debris
- Platform & Large stock trucks
- Food Service equipment
- Hotel equipment
- Small waste bins
- Factory use
- Textile carts
- Abusive applications
- Medical equipment
- Uneven surface



ALPRENE™

WHEEL

PART NUMBER

| Diameter | Tread Width | Capacity Lbs. | Hub Length | Standard Bore | Alternative Bore | Bearing Type | Part Number | Wheel Weight (lbs) |
|--|--|---|--|--|---|---|--|--|
|  4" |  1 3/8" |  250 |  1 11/16" |  3/8" |  - |  Precision |  W-5004-APR-PB-TG |  0.64 |

OPTIONS:

PBSS Stainless Steel Precision Bearing

SPECIAL:

Unconditional Lifetime Warranty
 Resistant to most chemicals
 Non-marking
 ALPrene™ material securely bonded to RollX™ core
 Maintenance free
 Moisture friendly
 Many combination of core and tread colours available
 Tread does not wear

Caster Depot®



ALTHANE™

WHEELS

750-1,400 LBS



FEATURES

BEARINGS: Plain, Nylon, Delrin, Steel Roller, Caged Roller
TEMPERATURE: -45°F to 180°F
COLOURS: Black
DUROMETER: 65-70 D scale

DESCRIPTION: The ALThane wheel is light in weight, very economical and high impact strength. Non-marking, non-chipping, oil and chemical resistant, non-absorbent and steam cleanable wheel provides for floor protection.

EXCELLENT FOR:

- Good floor protection
- Factory use
- Waste bins
- Platform trucks
- Stock trucks
- Abusive applications
- Textile carts
- Hotel & Food service equipment



ALTHANE™



ALTHANE™(WOW)

OPTIONS:

- BB Ball Bearing
- DB Delrin Bearing
- NB Nylon Roller Bearing
- PB Precision Ball Bearing
- PBSS Stainless Steel Precision Bearing
- RB Roller Bearing
- RBC Caged Roller Bearing
- RBSS Stainless Steel Roller Bearing
- SSW Steel Side Washer
- SWH Heat-treated Side Washer
- T Through Bore (6"x2" ALTWOW wheel only)
- TG Thread Guards

WHEEL

PART NUMBER

| Diameter | Tread Width | Capacity Lbs. | Hub Length | Standard Bore | Alternative Bore | Bearing Type | Part Number | Wheel Weight (lbs) |
|----------|-------------|---------------|-------------|--------------------|--------------------|------------------|---------------|--------------------|
| 4" | 2" | 750 | 2 3/16" | 1 3/16" | - | Plain | W-7004-ALT | 0.62 |
| | | 750 | 2 3/8" | 1/2" | 3/8" * 5/8" * 3/4" | Roller | W-7004-ALT-RB | 1.06 |
| 5" | 2" | 950 | 2 3/16" | 1 3/16" | - | Plain | W-7005-ALT | 0.90 |
| | | 950 | 2 3/8" | 1/2" | 3/8" * 5/8" * 3/4" | Roller | W-7005-ALT-RB | 1.34 |
| 6" | 2" | 1,150 | 2 3/16" | 1 3/16" | - | Plain | W-7006-ALT | 1.45 |
| | | 1,150 | 2 3/8" | 1/2" | 3/8" * 5/8" * 3/4" | Roller | W-7006-ALT-RB | 1.89 |
| | 1,150 | 2 3/16" | 1 3/16" | - | Plain | W-7006-ALTWOW* | 1.16 | |
| | 1,150 | 2 3/8" | 1/2" | 3/8" * 5/8" * 3/4" | Roller | W-7006-ALTWOW-RB | 1.60 | |
| 6" | 2 1/2" | 1,300 | 2 3/4" | 1 15/16" | - | Plain | W-7106-ALT | 1.60 |
| | 1,300 | 2 27/32" | 3/4" | 1" * 1 1/4" | Roller | W-7106-ALT-RB | 3.25 | |
| 8" | 2" | 1,200 | 2 3/16" | 1 3/16" | - | Plain | W-7008-ALT | 2.00 |
| | | 1,200 | 2 3/8" | 1/2" | 5/8" * 3/4" | Roller | W-7008-ALT-RB | 2.44 |
| | 2 1/2" | 1,400 | 2 3/4" | 1 15/16" | - | Plain | W-7108-ALT | 2.90 |
| 1,400 | 2 27/32" | 3/4" | 1" * 1 1/4" | Roller | W-7108-ALT-RB | 4.55 | | |

SPECIAL:

- Resistant to most chemicals
- Non-marking
- Moisture friendly
- Maintenance free
- One piece solid ALThane

* Custom sizes available

- ◆ wheel has one closed side to eliminate side washer and for easier assembly

Caster Depot®


casterdepot.com



BALLOON CUSHION

WHEELS

350-550LBS



FEATURES

BEARINGS: Plain, Ball
TEMPERATURE: -30°F to 180°F
COLOURS: Aluminum Core, Grey Tread (non-marking)
DUROMETER: 65-70 A scale

DESCRIPTION: Balloon Cushion non-marking tread with high tensile grey aluminum core and ball bearings for quiet movement, smooth ride and excellent floor protection. High degree of resistance to shock and to rusting.

EXCELLENT FOR:

- Economical
- Cushion ride
- Quiet & easy rolling
- Shock & Vibration
- Prolonging equipment life
- Floor Protection
- Rejects floor debris
- Platform trucks
- Food Service equipment
- Hotel Equipment
- Small waste bins
- Large stock trucks
- Factory use
- Textile carts
- Abusive applications



BALLOON CUSHION GREY

WHEEL

PART NUMBER

| Diameter | Tread Width | Capacity Lbs. | Hub Length | Standard Bore | Alternative Bore | Bearing Type | Part Number | Wheel Weight (lbs) |
|----------|-------------|---------------|------------|---------------|------------------|--------------|----------------|--------------------|
| 5" | 2" | 350 | 2 3/16" | 1 3/8" | - | Plain | W-7005-ARG | 2.00 |
| | | 350 | 2 1/4" | 1 1/2" | 5/8" * 3/4" | Ball | W-7005-ARG-BB | 2.25 |
| 6" | 2 1/8" | 450 | 2 3/16" | 1 3/8" | - | Plain | W-7006-BARG | 2.34 |
| | | 450 | 2 1/4" | 1 1/2" | 5/8" * 3/4" | Ball | W-7006-BARG-BB | 2.58 |
| 8" | 2 1/4" | 550 | 2 1/4" | 1 3/8" | - | Plain | W-7008-BARG | 3.86 |
| | | 550 | 2 1/2" | 1 1/2" | 5/8" * 3/4" | Ball | W-7008-BARG-BB | 4.12 |

OPTIONS:

- BB Ball Bearing
 TG Thread Guards

CasterDepot®



FREEDOM™

WHEELS

700-1,200LBS



FEATURES

BEARINGS: Precision ball bearing
TEMPERATURE: -45°F to 230°F
COLOURS: Blue Tread, Aluminum Core
DUROMETER: 95 A Scale (40-45 D)

DESCRIPTION: Freedom™ wheel the aluminum core/envirothane crowned tread (chemically and mechanically bonded) is non-marking with debris-rejecting tread. This wheel allows for an easy, smooth and quiet ride. The Moldon Aluminum Urethane is excellent when looking for a wheel that will give maximum floor protection while carrying light or heavy weight loads. High degree of resistance to shock or vibration and rusting.

EXCELLENT FOR:

- Moist and wet environments
- Push/Pull Ease
- Smooth, Easy Rolling and Longevity
- Quiet Ride
- Absorbs Shock and Vibrations
- Prolonging of Equipment Life
- Factory Use
- Floor Protection
- Towline Applications
- Platform and Stock Trucks
- Outdoor Use and Heavy Loads
- Ease of Maneuverability
- Heavy Material Handling
- Abusive Applications



FREEDOM™

| WHEEL | | | | | | PART NUMBER | | | |
|----------|-------------|---------------|------------|---------------|------------------|--------------|---------------|--------------------|--|
| Diameter | Tread Width | Capacity Lbs. | Hub Length | Standard Bore | Alternative Bore | Bearing Type | Part Number | Wheel Weight (lbs) | |
| 4" | 2" | 750 | 2 3/16" | 1/2" | - | Precision | W-7004-FDM-PB | 1.43 | |
| 5" | 2" | 750 | 2 3/16" | 1/2" | - | Precision | W-7005-FDM-PB | 1.76 | |
| 6" | 2" | 1,000 | 2 3/16" | 1/2" | - | Precision | W-7006-FDM-PB | 2.67 | |
| 8" | 2" | 1,200 | 2 3/16" | 1/2" | - | Precision | W-7008-FDM-PB | 4.25 | |

OPTIONS:

PBSS Stainless Steel Precision Bearing
 TG Thread Guard

SPECIAL:

Non-marking
 Debris-Rejecting Tread
 Moisture friendly
 Maintenance free
 Light Weight
 High Load Capacity

Caster Depot®

casterdepot.com



ENVIROTHANE™

WHEELS

75-1,600 LBS



FEATURES

BEARINGS: Plain, Nylon, Ball, Precision Ball Bearing, Roller Bearing
TEMPERATURE: -45°F to 230°F
COLOURS: U Black (standard), UG Grey (standard with PB)
 UB Blue, UR Red, UY Caution Yellow, GR Green
 Custom colours available, inquiries welcome.
DUROMETER: 45-65 D scale

DESCRIPTION: Envirothane™ wheels are used for high load capacities. Envirothane™ protects your floor and does not flat spot under static loads. Envirothane™ is non-corrosive, is excellent for abusive applications such as moist & wet environments and is resistant to most chemicals. Virtually maintenance free! Moisture friendly!

EXCELLENT FOR:

- Floor protection
- Factory use
- Moist & wet environments
- Platform & stock trucks
- Outdoor use & heavy loads
- Heavy material handling
- Smooth, easy rolling & longevity
- Towline applications
- Hotel & food service equipment
- Heavy material handling
- Abusive applications
- Ease of maneuverability
- Prolonging of equipment life
- Absorbs shock and vibrations

OPTIONS:

- A Alternative Hub
- BB Ball Bearing
- BBSS Stainless Steel Ball Bearing
- BR Bronze Bushing
- DB Delrin Bearing
- NB Nylon Roller Bearing
- PB Precision Ball Bearing
- PBSS Stainless Steel Precision Bearing
- RB Roller Bearing
- RBC Caged Roller Bearing
- RBSS Stainless Steel Roller Bearing
- SSW Steel Side Washer
- SWH Heat-treated Side Washer
- TG Thread Guards

SPECIAL:

- Resistant to most chemicals
- Non-marking under normal conditions
- Non-corrosive
- Moisture friendly
- Maintenance free
- One piece solid Envirothane™
- Good floor protection
- Crowned tread reduces amount of friction between tread & floor



ENVIROTHANE™

ENVIROTHANE™
TAPERED

ENVIROTHANE™
GREY

ENVIROTHANE™
CROWNED

ENVIROTHANE™
BLUE

ENVIROTHANE™
RED

ENVIROTHANE™
YELLOW

| WHEEL | | | | | | | PART NUMBER | | |
|----------|-------------|---------------|------------|---------------|----------------------------|-----------------|---------------|--------------------|------|
| Diameter | Tread Width | Capacity Lbs. | Hub Length | Standard Bore | Alternative Bore | Bearing Type | Part Number | Wheel Weight (lbs) | |
| 1 3/4" | Ball | 75 | 1 5/8" | 1/4" | - | Nylon | W-0600-U | 0.12 | |
| | Ball | 75 | 1 27/32" | 1/4" | - | Nylon | W-0650-U | 0.17 | |
| 2" | 9/16" | 100 | 1" | 1/4" | - | Nylon | W-0800-UT | 0.09 | |
| | 9/16" | 100 | 1" | 1/4" | 5/16" * 3/8" * 1/2" | Ball | W-0800-UT-BB | 0.22 | |
| 2 1/2" | 7/8" | 125 | 1" | 1/4" | 3/8" | Nylon/Steel | W-0800-U | 0.12 | |
| | 9/16" | 100 | 1" | 1/4" | - | Nylon | W-0820-UT | 0.16 | |
| 2 1/2" | 9/16" | 100 | 1" | 1/4" | 5/16" * 3/8" * 1/2" | Ball | W-0820-UT-BB | 0.27 | |
| | 7/8" | 125 | 1" | 1/4" | 3/8" | Nylon/Steel | W-0820-U | 0.15 | |
| 2 5/8" | 1 1/2" | 400 | 1 9/16" | 12mm | - | Roller | W-54260-UG-RB | 0.37 | |
| 3" | 7/8" | 125 | 1" | 1/4" | 3/8" | Nylon/Steel | W-0830-U | 0.20 | |
| | 1" | 150 | 1 3/16" | 5/16" | 3/8" * 1/2" | Nylon | W-1030-U | 0.30 | |
| | | 150 | 1 3/8" | 5/16" A | 3/8" A * 1/2" A | Nylon | W-1030-U | 0.31 | |
| | | 150 | 1 7/16" | 5/16" | 3/8" * 1/2" | Ball | W-1030-U-BB | 0.46 | |
| | 1 1/4" | 350 | 1 3/8" | 5/16" | 5/16" | 3/8" * 1/2" | Nylon | W-1930-U | 0.35 |
| 350 | | 1 9/16" | 5/16" A | 5/16" A | 3/8" A * 1/2" A | Nylon | W-1930-U | 0.36 | |
| 350 | | 1 5/8" | 5/16" | 5/16" | 3/8" * 1/2" | Ball | W-1930-U-BB | 0.53 | |
| 1 1/2" | 400 | 1 5/8" | 1 3/16" | 1 3/16" | - | Plain | W-6203-U | 0.37 | |
| | 400 | 1 5/8" | 3/8" | 3/8" | 5/16" * 1/2" | Delrin | W-6203-U-DB | 0.45 | |
| | 400 | 1 13/16" | 1/2" | 1/2" | 5/16" * 3/8" * 5/8" * 3/4" | Roller | W-6203-U-RB | 0.67 | |
| 4" | 1" | 150 | 1 3/16" | 5/16" | 3/8" * 1/2" | Nylon | W-1040-U | 0.46 | |
| | | 150 | 1 3/8" | 5/16" A | 3/8" A * 1/2" A | Nylon | W-1040-U | 0.47 | |
| | | 150 | 1 7/16" | 5/16" | 3/8" * 1/2" | Ball | W-1040-U-BB | 0.63 | |
| | 1 1/4" | 350 | 1 3/8" | 5/16" | 5/16" | 3/8" * 1/2" | Nylon | W-1940-U | 0.54 |
| | | 350 | 1 9/16" | 5/16" A | 5/16" A | 3/8" A * 1/2" A | Nylon | W-1940-U | 0.55 |
| 350 | 1 5/8" | 5/16" | 5/16" | 3/8" * 1/2" | Ball | W-1940-U-BB | 0.71 | | |

* Custom sizes available

ENVIROTHANE™

WHEELS

casterdepot.com

WHEELS

CUSTOM SIZES AVAILABLE

| WHEEL | | | | | | PART NUMBER | | | |
|----------|-------------|---------------|------------|---------------|------------------------------|---|---|--------------------|------|
| Diameter | Tread Width | Capacity Lbs. | Hub Length | Standard Bore | Alternative Bore | Bearing Type | Part Number | Wheel Weight (lbs) | |
| 4" | 1 1/2" | 500 | 1 5/8" | 1 3/16" | - | Plain Nylon Roller Precision | W-6204-U | 0.62 | |
| | | 500 | 1 5/8" | 3/8" | 5/16" * 1/2" | | W-6204-U | 0.64 | |
| | | 500 | 1 13/16" | 1/2" | 5/16" * 3/8" * 5/8" * 3/4" | | W-6204-U-RB | 0.92 | |
| | | 500 | 1 7/8" | 1/2" | - | | W-6204-UG-PB-TG | 1.01 | |
| | 2" | 650 | 2 3/16" | 1 3/16" | - | Plain Roller Precision | W-7004-U | 0.82 | |
| | | 650 | 2 3/8" | 1/2" | 3/8" * 5/8" * 3/4" | | W-7004-U-RB | 1.26 | |
| | | 650 | 2 7/16" | 1/2" | - | | W-7004-UG-PB-TG | 1.25 | |
| | | | | | | | | | |
| 5" | 1" | 150 | 1 3/16" | 5/16" | 3/8" * 1/2" | Nylon Nylon Ball | W-1050-U | 0.71 | |
| | | 150 | 1 3/8" | 5/16" A | 3/8" A * 1/2" A | | W-1050-U | 0.72 | |
| | | 150 | 1 7/16" | 5/16" | 3/8" * 1/2" | | W-1050-U-BB | 0.87 | |
| | 1 1/4" | 350 | 1 3/8" | 5/16" | 3/8" * 1/2" | Nylon Nylon Ball | W-1950-U | 0.81 | |
| | | 350 | 1 9/16" | 5/16" A | 3/8" A * 1/2" A | | W-1950-U | 0.82 | |
| | | 350 | 1 5/8" | 5/16" | 3/8" * 1/2" | | W-1950-U-BB | 0.98 | |
| | 1 1/2" | 600 | 1 5/8" | 1 3/16" | - | Plain Nylon Roller Precision | W-6205-U | 1.08 | |
| | | 600 | 1 5/8" | 3/8" | 5/16" * 1/2" | | W-6205-U | 1.10 | |
| | | 600 | 1 13/16" | 1/2" | 5/16" * 3/8" * 5/8" * 3/4" | | W-6205-U-RB | 1.38 | |
| | | 600 | 1 7/8" | 1/2" | - | | W-6205-UG-PB-TG | 1.47 | |
| | 2" | 800 | 2 3/16" | 1 3/16" | - | Plain Roller Precision | W-7005-U | 1.30 | |
| | | 800 | 2 3/8" | 1/2" | 3/8" * 5/8" * 3/4" | | W-7005-U-RB | 1.74 | |
| 800 | | 2 7/16" | 1/2" | - | W-7005-UG-PB-TG | | 1.82 | | |
| 2 1/2" | 1,100 | 2 3/4" | 1 15/16" | - | Plain Roller Precision | W-7105-U | 2.04 | | |
| | 1,100 | 2 27/32" | 3/4" | 1" * 1 1/4" | | W-7105-U-RB | 3.43 | | |
| | 1,100 | 3" | 3/4" | - | | W-7105-UG-PB-TG | 3.34 | | |
| 6" | 1 1/2" | 700 | 1 5/8" | 1 3/16" | - | Plain Delrin Roller Precision | W-6206-U | 1.36 | |
| | | 700 | 1 5/8" | 3/8" | 1/2" | | W-6206-U-DB | 1.55 | |
| | | 700 | 1 13/16" | 1/2" | 3/8" * 5/8" * 3/4" | | W-6206-U-RB | 1.66 | |
| | | 700 | 1 7/8" | 1/2" | - | | W-6206-U-PB-TG | 1.80 | |
| | 2" | 950 | 2 3/16" | 1 3/16" | - | Plain Roller Precision Precision | W-7006-U | 1.98 | |
| | | 950 | 2 3/8" | 1/2" | 3/8" * 5/8" * 3/4" | | W-7006-U-RB | 2.42 | |
| | | 950 | 2 7/16" | 1/2" | - | | W-7006-UG-PB-TG | 2.23 | |
| | | 950 | 2 7/16" | 1/2" | - | | W-7006-UGC-PB-TG | 2.18 | |
| | 2 1/2" | 1,200 | 2 3/4" | 1 15/16" | - | Plain Roller Precision | W-7106-U | 2.40 | |
| | | 1,200 | 2 27/32" | 3/4" | 1" * 1 1/4" | | W-7106-U-RB | 4.05 | |
| | | 1,200 | 3" | 3/4" | - | | W-7106-UG-PB-TG | 3.96 | |
| | 8" | 2" | 1,100 | 2 3/16" | 1 3/16" | - | Plain Roller Precision Precision | W-7008-U | 2.94 |
| 1,100 | | | 2 3/8" | 1/2" | 3/8" * 5/8" * 3/4" | W-7008-U-RB | | 3.38 | |
| 1,100 | | | 2 7/16" | 1/2" | - | W-7008-UG-PB-TG | | 3.41 | |
| 1,100 | | | 2 7/16" | 1/2" | - | W-7008-UGC-PB-TG | | 3.37 | |
| 2 1/2" | | 1,600 | 2 3/4" | 1 15/16" | - | Plain Roller Precision | W-7108-U | 4.36 | |
| | | 1,600 | 2 27/32" | 3/4" | 1" * 1 1/4" | | W-7108-U-RB | 6.01 | |
| | | 1,600 | 3" | 3/4" | - | | W-7108-UG-PB-TG | 5.70 | |
| | | | | | | | | | |



HARD RUBBER

WHEELS

100-275 LBS



FEATURES

BEARINGS: Nylon, Steel
TEMPERATURE: -45°F to 160°F
COLOURS: Black, Grey
DUROMETER: 70-80 D scale

DESCRIPTION: This Solid Hard Rubber wheel is used for higher load capacities than soft rubber. Good floor protection and easier mobility. Will not develop flat spots under standing loads. High resistance to oil, grease and mild or diluted acids.

EXCELLENT FOR:

- Economical
- Resistant to most chemicals
- Rejects floor debris
- Small waste bins
- Factory use
- Textile carts
- Abusive applications



HARD RUBBER



HARD RUBBER GREY

WHEEL

PART NUMBER

| Diameter | Tread Width | Capacity Lbs. | Hub Length | Standard Bore | Alternative Bore | Bearing Type | Part Number | Wheel Weight (lbs) |
|----------|-------------|---------------|------------|---------------|------------------|--------------|-------------|--------------------|
| 2" | 7/8" | 100 | 3 1/32" | 1/4" | - | Nylon | W-4002-HR | 0.16 |
| 2 1/2" | 1 1/8" | 150 | 1 3/8" | 5/16" | - | Nylon | W-4025-HR | 0.32 |
| 3" | 1 1/4" | 250 | 1 3/8" | 5/16" | 3/8" * 1/2" | Steel | W-1930-HR | 0.56 |
| | | 250 | 1 3/8" | 1/2" | 5/16" * 3/8" | Steel | W-1930-HRG | 0.56 |
| | | 250 | 1 9/16" | 3/8" | 5/16" | Nylon | W-4003-HR | 0.50 |
| 3 1/2" | 1 1/4" | 250 | 1 1/2" | 3/8" | 5/16" | Nylon | W-5235-HR | 0.73 |
| 4" | 1 1/4" | 250 | 1 3/8" | 5/16" | 3/8" * 1/2" | Steel | W-1940-HR | 0.90 |
| | | 250 | 1 3/8" | 1/2" | 5/16" * 3/8" | Steel | W-1940-HRG | 0.90 |
| 5" | 1 1/4" | 275 | 2" | 3/8" | 7/16" | Nylon | W-4004-HR | 1.14 |
| | | 250 | 1 3/8" | 5/16" | 3/8" * 1/2" | Steel | W-1950-HR | 1.40 |
| | | 250 | 1 1/2" | 3/8" | - | Nylon | W-5005-HR | 1.30 |

OPTIONS:

TG Thread Guards
 (1900 series wheels only)

SPECIAL:

Resistant to most chemicals
 Good floor protection
 Non-marking
 Maintenance free
 Steel bearings may be substituted for nylon

Caster Depot®



ICE™ WHEELS

80-100 LBS



FEATURES

BEARINGS: Precision ball bearing
TEMPERATURE: -45°F to 180°F
COLOURS: Clear, Blue, Black, Green, Orange, Purple, Pink, Red
DUROMETER: 50-60 D scale

DESCRIPTION: This solid non-marking polyurethane wheel is securely bonded mechanically to its polyolefin core to prevent separation. Top quality wheel provides for good floor protection and will not flat spot under standing loads. Excellent rollability under load provided by precision ball bearings. It is resistant to chemicals and excellent for all floor surfaces.

EXCELLENT FOR:

- Economical
- Display racks
- Good Floor Protection
- Resistant to most chemicals
- Cushion ride
- Prolonging equipment life
- Easy rollability under load



ICE CLEAR (ICE)

ICE BLUE (ICEB)

ICE BLACK (ICEBL)

ICE GREEN (ICEG)

ICE ORANGE (ICEO)

ICE PURPLE (ICEP)

ICE PINK (ICEPI)

ICE RED (ICER)

WHEEL

PART NUMBER

| Diameter | Tread Width | Capacity Lbs. | Hub Length | Standard Bore | Alternative Bore | Bearing Type | Part Number | Wheel Weight (lbs) |
|----------|-------------|---------------|------------|---------------|------------------|--------------|-----------------|--------------------|
| 2" | 7/8" | 80 | 1 3/64" | 1/4" | - | Precision | W-0800-ICE-PB | 0.16 |
| | | 80 | 1 3/64" | 1/4" | - | Precision | W-0800-ICEB-PB | 0.16 |
| | | 80 | 1 3/64" | 1/4" | - | Precision | W-0800-ICEBL-PB | 0.16 |
| | | 80 | 1 3/64" | 1/4" | - | Precision | W-0800-ICEG-PB♦ | 0.16 |
| | | 80 | 1 3/64" | 1/4" | - | Precision | W-0800-ICER-PB | 0.16 |
| 2 5/16" | 3/4" | 80 | 1 3/64" | 1/4" | - | Precision | W-0820-ICE-PB | 0.16 |
| | | 80 | 1 3/64" | 1/4" | - | Precision | W-0820-ICEB-PB | 0.16 |
| | | 80 | 1 3/64" | 1/4" | - | Precision | W-0820-ICEG-PB | 0.16 |
| | | 80 | 1 3/64" | 1/4" | - | Precision | W-0820-ICER-PB♦ | 0.16 |
| 3" | 15/16" | 100 | 1 3/64" | 1/4" | - | Precision | W-0830-ICE-PB | 0.25 |
| | | 100 | 1 3/64" | 1/4" | - | Precision | W-0830-ICEB-PB | 0.25 |
| | | 100 | 1 3/64" | 1/4" | - | Precision | W-0830-ICEG-PB | 0.25 |
| | | 100 | 1 3/64" | 1/4" | - | Precision | W-0830-ICEO-PB♦ | 0.25 |
| | | 100 | 1 3/64" | 1/4" | - | Precision | W-0830-ICEP-PB♦ | 0.25 |
| | | 100 | 1 3/64" | 1/4" | - | Precision | W-0830-ICEPI-PB | 0.25 |
| | | 100 | 1 3/64" | 1/4" | - | Precision | W-0830-ICER-PB | 0.25 |

SPECIAL:

- Smooth rolling
- Non-marking
- Quiet & easy rolling
- Long life tread
- Ball bearings
- Custom colours available upon request

♦ Custom order run 2,500 pieces minimum. Call for availability

Caster Depot®



HIGH TEMP LAVA™ WHEELS

600-1,300 LBS



FEATURES

BEARINGS: Plain, Ball, Roller Bearing, Caged Roller Bearing
TEMPERATURE: -45°F to 475°F continuously, 525°F intermittently
COLOURS: Black
DESCRIPTION: This non-marking wheel features an exclusively developed proprietary nylon material which is excellent for high load capacities.

The LAVA™ wheel is extremely ergonomically efficient, as it requires minimum effort to roll and swivel with heavy loads. LAVA™ wheel resists hard impacts and is resistant to most chemicals, solvents, gases, acids, steam cleaning and does not absorb water! This wheel is ideal for industrial and institutional applications.

DUROMETER: 85 (+/-) D scale

EXCELLENT FOR:

- Floor protection
- Factory use
- Push/Pull Ease
- Waste bins
- Platform and Stock trucks
- High temperature applications
- Heavy material handling
- Smooth, easy rolling
- Abusive applications
- Bakery applications
- Prolonging of equipment life



LAVA™



LAVA™(LVW)



LAVA™(LVW)



LAVA™(LVW)



LAVA™(LVW)

OPTIONS:

- BB Ball Bearing
- BR Bronze Bushing
- RB Roller Bearing
- RBC Caged Roller Bearing
- RBSS Stainless Steel Roller Bearing
- SWH Heat-treated Side Washer
- T Through Bore (2" wheel tread)

SPECIAL:

- Resistant to most chemicals
- Non-marking
- Debris rejecting tread
- Moisture Friendly
- Maintenance free
- One piece solid LAVA™
- Same capacity as steel wheels

WHEEL

PART NUMBER

| Diameter | Tread Width | Capacity Lbs. | Hub Length | Standard Bore | Alternative Bore | Bearing Type | Part Number | Wheel Weight (lbs) |
|----------|-------------|---------------|------------|---------------|--------------------|--------------|---------------|--------------------|
| 3" | 1 1/2" | 600 | 1 5/8" | 3/8" | 5/16" | Steel | W-6203-LV | 0.50 |
| | | 600 | 1 5/8" | 1 3/16" | 1/2" * 5/8" | Plain | W-6203-LV | 0.42 |
| | | 600 | 1 13/16" | 1/2" | 3/8" * 5/8" * 3/4" | Roller | W-6203-LV-RB | 0.82 |
| 4" | 1 1/2" | 700 | 1 5/8" | 3/8" | 5/16" | Steel | W-6204-LV | 0.73 |
| | | 700 | 1 5/8" | 1 3/16" | 1/2" * 5/8" | Plain | W-6204-LV | 0.71 |
| | | 700 | 1 13/16" | 1/2" | 3/8" * 5/8" * 3/4" | Roller | W-6204-LV-RB | 1.11 |
| | 2" | 800 | 2 3/16" | 1 3/16" | - | Plain | W-7004-LV* | 0.63 |
| | | 800 | 2 3/8" | 1/2" | 5/8" * 3/4" | Roller | W-7004-LV-RB | 1.12 |
| | | 900 | 2 3/16" | 1 3/16" | - | Plain | W-7004-LVW* | 0.89 |
| 5" | 1 1/2" | 800 | 1 5/8" | 3/8" | 5/16" | Steel | W-6205-LV | 1.05 |
| | | 800 | 1 5/8" | 1 3/16" | 1/2" * 5/8" | Plain | W-6205-LV | 0.97 |
| | | 800 | 1 13/16" | 1/2" | 3/8" * 5/8" * 3/4" | Roller | W-6205-LV-RB | 1.37 |
| | 2" | 800 | 2 3/16" | 1 3/16" | - | Plain | W-7005-LV* | 0.84 |
| | | 800 | 2 3/8" | 1/2" | 5/8" * 3/4" | Roller | W-7005-LV-RB | 1.33 |
| | | 1,100 | 2 3/16" | 1 3/16" | - | Plain | W-7005-LVW* | 1.20 |
| 6" | 2" | 1,100 | 2 3/8" | 1/2" | 5/8" * 3/4" | Roller | W-7005-LVW-RB | 1.64 |
| | | 1,100 | 2 3/16" | 1 3/16" | - | Plain | W-7006-LV* | 1.06 |
| | | 1,100 | 2 3/8" | 1/2" | 5/8" * 3/4" | Roller | W-7006-LV-RB | 1.55 |
| | 2" | 1,200 | 2 3/16" | 1 3/16" | - | Plain | W-7006-LVW* | 1.64 |
| | | 1,200 | 2 3/8" | 1/2" | 5/8" * 3/4" | Roller | W-7006-LVW-RB | 2.04 |
| | | 1,200 | 2 3/16" | 1 3/16" | - | Plain | W-7008-LV* | 1.84 |
| 8" | 2" | 1,200 | 2 3/8" | 1/2" | 5/8" * 3/4" | Roller | W-7008-LV-RB | 2.33 |
| | | 1,300 | 2 3/16" | 1 3/16" | - | Plain | W-7008-LVW* | 2.25 |
| | 2" | 1,300 | 2 3/8" | 1/2" | 5/8" * 3/4" | Roller | W-7008-LVW-RB | 2.69 |

* wheel has one closed side to eliminate side washer and for easier assembly



MOLDON ALUM. RUBBER 250-600 LBS WHEELS



FEATURES

BEARINGS: Plain, Annular, Ball, Delrin, Nylon, Roller, Caged Roller Bearing
TEMPERATURE: -45°F to 160°F
COLOURS: Aluminum Core, Grey Tread (1 1/4" tread)
 Aluminum Core, Black Tread (2" tread)
DUROMETER: 95 Shore A

DESCRIPTION: Moldon Rubber is secured to aluminum for full floor protection and quiet movement. High degree of resistance to shock or vibration and rusting.

EXCELLENT FOR:

- Moist & wet environments
- Resistant to most chemicals
- Cushion ride
- Quiet & easy rolling
- Shock & vibration
- Prolonging equipment life
- Floor protection
- Rejects floor debris
- Platform trucks
- Food service & hotel equipment
- Small waste bins
- Large stock trucks
- Factory use
- Economical
- Textile carts
- Abusive applications



MOLDON ALUMINUM RUBBER



MOLDON ALUMINUM RUBBER

WHEEL

PART NUMBER

| Diameter | Tread Width | Capacity Lbs. | Hub Length | Standard Bore | Alternative Bore | Bearing Type | Part Number | Wheel Weight (lbs) |
|----------|-------------|---------------|------------|---------------|--------------------|--------------|---------------|--------------------|
| 3 1/2" | 1 1/4" | 250 | 1 9/16" | 3/8" | 5/16" | Annular | W-5235-MAR-AB | .65 |
| 4" | 1 1/4" | 250 | 1 9/16" | 3/8" | 5/16" | Annular | W-5204-MAR-AB | .80 |
| | 2" | 400 | 2 3/16" | 1 3/16" | - | Plain | W-7004-MAR | 1.20 |
| 5" | 2" | 400 | 2 3/8" | 1/2" | 3/8" * 5/8" * 3/4" | Roller | W-7004-MAR-RB | 1.64 |
| | | 275 | 1 9/16" | 3/8" | 5/16" | Annular | W-5205-MAR-AB | 1.07 |
| 6" | 2" | 500 | 2 3/16" | 1 3/16" | - | Plain | W-7005-MAR | 1.50 |
| | | 500 | 2 3/8" | 1/2" | 3/8" * 5/8" * 3/4" | Roller | W-7005-MAR-RB | 1.94 |
| 8" | 2" | 500 | 2 3/16" | 1 3/16" | - | Plain | W-7006-MAR | 2.02 |
| | | 500 | 2 3/8" | 1/2" | 3/8" * 5/8" * 3/4" | Roller | W-7006-MAR-RB | 2.46 |
| 8" | 2" | 600 | 2 3/16" | 1 3/16" | - | Plain | W-7008-MAR | 2.86 |
| | | 600 | 2 3/8" | 1/2" | 3/8" * 5/8" * 3/4" | Roller | W-7008-MAR-RB | 3.30 |

OPTIONS:

- BB Ball Bearing
- BR Bronze Bushing
- DB Delrin Bearing
- NB Nylon Roller Bearing
- NBSS Stainless Steel Nylon Roller Bearing
- RB Roller Bearing
- RBC Caged Roller Bearing
- RBSS Stainless Steel Roller Bearing
- SSW Steel Side Washer
- SWH Heat-treated Side Washer
- TG Thread Guard
- Z Zerk in Wheel

SPECIAL:

- NB may be substituted for RB
- Resistant to most chemicals
- Moisture friendly
- Maintenance free
- Non-rusting core



MOLDON ALUM. URETHANE

WHEELS

700-1,500 LBS



FEATURES

BEARINGS: Plain, Ball, Delrin, Nylon, Roller, Caged Roller Bearing
TEMPERATURE: -45°F to 180°F
COLOURS: Aluminum Core, Red Tread
DUROMETER: 90 - 95 A Scale

DESCRIPTION: Moldon Aluminum Urethane is secured to aluminum core. This wheel allows for an easy, smooth, quiet ride. The Moldon Aluminum Urethane is excellent when looking for a wheel that will give maximum floor protection while carrying heavy loads. The tread is chemically resistant and the core is resistant to rust.

EXCELLENT FOR:

- Moist and wet environments
- Resistant to most chemicals
- Cushion ride
- Quiet and easy rolling
- Shock and vibration
- Prolonging equipment life
- Floor protection
- Rejects floor debris
- Platform trucks
- Food service and hotel equipment
- Large stock trucks
- Factory use
- Textile carts
- Abusive applications



MOLDON ALUMINUM URETHANE

OPTIONS:

- BB Ball Bearing
- BR Bronze Bushing
- DB Delrin Bearing
- NB Nylon Roller Bearing
- NBSS Stainless Steel Nylon Roller Bearing
- RB Roller Bearing
- RBC Caged Roller Bearing
- RBSS Stainless Steel Roller Bearing
- SSW Steel Side Washer
- SWH Heat-treated Side Washer
- TG Thread Guard
- Z Zerk in Wheel

SPECIAL:

- NB may be substituted for RB
- Resistant to most chemicals
- Non-marking
- Moisture friendly
- Maintenance free

| WHEEL | | | | | | PART NUMBER | | | |
|----------|-------------|---------------|------------|---------------|----------------------------|--------------|---------------|--------------------|--|
| Diameter | Tread Width | Capacity Lbs. | Hub Length | Standard Bore | Alternative Bore | Bearing Type | Part Number | Wheel Weight (lbs) | |
| 4" | 1 1/2" | 700 | 1 5/8" | 1 3/16" | - | Plain Roller | W-6204-MAU | 0.79 | |
| | | 700 | 1 13/16" | 1/2" | 5/16" * 3/8" * 5/8" * 3/4" | | W-6204-MAU-RB | 1.09 | |
| | 2" | 800 | 2 3/16" | 1 3/16" | - | Plain Roller | W-7004-MAU | 1.00 | |
| | | 800 | 2 3/8" | 1/2" | 3/8" * 5/8" * 3/4" | | W-7004-MAU-RB | 1.44 | |
| 5" | 1 1/2" | 800 | 1 5/8" | 1 3/16" | - | Plain Roller | W-6205-MAU | 1.14 | |
| | | 800 | 1 13/16" | 1/2" | 5/16" * 3/8" * 5/8" * 3/4" | | W-6205-MAU-RB | 1.44 | |
| | 2" | 900 | 2 3/16" | 1 3/16" | - | Plain Roller | W-7005-MAU | 1.40 | |
| | | 900 | 2 3/8" | 1/2" | 3/8" * 5/8" * 3/4" | | W-7005-MAU-RB | 1.84 | |
| 6" | 1 1/2" | 900 | 1 5/8" | 1 3/16" | - | Plain Roller | W-6206-MAU | 1.48 | |
| | | 900 | 1 13/16" | 1/2" | 5/16" * 3/8" * 5/8" * 3/4" | | W-6206-MAU-RB | 1.78 | |
| | 2" | 1,200 | 2 3/16" | 1 3/16" | - | Plain Roller | W-7006-MAU | 1.98 | |
| | | 1,200 | 2 3/8" | 1/2" | 3/8" * 5/8" * 3/4" | | W-7006-MAU-RB | 2.42 | |
| 8" | 2" | 1,500 | 2 3/16" | 1 3/16" | - | Plain Roller | W-7008-MAU | 3.04 | |
| | | 1,500 | 2 3/8" | 1/2" | 3/8" * 5/8" * 3/4" | | W-7008-MAU-RB | 3.48 | |



MOLDON POLY. URETHANE

WHEELS

500-1,400 LBS



FEATURES

BEARINGS: Plain, Ball, Delrin, Nylon, Roller, Caged Roller Bearing
TEMPERATURE: -45°F to 180°F
COLOURS: Grey Core, Red Tread
DUROMETER: 50 - 60 D Scale

DESCRIPTION: This non-marking Urethane treaded wheel is securely bonded mechanically to its polyolefin core to prevent separation. It is highly resistant to chemicals and excellent for all floor surfaces. This wheel provides for high load capacities and is rust proof. 100% Moisture friendly.

EXCELLENT FOR:

- Economical
- Moist and wet environments
- Resistant to most chemicals
- Cushion ride
- Quiet and easy rolling
- Shock and vibration
- Prolonging equipment life
- Floor protection
- Rejects floor debris
- Platform trucks
- Food service and hotel equipment
- Small waste bins
- Large stock trucks
- Factory use
- Textile carts
- Abusive applications



MOLDON POLYOLEFIN URETHANE

OPTIONS:

- BB Ball Bearing
- BR Bronze Bushing
- DB Delrin Bearing
- NB Nylon Roller Bearing
- RB Roller Bearing
- RBC Caged Roller Bearing
- RBSS Stainless Steel Roller Bearing
- SSW Steel Side Washer
- SWH Heat-treated Side Washer
- TG Thread Guard

SPECIAL:

- Non-marking
- Moisture friendly
- Long life tread
- Resistant to most chemicals
- Custom colours available upon request

| WHEEL | | | | | | PART NUMBER | | | |
|----------|-------------|---------------|---------------|---------------|----------------------------|--------------|---------------|--------------------|--|
| Diameter | Tread Width | Capacity Lbs. | Hub Length | Standard Bore | Alternative Bore | Bearing Type | Part Number | Wheel Weight (lbs) | |
| 4" | 1 1/2" | 500 | 1 5/8" | 1 3/16" | 5/16" * 3/8" * 5/8" * 3/4" | Plain Roller | W-6204-MPU | 0.54 | |
| | | 500 | 1 13/16" | 1/2" | | | W-6204-MPU-RB | 0.84 | |
| 4" | 2" | 700 | 2 3/16" | 1 3/16" | 3/8" * 5/8" * 3/4" | Plain Roller | W-7004-MPU | 0.78 | |
| | | 700 | 2 3/8" | 1/2" | | | W-7004-MPU-RB | 1.22 | |
| 5" | 1 1/2" | 600 | 1 5/8" | 1 3/16" | 5/16" * 3/8" * 5/8" * 3/4" | Plain Roller | W-6205-MPU | 0.82 | |
| | | 600 | 1 13/16" | 1/2" | | | W-6205-MPU-RB | 1.12 | |
| 5" | 2" | 900 | 2 3/16" | 1 3/16" | 3/8" * 5/8" * 3/4" | Plain Roller | W-7005-MPU | 1.28 | |
| | | 900 | 2 3/8" | 1/2" | | | W-7005-MPU-RB | 1.72 | |
| 6" | 1 1/2" | 700 | 1 5/8" | 1 3/16" | 5/16" * 3/8" * 5/8" * 3/4" | Plain Roller | W-6206-MPU | 1.08 | |
| | | 700 | 1 13/16" | 1/2" | | | W-6206-MPU-RB | 1.38 | |
| | 2" | 900 | 2 3/16" | 1 3/16" | 3/8" * 5/8" * 3/4" | Plain Roller | W-7006-MPU | 1.80 | |
| | | 900 | 2 3/8" | 1/2" | | | W-7006-MPU-RB | 2.24 | |
| 6" | 2 1/2" | 1,000 | 2 3/4" | 1 15/16" | 1" * 1 1/4" | Plain Roller | W-7106-MPU | 2.17 | |
| | | 1,000 | 2 27/32" | 3/4" | | | W-7106-MPU-RB | 3.82 | |
| | 3" | 1,100 | 3 1/4" | 1 15/16" | 1" * 1 1/4" | Plain Roller | W-7506-MPU | 2.54 | |
| 1,100 | 3 7/16" | 3/4" | W-7506-MPU-RB | 4.43 | | | | | |
| 8" | 2" | 1,000 | 2 3/16" | 1 3/16" | 3/8" * 5/8" * 3/4" | Plain Roller | W-7008-MPU | 2.32 | |
| | | 1,000 | 2 3/8" | 1/2" | | | W-7008-MPU-RB | 2.76 | |
| | 2 1/2" | 1,100 | 2 3/4" | 1 15/16" | 1" * 1 1/4" | Plain Roller | W-7108-MPU | 3.31 | |
| | | 1,100 | 2 27/32" | 3/4" | | | W-7108-MPU-RB | 4.96 | |
| 8" | 3" | 1,200 | 3 1/4" | 1 15/16" | 1" * 1 1/4" | Plain Roller | W-7508-MPU | 3.93 | |
| | | 1,200 | 3 7/16" | 3/4" | | | W-7508-MPU-RB | 5.82 | |
| | 2 1/2" | 1,200 | 2 3/4" | 1 15/16" | 1" * 1 1/4" | Plain Roller | W-7110-MPU | 4.48 | |
| 1,200 | | 2 27/32" | 3/4" | W-7110-MPU-RB | | | 6.13 | | |
| 10" | 3" | 1,300 | 3 1/4" | 1 15/16" | 1" * 1 1/4" | Plain Roller | W-7510-MPU | 5.60 | |
| | | 1,300 | 3 7/16" | 3/4" | | | W-7510-MPU-RB | 7.49 | |
| 12" | 2 1/2" | 1,300 | 2 3/4" | 1 15/16" | 1" * 1 1/4" | Plain Roller | W-7112-MPU | 6.00 | |
| | | 1,300 | 2 27/32" | 3/4" | | | W-7112-MPU-RB | 7.65 | |
| | 3" | 1,400 | 3 1/4" | 1 15/16" | 1" * 1 1/4" | Plain Roller | W-7512-MPU | 7.32 | |
| 1,400 | | 3 7/16" | 3/4" | W-7512-MPU-RB | | | 9.21 | | |



MOLDON RUBBER WHEELS

250-1,600 LBS

FEATURES

BEARINGS: Plain, Ball, Delrin, Nylon, Roller, Caged Roller, Tapered
TEMPERATURE: -40°F to 180°F
COLOURS: Black
DUROMETER: 95 A Scale

DESCRIPTION: Moldon Rubber is secured to semi steel core for full floor protection and quiet movement. High degree of resistance to shock or vibration. Highly economical rubber tire.



MOLDON RUBBER

EXCELLENT FOR:

- Floor protection
- Factory use
- Abusive applications
- Platform and Stock trucks
- Economical
- Moist and wet environments
- Cushion ride
- Quiet and easy rolling
- Shock and vibration
- Prolonging equipment life
- Rejects floor debris
- Food service equipment
- Hotel equipment
- Small waste bins

OPTIONS:

- BB Ball Bearing
- BR Bronze Bushing
- DB Delrin Bearing
- NB Nylon Roller Bearing
- NBSS Stainless Steel Nylon Roller Bearing
- RB Roller Bearing
- RBC Caged Roller Bearing
- RBSS Stainless Steel Roller Bearing
- SSW Steel Side Washer
- SWH Heat-treated Side Washer
- TB Tapered Bearing
- TG Thread Guards
- MRR Premium Cast Iron Core

| WHEEL | | | | | | PART NUMBER | | | |
|----------|-------------|---------------|-------------|---------------|--------------------|--------------|---------------|--------------------|--------------|
| Diameter | Tread Width | Capacity Lbs. | Hub Length | Standard Bore | Alternative Bore | Bearing Type | Part Number | Wheel Weight (lbs) | |
| 4" | 1 1/2" | 250 | 1 5/8" | 1 3/16" | - | Plain | W-6204-MR | 2.04 | |
| | | 250 | 1 13/16" | 1/2" | 3/8" * 5/8" * 3/4" | | Roller | W-6204-MR-RB | 2.34 |
| | 2" | 300 | 2 3/16" | 1 3/16" | - | Plain | W-7004-MR | 2.70 | |
| | | 300 | 2 3/8" | 1/2" | 3/8" * 5/8" * 3/4" | | Roller | W-7004-MR-RB | 3.14 |
| 5" | 1 1/2" | 350 | 1 5/8" | 1 3/16" | - | Plain | W-6205-MR | 2.44 | |
| | | 350 | 1 13/16" | 1/2" | 3/8" * 5/8" * 3/4" | | Roller | W-6205-MR-RB | 2.80 |
| | 2" | 450 | 2 3/16" | 1 3/16" | - | Plain | W-7005-MR | 2.72 | |
| | | 450 | 2 3/8" | 1/2" | 3/8" * 5/8" * 3/4" | | Roller | W-7005-MR-RB | 3.16 |
| 6" | 1 1/2" | 450 | 1 5/8" | 1 3/16" | - | Plain | W-6206-MR | 3.00 | |
| | | 450 | 1 13/16" | 1/2" | 3/8" * 5/8" * 3/4" | | Roller | W-6206-MR-RB | 3.32 |
| | 2" | 500 | 2 3/16" | 1 3/16" | - | Plain | W-7006-MR | 3.70 | |
| | | 500 | 2 3/8" | 1/2" | 3/8" * 5/8" * 3/4" | | Roller | W-7006-MR-RB | 4.16 |
| | 2 1/2" | 700 | 2 3/4" | 1 15/16" | - | Plain | W-7106-MR | 5.60 | |
| | | 700 | 2 27/32" | 3/4" | 1" * 1 1/4" | | Roller | W-7106-MR-RB | 7.25 |
| | | 3" | 750 | 3 1/4" | 1 15/16" | - | Plain | W-7506-MR | 6.78 |
| | | | 750 | 3 7/16" | 3/4" | 1" * 1 1/4" | | Roller | W-7506-MR-RB |
| | | | 750 | 3 1/4" | 3/4" | - | Tapered | W-9106-MR-TB | 8.12 |
| | | | 750 | 3 1/4" | 1 15/16" | 1 25/64" | Plain | W-9106-MRR | 9.50 |
| 750 | 3 1/4" | 3/4" | 1" * 1 1/4" | Roller | W-9106-MRR-RB | 9.50 | | | |
| 750 | 3 1/2" | 3/4" | 1" | Tapered | W-9106-MRR-TB | 9.50 | | | |
| 8" | 2" | 600 | 2 3/16" | 1 3/16" | - | Plain | W-7008-MR | 5.48 | |
| | | 600 | 2 3/8" | 1/2" | 3/8" * 5/8" * 3/4" | | Roller | W-7008-MR-RB | 5.96 |
| | 2 1/2" | 850 | 2 3/4" | 1 15/16" | - | Plain | W-7108-MR | 8.58 | |
| | | 850 | 2 27/32" | 3/4" | 1" * 1 1/4" | | Roller | W-7108-MR-RB | 10.23 |
| | 3" | 900 | 3 1/4" | 1 15/16" | - | Plain | W-7508-MR | 10.14 | |
| | | 900 | 3 7/16" | 3/4" | 1" * 1 1/4" | | Roller | W-7508-MR-RB | 12.03 |
| | | 900 | 3 1/4" | 3/4" | - | Tapered | W-9108-MR-TB | 12.00 | |
| | | 900 | 3 1/4" | 1 15/16" | 1 25/32" | Plain | W-9108-MRR | 12.50 | |
| | | 900 | 3 1/4" | 3/4" | 1" * 1 1/4" | Roller | W-9108-MRR-RB | 12.50 | |
| | | 900 | 3 1/2" | 3/4" | 1" * 1 1/4" | Tapered | W-9108-MRR-TB | 12.50 | |

MOLDON RUBBER

WHEELS

WHEELS

| WHEEL | | | | | | PART NUMBER | | | |
|----------|-------------|---------------|------------|---------------|------------------|--------------|----------------|--------------------|-------|
| Diameter | Tread Width | Capacity Lbs. | Hub Length | Standard Bore | Alternative Bore | Bearing Type | Part Number | Wheel Weight (lbs) | |
| 10" | 2 1/2" | 950 | 2 3/4" | 1 15/16" | - | Plain | W-7110-MR | 12.16 | |
| | | 950 | 2 27/32" | 3/4" | 1" * 1 1/4" | Roller | W-7110-MR-RB | 13.81 | |
| | 3" | 1,000 | 3 1/4" | 1 15/16" | - | Plain | W-7510-MR | 14.02 | |
| | | 1,000 | 3 7/16" | 3/4" | 1" * 1 1/4" | Roller | W-7510-MR-RB | 15.91 | |
| | | 1,000 | 3 1/4" | 3/4" | - | Tapered | W-9110-MR-TB | 18.04 | |
| | | 1,000 | 3 1/4" | 1 15/16" | 1 25/32" | Plain | W-9110-MRR | 16.00 | |
| | | 1,000 | 3 1/4" | 3/4" | 1" * 1 1/4" | Roller | W-9110-MRR-RB | 16.00 | |
| | | 1,000 | 3 1/2" | 3/4" | 1" * 1 1/4" | Tapered | W-9110-MRR-TB | 16.00 | |
| | 4" | 1,500 | 4 1/4" | 2 7/16" | - | Plain | W-96104-MRR | 33.00 | |
| | | 1,500 | 4 1/4" | 1 1/4" | 1" * 1 1/2" | Roller | W-96104-MRR-RB | 33.00 | |
| | | 1,500 | 4 1/2" | 1 1/4" | 1" | Tapered | W-96104-MRR-TB | 33.00 | |
| | 12" | 2 1/2" | 950 | 2 3/4" | 1 15/16" | - | Plain | W-7112-MR | 15.20 |
| 950 | | | 2 27/32" | 3/4" | 1" * 1 1/4" | Roller | W-7112-MR-RB | 16.85 | |
| 3" | | 1,200 | 3 1/4" | 1 15/16" | - | Plain | W-7512-MR | 18.46 | |
| | | 1,200 | 3 7/16" | 3/4" | 1" * 1 1/4" | Roller | W-7512-MR-RB | 20.35 | |
| | | 1,200 | 3 1/4" | 3/4" | - | Tapered | W-9112-MR-TB | 18.52 | |
| | | 1,200 | 3 1/4" | 1 15/16" | - | Plain | W-9112-MRR | 21.00 | |
| | | 1,200 | 3 1/4" | 3/4" | 1" * 1 1/4" | Roller | W-9112-MRR-RB | 21.00 | |
| | | 1,200 | 3 1/2" | 3/4" | 1" * 1 1/4" | Tapered | W-9112-MRR-TB | 21.00 | |
| 4" | | 1,600 | 4 1/4" | 2 7/16" | - | Plain | W-96124-MRR | 30.00 | |
| | | 1,600 | 4 1/4" | 1 1/4" | 1" * 1 1/2" | Roller | W-96124-MRR-RB | 30.00 | |
| | | 1,600 | 4 1/2" | 1 1/4" | 1" | Tapered | W-96124-MRR-TB | 30.00 | |
| 14" | | 3" | 1,300 | 3 1/4" | 1 15/16" | - | Plain | W-7514-MR | 28.38 |
| | 1,300 | | 3 7/16" | 3/4" | 1" * 1 1/4" | Roller | W-7514-MR-RB | 30.27 | |
| 16" | 3" | 1,500 | 3 1/4" | 1 15/16" | - | Plain | W-7516-MR | 30.60 | |
| | | 1,500 | 3 7/16" | 3/4" | 1" * 1 1/4" | Roller | W-7516-MR-RB | 32.50 | |
| | 4" | 1,500 | 4 1/4" | 2 7/16" | - | Plain | W-96164-MRR | 30.00 | |
| | | 1,500 | 4 1/4" | 1 1/4" | 1" * 1 1/2" | Roller | W-96164-MRR-RB | 30.00 | |
| | | 1,500 | 4 1/2" | 1 1/4" | 1" | Tapered | W-96164-MRR-TB | 30.00 | |



MOLDON URETHANE WHEELS

600-6,600 LBS

FEATURES

BEARINGS: Plain, Ball, Delrin, Nylon, Roller, Caged Roller, Tapered
TEMPERATURE: -20°F to 175°F
COLOURS: Black Core, Red Tread and Black Core, Orange Rust Tread
DUROMETER: 92 - 95 A Scale for UR, 70 D Scale for URH

DESCRIPTION: Moldon Urethane tread is secured to semi steel core. This wheel allows for an easy, smooth, quiet ride. The Moldon Urethane provides excellent floor protection while carrying extremely heavy loads. Tread is resistant to most chemicals.



EXCELLENT FOR:

- Floor protection
- Factory use
- Abusive applications
- Platform and Stock trucks
- Resistant to most chemicals
- Heavy material handling
- Outdoor use
- Heavy loads
- Smooth Rolling
- Longevity



MOLDON URETHANE



MOLDON URETHANE CROWN



MOLDON URETHANE HEAVY DUTY

OPTIONS:

- BB Ball Bearing
- BR Bronze Bushing
- DB Delrin Bearing
- NB Nylon Roller Bearing
- NBSS Stainless Steel Nylon Roller Bearing
- RB Roller Bearing
- RBC Caged Roller Bearing
- RBSS Stainless Steel Roller Bearing
- SSW Steel Side Washer
- SWH Heat-treated Side Washer
- TB Tapered Bearing
- TG Thread Guards

| WHEEL | | | | | | | PART NUMBER | | |
|----------|-------------|---------------|-------------|---------------|--------------------|--------------|-----------------|--------------------|-------|
| Diameter | Tread Width | Capacity Lbs. | Hub Length | Standard Bore | Alternative Bore | Bearing Type | Part Number | Wheel Weight (lbs) | |
| 4" | 1 1/2" | 600 | 1 5/8" | 1 3/16" | - | Plain | W-6204-UR | 1.66 | |
| | | 600 | 1 13/16" | 1/2" | 3/8" * 5/8" * 3/4" | Roller | W-6204-UR-RB | 1.96 | |
| | 2" | 800 | 2 3/16" | 1 3/16" | - | Plain | W-7004-UR | 2.30 | |
| | | 800 | 2 3/8" | 1/2" | 3/8" * 5/8" * 3/4" | Roller | W-7004-UR-RB | 2.74 | |
| | | 800 | 2 3/16" | 3/16" | - | Plain | W-7004-URC | 2.42 | |
| | | 800 | 2 3/8" | 1/2" | 3/8" * 5/8" * 3/4" | Roller | W-7004-URC-RB | 2.86 | |
| 5" | 1 1/2" | 750 | 1 5/8" | 1 3/16" | - | Plain | W-6205-UR | 2.68 | |
| | | 750 | 1 13/16" | 1/2" | 3/8" * 5/8" * 3/4" | Roller | W-6205-UR-RB | 2.98 | |
| | 2" | 1,200 | 2 3/16" | 1 3/16" | - | Plain | W-7005-UR | 3.34 | |
| | | 1,200 | 2 3/8" | 1/2" | 3/8" * 5/8" * 3/4" | Roller | W-7005-UR-RB | 3.78 | |
| | | 1,200 | 2 3/16" | 1 3/16" | - | Plain | W-7005-URC | 2.64 | |
| | | 1,200 | 2 3/8" | 1/2" | 3/8" * 5/8" * 3/4" | Roller | W-7005-URC-RB | 3.08 | |
| 6" | 1 1/2" | 800 | 1 5/8" | 1 3/16" | - | Plain | W-6206-UR | 3.16 | |
| | | 800 | 1 13/16" | 1/2" | 3/8" * 5/8" * 3/4" | Roller | W-6206-UR-RB | 3.46 | |
| | 2" | 1,250 | 2 3/16" | 1 3/16" | - | Plain | W-7006-UR | 4.16 | |
| | | 1,250 | 2 3/8" | 1/2" | 3/8" * 5/8" * 3/4" | Roller | W-7006-UR-RB | 4.60 | |
| | | 1,250 | 2 3/16" | 1 3/16" | - | Plain | W-7006-URC | 3.57 | |
| | | 1,250 | 2 3/8" | 1/2" | 3/8" * 5/8" * 3/4" | Roller | W-7006-URC-RB | 4.01 | |
| | 2 1/2" | 1,600 | 2 3/4" | 1 15/16" | - | Plain | W-7106-UR | 6.32 | |
| | | 1,600 | 2 27/32" | 3/4" | 1" * 1 1/4" | Roller | W-7106-UR-RB | 7.97 | |
| | | 3" | 2,000 | 3 1/4" | 1 15/16" | - | Plain | W-7506-UR | 7.90 |
| | | | 2,000 | 3 7/16" | 3/4" | 1" * 1 1/4" | Roller | W-7506-UR-RB | 9.79 |
| | | | 2,000 | 3 1/4" | 3/4" | - | Tapered | W-9106-UR-TB * | 11.22 |
| | | | 2,000 | 3 1/4" | 1 15/32" | 1 25/32" | Plain | W-9106-URR * | 9.50 |
| 2,000 | | | 3 1/4" | 3/4" | 1" * 1 1/4" | Roller | W-9106-URR-RB * | 9.50 | |
| 2,000 | | | 3 1/2" | 3/4" | 1" | Tapered | W-9106-URR-TB * | 9.50 | |
| 2,400 | 3 1/4" | 1 15/16" | - | Plain | W-9106-URH * | 9.50 | | | |
| 2,400 | 3 1/4" | 3/4" | 1" * 1 1/4" | Roller | W-9106-URH-RB * | 9.50 | | | |
| 2,400 | 3 1/2" | 3/4" | 1" | Tapered | W-9106-URH-TB * | 9.50 | | | |

MOLDON URETHANE

WHEELS

WHEELS

| WHEEL | | | | | | PART NUMBER | | |
|----------|-------------|---------------|------------|---------------|---------------------|---------------|----------------|--------------------|
| Diameter | Tread Width | Capacity Lbs. | Hub Length | Standard Bore | Alternative Bore | Bearing Type | Part Number | Wheel Weight (lbs) |
| 6" | 4" | 3,000 | 4 1/4" | 2 7/16" | - | Plain | W-9664-URR* | 17.00 |
| | | 3,000 | 4 1/4" | 1 1/4" | 1 1/2" | Roller | W-9664-URR-RB* | 17.00 |
| | | 3,000 | 4 1/2" | 1 1/4" | 1" | Tapered | W-9664-URR-TB* | 17.00 |
| | | 3,600 | 4 1/4" | 2 7/16" | - | Plain | W-9664-URH* | 17.00 |
| | | 3,600 | 4 1/4" | 1 1/4" | 1"* 1 1/2" | Roller | W-9664-URH-RB* | 17.00 |
| | | 3,600 | 4 1/2" | 1 1/4" | 1" | Tapered | W-9664-URH-TB* | 17.00 |
| 8" | 2" | 1,500 | 2 3/16" | 1 3/16" | - | Plain | W-7008-UR | 6.20 |
| | | 1,500 | 2 3/8" | 1/2" | 3/8" * 5/8" * 3/4" | Roller | W-7008-UR-RB | 6.64 |
| | | 1,500 | 2 3/16" | 1 3/16" | - | Plain | W-7008-URC | 5.76 |
| | | 1,500 | 2 3/8" | 1/2" | 3/8" * 5/8" * 3/4" | Roller | W-7008-URC-RB | 6.20 |
| | 2 1/2" | 2,000 | 2 3/4" | 1 15/16" | - | Plain | W-7108-UR | 11.22 |
| | | 2,000 | 2 27/32" | 3/4" | 1"* 1 1/4" | Roller | W-7108-UR-RB | 12.87 |
| | 3" | 2,500 | 3 1/4" | 1 15/16" | - | Plain | W-7508-UR | 12.34 |
| | | 2,500 | 3 7/16" | 3/4" | 1"* 1 1/4" | Roller | W-7508-UR-RB | 14.23 |
| | | 2,500 | 3 1/4" | 3/4" | - | Tapered | W-9108-UR-TB* | 17.70 |
| | | 3,100 | 3 1/4" | 1 15/16" | - | Plain | W-9108-URR* | 17.00 |
| | | 3,100 | 3 1/4" | 3/4" | 1"* 1 1/4" | Roller | W-9108-URR-RB* | 17.00 |
| | | 3,100 | 3 1/2" | 3/4" | 1" | Tapered | W-9108-URR-TB* | 17.00 |
| | | 3,700 | 3 1/4" | 1 15/16" | - | Plain | W-9108-URH* | 17.00 |
| | | 3,700 | 3 1/4" | 3/4" | 1"* 1 1/4" | Roller | W-9108-URH-RB* | 17.00 |
| | | 3,700 | 3 1/2" | 3/4" | 1" | Tapered | W-9108-URH-TB* | 17.00 |
| | | 4" | 3,800 | 4 1/4" | 2 7/16" | - | Plain | W-9684-URR |
| | 3,800 | | 4 1/4" | 1 1/4" | 1 1/2" | Roller | W-9684-URR-RB | 20.00 |
| | 3,800 | | 4 1/2" | 1 1/4" | 1" | Tapered | W-9684-URR-TB | 20.00 |
| 4,500 | 4 1/4" | | 2 7/16" | - | Plain | W-9684-URH | 20.00 | |
| 4,500 | 4 1/4" | | 1 1/4" | 1"* 1 1/2" | Roller | W-9684-URH-RB | 20.00 | |
| 4,500 | 4 1/2" | | 1 1/4" | 1" | Tapered | W-9684-URH-TB | 20.00 | |
| 10" | 2 1/2" | 2,200 | 2 3/4" | 1 15/16" | - | Plain | W-7110-UR | 14.02 |
| | | 2,200 | 2 27/32" | 3/4" | 1"* 1 1/4" | Roller | W-7110-UR-RB | 15.67 |
| | 3" | 3,000 | 3 1/4" | 1 15/16" | - | Plain | W-7510-UR | 16.64 |
| | | 3,000 | 3 7/16" | 3/4" | 1"* 1 1/4" | Roller | W-7510-UR-RB | 18.53 |
| | | 3,000 | 3 1/4" | 3/4" | - | Tapered | W-9110-UR-TB* | 23.46 |
| | | 3,700 | 3 1/4" | 1 15/16" | 2 7/16" | Plain | W-9110-URR* | 24.00 |
| | | 3,700 | 3 1/4" | 3/4" | 1"* 1 1/4" * 1 1/2" | Roller | W-9110-URR-RB* | 24.00 |
| | | 3,700 | 3 1/2" | 3/4" | 1"* 1 1/4" | Tapered | W-9110-URR-TB* | 24.00 |
| | | 4,400 | 3 1/4" | 1 15/16" | 2 7/16" | Plain | W-9110-URH* | 24.00 |
| | | 4,400 | 3 1/4" | 1 1/4" | 3/4" * 1" * 1 1/2" | Roller | W-9110-URH-RB* | 24.00 |
| | | 4,400 | 3 1/2" | 3/4" | 1"* 1 1/4" | Tapered | W-9110-URH-TB* | 24.00 |

MOLDON URETHANE

WHEELS

WHEELS

| WHEEL | | | | PART NUMBER | | | | | |
|----------|-------------|---------------|------------|---------------|----------------------|--------------|-----------------|--------------------|-----------|
| Diameter | Tread Width | Capacity Lbs. | Hub Length | Standard Bore | Alternative Bore | Bearing Type | Part Number | Wheel Weight (lbs) | |
| 10" | 4" | 5,000 | 4 1/4" | 2 7/16" | - | Plain | W-96104-URR* | 33.00 | |
| | | 5,000 | 4 1/4" | 1 1/4" | 1" * 1 1/2" | Roller | W-96104-URR-RB* | 33.00 | |
| | | 5,000 | 4 1/2" | 1 1/4" | 1" | Tapered | W-96104-URR-TB* | 33.00 | |
| | | 6,000 | 4 1/4" | 2 7/16" | - | Plain | W-96104-URH* | 33.00 | |
| | | 6,000 | 4 1/4" | 1 1/4" | 1" * 1 1/2" | Roller | W-96104-URH-RB* | 33.00 | |
| | | 6,000 | 4 1/2" | 1 1/4" | 1" | Tapered | W-96104-URH-TB* | 33.00 | |
| | | 12" | 2 1/2" | 2,500 | 2 3/4" | 1 15/16" | - | Plain | W-7112-UR |
| 2,500 | 2 27/32" | | | 3/4" | 1" * 1 1/4" | Roller | W-7112-UR-RB | 20.81 | |
| 3" | 3,500 | | 3 1/4" | 1 15/16" | - | Plain | W-7512-UR | 21.74 | |
| | 3,500 | | 3 7/16" | 3/4" | 1" * 1 1/4" | Roller | W-7512-UR-RB | 23.63 | |
| | 3,500 | | 3 1/4" | 3/4" | - | Tapered | W-9112-UR-TB * | 31.22 | |
| | 3,800 | | 3 1/4" | 2 7/16" | - | Plain | W-9112-URR * | 24.00 | |
| | 3,800 | | 3 1/4" | 3/4" | 1" * 1 1/4" * 1 1/2" | Roller | W-9112-URR-RB * | 24.00 | |
| | 3,800 | | 3 1/2" | 3/4" | 1" * 1 1/4" | Tapered | W-9112-URR-TB * | 24.00 | |
| | 4,600 | | 3 1/4" | 2 7/16" | - | Plain | W-9112-URH * | 24.00 | |
| | 4,600 | | 3 1/4" | 1 1/4" | 3/4" * 1" * 1 1/2" | Roller | W-9112-URH-RB * | 24.00 | |
| | 4,600 | | 3 1/2" | 3/4" | 1" * 1 1/4" | Tapered | W-9112-URH-TB * | 24.00 | |
| | 4" | | 5,500 | 4 1/4" | 2 7/16" | - | Plain | W-96124-URR * | 30.00 |
| | | | 5,500 | 4 1/4" | 1 1/4" | 1 1/2" | Roller | W-96124-URR-RB * | 30.00 |
| | | | 5,500 | 4 1/2" | 1 1/4" | 1" | Tapered | W-96124-URR-TB * | 30.00 |
| | | | 6,600 | 4 1/4" | 2 7/16" | - | Plain | W-96124-URH * | 30.00 |
| | | | 6,600 | 4 1/4" | 1 1/4" | 1" * 1 1/2" | Roller | W-96124-URH-RB * | 30.00 |
| | | | 6,600 | 4 1/2" | 1 1/4" | 1" | Tapered | W-96124-URH-TB * | 30.00 |

* 1" Thick tread

CasterDepot®



NYROLL™

800-1,800LBS

WHEELS

FEATURES

BEARINGS: Plain, Precision, Roller Bearing, Caged Roller Bearing
TEMPERATURE: -45°F to 200°F
COLOURS: White
DUROMETER: 75 - 85 D Scale
DESCRIPTION: This non-marking nylon wheel is a low cost alternative while providing high load capacities.

The Nyroll wheel is resistant to impact abrasion, corrosion and the effect of many chemicals. Nyroll™ wheels are resistant to oils, fats, most alkalis, soaps and detergents but should not be used in contact acids. One of the benefits of nylon is that it is unaffected by water and its use in the wet environments actually enhances its self-lubricating properties. This wheel is ideal for industrial and institutional applications.



EXCELLENT FOR:

- Floor protection
- Factory use
- Waste bins
- Platform trucks
- Stock trucks
- Heavy material handling
- Easy rolling
- Heavy loads



NYROLL™

OPTIONS:

- BB Ball Bearing
- BR Bronze Bushing
- DB Delrin Bearing
- NB Nylon Roller Bearing
- PB Precision Ball Bearing
- PBSS Stainless Steel Precision Bearing
- RB Roller Bearing
- RBC Caged Roller Bearing
- RBSS Stainless Steel Roller Bearing
- SSW Steel Side Washer
- SWH Heat-treated Side Washer
- TB Tapered Bearing
- TG Thread Guards
- Z Zerk in Wheel

SPECIAL:

- Resistant to most chemicals
- Non-marking
- Moisture friendly
- Maintenance free
- One piece solid nylon
- Same capacity as Steel wheels
- Custom sizes available

| WHEEL | | | | | | PART NUMBER | | |
|----------|-------------|-------------------------|--------------------------|--------------------------|-------------------------|------------------------------|--|----------------------|
| Diameter | Tread Width | Capacity Lbs. | Hub Length | Standard Bore | Alternative Bore | Bearing Type | Part Number | Wheel Weight (lbs) |
| 4" | 1 1/2" | 600 600 | 1 5/8" 1 13/16" | 1 3/16" 1/2" | - 3/8" * 5/8" * 3/4" | Plain Roller | W-6204-NYN W-6204-NYN-RB | 0.45 0.80 |
| | 2" | 900 900 | 2 3/16" 2 3/8" | 1 3/16" 1/2" | - 3/8" * 5/8" * 3/4" | Plain Roller | W-7004-NYN W-7004-NYN-RB | 0.78 1.22 |
| 5" | 1 1/2" | 600 600 | 1 5/8" 1 13/16" | 1 3/16" 1/2" | - 3/8" * 5/8" * 3/4" | Plain Roller | W-6205-NYN W-6205-NYN-RB | 0.62 1.00 |
| | 2" | 1,000 1,000 | 2 3/16" 2 3/8" | 1 3/16" 1/2" | - 3/8" * 5/8" * 3/4" | Plain Roller | W-7005-NYN W-7005-NYN-RB | 1.14 1.58 |
| | 2 1/2" | 1,300 1,300 1,300 | 2 3/4" 3" 2 27/32" | 1 15/16" 3/4" 3/4" | - - 1" * 1 1/4" | Plain Precision Roller | W-7105-NYN W-7105-NYN-PB W-7105-NYN-RB | 1.98 2.36 3.63 |
| 6" | 1 1/2" | 800 800 | 1 5/8" 1 13/16" | 1 3/16" 1/2" | - 3/8" * 5/8" * 3/4" | Plain Roller | W-6206-NYN W-6206-NYN-RB | 1.22 1.52 |
| | 2" | 1,200 1,200 | 2 3/16" 2 3/8" | 1 3/16" 1/2" | - 3/8" * 5/8" * 3/4" | Plain Roller | W-7006-NYN W-7006-NYN-RB | 1.61 2.05 |
| | 2 1/2" | 1,600 1,600 1,600 | 2 3/4" 3" 2 27/32" | 1 15/16" 3/4" 3/4" | - - 1" * 1 1/4" | Plain Precision Roller | W-7106-NYN W-7106-NYN-PB W-7106-NYN-RB | 2.33 3.82 3.98 |
| 8" | 2" | 1,400 1,400 | 2 3/16" 2 3/8" | 1 3/16" 1/2" | - 5/8" * 3/4" | Plain Roller | W-7008-NYN W-7008-NYN-RB | 2.45 2.89 |
| | 2 1/2" | 1,800 1,800 1,800 | 2 3/4" 3" 2 27/32" | 1 15/16" 3/4" 3/4" | - - 1" * 1 1/4" | Plain Precision Roller | W-7108-NYN W-7108-NYN-PB W-7108-NYN-RB | 4.23 5.58 5.88 |



PNEUMATIC

300-620LBS

WHEELS



FEATURES

BEARINGS: Sealed Precision Ball Bearings (unless otherwise specified)
TEMPERATURE: -20°F to 130°F
FINISH: Steel Grey Hub
SPECIAL: Ply rating is 4, maximum PSI is 50 (unless otherwise specified)

DESCRIPTION: Pneumatic wheels are excellent for applications where floor and equipment protection is vital. The air pressure provides for shock absorption, quiet operation and ease of rolling. Excellent for delicate materials and uneven and rough floor surfaces. For manual operation only.

EXCELLEN FOR:

- Uneven floors such as agricultural, institutional and industrial
- Quiet Cushion ride
- Shock and Vibration
- Prolonging equipment life
- Floor Protection
- Platform and Large stock trucks
- Food Service equipment
- Hotel Equipment



PNEUMATIC LUG



PNEUMATIC SAWTOOTH

HUB SIZE:

HUB LENGTH

- 2"
- 2 1/4"
- 2 1/2"
- 2 3/4"
- 2 5/8"
- 3"
- 3 1/4"
- 4"
- 4 1/4"

CODE#

- A
- B
- C
- K
- D
- E
- I
- F
- H

| WHEEL | | | | | | | | | | PART NUMBER | |
|----------|-------------------------|---------------|------------|----------|-------------|---------------|------------------|----------------|-------------|-------------------|--------------------|
| Diameter | Tread Width | Capacity Lbs. | Hub Length | Hub Type | Tire Colour | Standard Bore | Alternative Bore | Bearing Type | Tread Style | Part Number | Wheel Weight (lbs) |
| 8" | 2 1/2" (2.50-4) | 300 | 2 1/4" | Center | Black | 1/2" | 5/8" * 3/4" | Precision Ball | Lug | W-7908-PNCB-PBB | 3.00 |
| | | 300 | 2 1/4" | Offset | Black | 5/8" | 1/2" * 3/4" | Precision Ball | Lug | W-7908-PNOB-PBB | 3.00 |
| | | 300 | 3" | Center | Black | 1/2" | 5/8" * 3/4" | Precision Ball | Lug | W-7908-PNCE-PBB | 3.00 |
| 10" | 3 1/2" (4.10/3.50-4) | 350 | 2" | Center | Black | 3/4" | 1/2" * 5/8" | Precision Ball | Sawtooth | W-7910-PNCA-PBB | 4.00 |
| | | 350 | 2" | Offset | Black | 5/8" | 1/2" * 3/4" | Precision Ball | Sawtooth | W-7910-PNOA-PBB | 4.00 |
| | | 350 | 2 1/4" | Offset | Black | 5/8" | 1/2" * 3/4" | Precision Ball | Sawtooth | W-7910-PNOB-PBB | 4.00 |
| | | 350 | 3" | Center | Black | 3/4" | 1/2" * 5/8" | Precision Ball | Sawtooth | W-7910-PNCE-PBB | 4.00 |
| | | 350 | 4" | Center | Black | 1/2" | 5/8" * 3/4" | Precision Ball | Sawtooth | W-7910-PNCF-PBB | 4.00 |
| 12" | 3 1/2" (4.10/3.50-6) | 450 | 4" | Center | Black | 1/2" | 5/8" * 3/4" | Precision Ball | Sawtooth | W-7912-PNCF-PBB | 6.60 |
| 13" | 5" (13X5-6) | 375 | 2 3/4" | Offset | Black | 5/8" | 1/2" * 3/4" | Ball | Traction | W-78135-PNOK-BBA | 6.10 |
| 16" | 4" (4.80/4.00-8) | 575 | 4" | Center | Black | 3/4" | 1/2" * 5/8" | Precision Ball | Rib | W-7916-PNCF-PBB | 11.50 |
| | | 620 | 4" | Center | Black | 1" | - | Ball | Traction | W-781665-PNCF-BBA | 13.25 |

* All 8", 10" and 12" Pneumatics are fitted with a 3 pc. Split Rim / Bolt through flanged hub design

* Special Order / Designs available by special order

Δ 30 PSI max.

Caster Depot®



FLAT FREE

275-500LBS

WHEELS



FEATURES

BEARINGS: Precision Ball Bearings
TEMPERATURE: -20°F to 130°F
COLOURS: Silver Core, Black Tread, UV Grey
DUROMETER: 90 - 98 A Scale

DESCRIPTION: Flat Free tires provide the bounce and load handling characteristics similar to pneumatic tires, except they never lose air. Flat Free are excellent for applications where floor and equipment is vital. The wheel provides for shock absorption, quiet operation and of rolling. Flat Free are light weight, non-marking moulded onto a heavy duty steel rim with high quality sealed ball bearings. For manual operation only.

EXCELLENT FOR:

- Uneven floors such as agricultural, institutional and industrial
- Quiet Cushion ride
- Moist environments
- Shock and Vibration
- Prolonging equipment life
- Floor Protection
- Platform and Large stock trucks
- Food Service equipment
- Hotel Equipment
- Small waste bins
- Factory use
- Textile carts
- Abusive applications



FLAT FREE SAWTOOTH



FLAT FREE SAWTOOTH



FLAT FREE SAWTOOTH

WHEEL

PART NUMBER

| Diameter | Tread Width | Capacity Lbs. | Hub Length | Hub Type | Tire Colour | Standard Bore | Alternative Bore | Bearing Type | Tread Style | Part Number | Wheel Weight (lbs) |
|----------|-------------------------|---------------|------------|----------|-------------|---------------|------------------|----------------|-------------------|-----------------|--------------------|
| 6" | 2" | 275 | 2 1/2" | Center | Black | 1/2" | - | Precision Ball | Sawtooth | W-7006-FFCC-PBB | 1.70 |
| 8" | 2" | 280 | 2 1/2" | Center | Black | 1/2" | - | Precision Ball | Sawtooth | W-7008-FFCC-PBB | 1.70 |
| | | 275 | 2 1/4" | Offset | Black | 5/8" | 1/2" * 3/4" | Precision Ball | Lug | W-7908-FFOB-PBB | 2.70 |
| | 275 | 3" | Center | Black | 1/2" | 5/8" * 3/4" | Precision Ball | Lug | W-7908-FFCE-PBB | 2.70 | |
| | 275 | 3" | Center | Grey | 1/2" | 5/8" * 3/4" | Precision Ball | Lug | W-7908-FFCEG-PBB* | 2.70 | |
| 10" | 3 1/2" (4.10/3.50x4) | 300 | 2" | Offset | Black | 5/8" | 1/2" * 3/4" | Precision Ball | Sawtooth | W-7910-FFOA-PBB | 3.75 |
| | | 300 | 2 1/4" | Offset | Black | 5/8" | 1/2" * 3/4" | Precision Ball | Sawtooth | W-7910-FFOB-PBB | 3.75 |
| | | 300 | 3" | Center | Black | 5/8" | 1/2" * 3/4" | Precision Ball | Sawtooth | W-7910-FFCE-PBB | 3.75 |
| | | 300 | 4" | Center | Black | 1/2" | 5/8" * 3/4" | Precision Ball | Sawtooth | W-7910-FFCF-PBB | 4.00 |
| 12" | 3 1/2" (4.10/3.50x6) | 400 | 4" | Center | Black | 1/2" | 5/8" * 3/4" | Precision Ball | Sawtooth | W-7912-FFCF-PBB | 6.00 |
| 16" | 4" (4.80/4.00x8) | 500 | 4" | Center | Black | 3/4" | 1/2" * 5/8" | Precision Ball | Rib | W-7916-FFCF-PBB | 8.00 |

HUB SIZE:

HUB LENGTH

- 2"
- 2 1/4"
- 2 1/2"
- 2 5/8"
- 3"
- 3 1/4"
- 4"
- 4 1/4"

CODE#

- A
- B
- C
- D
- E
- I
- F
- H

* Special Order / Designs available by special order

SPECIAL:

- Non-marking under normal conditions
- Light weight
- Less downtime
- Maintenance Free
- Moisture friendly
- Many combinations of core and tread colours available
- Sealed Ball Bearing

Caster Depot®

casterdepot.com



PHENOLIC

200-4,000 LBS

WHEELS

FEATURES

BEARINGS: Plain, Ball, Delrin, Nylon, Roller, Caged Roller, Tapered
TEMPERATURE: Regular with Plastic Side Washer - 50°F to 180°F Regular with Steel Side Washer - 50°F to 250°F High -40°F to 475°F continuously, 525°F intermittently
COLOURS: Regular Temp - Black; High Temp - Brown
DUROMETER: 102 Rockwell E

DESCRIPTION: Made of macerated canvas impregnated with phenolic resin. The Phenolic wheel is resistant to grease, oil and most chemical substances. This wheel is non-marking and provides for high floor protection. While the wheel is very light, it maintains a high load rating.



PHENOLIC



PHENOLIC STRAIGHT SIDED



HIGH-TEMP PHENOLIC

EXCELLENT FOR:

- Floor protection
- Factory use
- Waste bins
- Platform and Stock trucks
- Bakery applications
- Heavy material handling
- Easy rolling
- Heavy loads

OPTIONS:

- BB Ball Bearing
- BR Bronze Bushing
- DB Delrin Bearing
- NB Nylon Roller Bearing
- NBSS Stainless Steel Nylon Roller Bearing
- RB Roller Bearing
- RBC Caged Roller Bearing
- RBSS Stainless Steel Roller Bearing
- SSW Steel Side Washer
- SWH Heat-treated Side Washer
- TB Tapered Bearing
- TG Thread Guards
- Z Zerk in Wheel

SPECIAL:

Laminated Phenolic wheels (PHL) have the same base specs as the standard Phenolic wheel with the exception of weight capacity. The weight capacity of PHL wheels are 25% greater than the standard PH wheels. High resistance to chipping and fraying. Contact customer service department for more details.

WHEEL

PART NUMBER

| Diameter | Tread Width | Capacity Lbs. | Hub Length | Standard Bore | Alternative Bore | Bearing Type | Part Number | Wheel Weight (lbs) |
|----------|-------------|---------------|------------|--------------------|----------------------------|--------------|----------------|--------------------|
| 3" | 1 1/4" | 200 | 1 3/8" | 5/16" | 3/8" * 1/2" | Steel | W-1930-HTPH | 0.86 |
| | | 400 | 1 3/8" | 5/16" | 3/8" * 1/2" | Steel | W-1930-PH | 0.75 |
| 3" | 1 1/2" | 500 | 1 5/8" | 1 3/16" | - | Plain | W-5003-PH | 0.50 |
| | | 500 | 1 5/8" | 3/8" | 5/16" * 1/2" * 5/8" * 3/4" | Roller | W-5003-PH-RB | 0.82 |
| 3 1/4" | 1 1/2" | 600 | 1 5/8" | 1 3/16" | - | Plain | W-6203-PH | 0.53 |
| | | 600 | 1 13/16" | 1/2" | 3/8" * 5/8" * 3/4" | Roller | W-6203-PH-RB | 0.83 |
| 3 1/4" | 2" | 700 | 2 3/16" | 1 3/16" | - | Plain | W-7003-PH | 0.72 |
| | | 700 | 2 3/16" | 1/2" | 5/8" * 3/4" | Roller | W-7003-PH-RB | 1.16 |
| 4" | 1 1/4" | 250 | 1 3/8" | 5/16" | 3/8" * 1/2" | Steel | W-1940-HTPH | 1.29 |
| | | 400 | 1 3/8" | 5/16" | 3/8" * 1/2" | Steel | W-1940-PH | 1.08 |
| | 1 1/2" | 400 | 1 5/8" | 3/8" | 1/2" | Steel | W-4004-HTPH | 0.94 |
| | | 400 | 1 5/8" | 1 3/16" | - | Plain | W-6204-HTPH | 0.91 |
| | | 400 | 1 13/16" | 1/2" | 3/8" * 5/8" * 3/4" | Roller | W-6204-HTPH-RB | 1.31 |
| | | 600 | 1 5/8" | 3/8" | 1/2" | Steel | W-4004-PH | 0.73 |
| | | 600 | 1 5/8" | 1 3/16" | - | Plain | W-6204-PH | 0.70 |
| | | 600 | 1 13/16" | 1/2" | 5/16" * 1/2" * 5/8" * 3/4" | Roller | W-6204-PH-RB | 1.00 |
| | 2" | 600 | 2 3/16" | 1 3/16" | - | Plain | W-7004-HTPH | 1.31 |
| | | 600 | 2 3/8" | 1/2" | 3/8" * 5/8" * 3/4" | Roller | W-7004-HTPH-RB | 1.85 |
| 2" | 800 | 2 3/16" | 1 3/16" | - | Plain | W-7004-PH | 1.01 | |
| | 800 | 2 3/8" | 1/2" | 3/8" * 5/8" * 3/4" | Roller | W-7004-PH-RB | 1.45 | |
| 5" | 1 1/4" | 300 | 1 3/8" | 5/16" | 3/8" * 1/2" | Steel | W-1950-HTPH | 1.89 |
| | | 400 | 1 3/8" | 5/16" | 3/8" * 1/2" | Steel | W-1950-PH | 1.54 |
| | 1 1/2" | 400 | 1 5/8" | 1 3/16" | - | Plain | W-6205-HTPH | 1.05 |
| | | 400 | 1 13/16" | 1/2" | 3/8" * 5/8" * 3/4" | Roller | W-6205-HTPH-RB | 1.45 |
| | | 600 | 1 5/8" | 1 3/16" | - | Plain | W-6205-PH | 1.10 |
| | | 600 | 1 13/16" | 1/2" | 5/16" * 1/2" * 5/8" * 3/4" | Roller | W-6205-PH-RB | 1.40 |
| | 2" | 750 | 2 3/16" | 1 3/16" | - | Plain | W-7005-HTPH | 1.50 |
| | | 750 | 2 3/8" | 1/2" | 3/8" * 5/8" * 3/4" | Roller | W-7005-HTPH-RB | 2.04 |
| 2" | 1,000 | 2 3/16" | 1 3/16" | - | Plain | W-7005-PH | 1.50 | |
| | 1,000 | 2 3/8" | 1/2" | 3/8" * 5/8" * 3/4" | Roller | W-7005-PH-RB | 1.94 | |

PHENOLIC

WHEELS

WHEELS

| WHEEL | | | | | PART NUMBER | | | |
|----------|-------------|---------------|------------|---------------|--------------------|--------------|----------------|--------------------|
| Diameter | Tread Width | Capacity Lbs. | Hub Length | Standard Bore | Alternative Bore | Bearing Type | Part Number | Wheel Weight (lbs) |
| 6" | 1 1/2" | 500 | 1 5/8" | 1 3/16" | - | Plain | W-6206-HTPH | 1.90 |
| | | 500 | 1 13/16" | 1/2" | 3/8" * 5/8" * 3/4" | Roller | W-6206-HTPH-RB | 2.30 |
| | | 800 | 1 5/8" | 1 3/16" | - | Plain | W-6206-PH | 1.36 |
| | | 800 | 1 13/16" | 1/2" | 3/8" * 5/8" * 3/4" | Roller | W-6206-PH-RB | 1.66 |
| | 2" | 900 | 2 3/16" | 1 3/16" | - | Plain | W-7006-HTPH | 2.30 |
| | | 900 | 2 3/8" | 1/2" | 3/8" * 5/8" * 3/4" | Roller | W-7006-HTPH-RB | 2.84 |
| | | 1,200 | 2 3/16" | 1 3/16" | - | Plain | W-7006-PH | 2.30 |
| | | 1,200 | 2 3/8" | 1/2" | 3/8" * 5/8" * 3/4" | Roller | W-7006-PH-RB | 2.74 |
| | | 1,500 | 2 3/16" | 1 3/16" | - | Plain | W-7006-PHSS | 2.76 |
| | | 1,500 | 2 3/8" | 1/2" | 5/8" * 3/4" | Roller | W-7006-PHSS-RB | 3.20 |
| | 2 1/2" | 1,600 | 2 3/4" | 1 15/16" | - | Plain | W-7106-PH | 3.30 |
| | | 1,600 | 2 27/32" | 3/4" | 1" * 1 1/4" | Roller | W-7106-PH-RB | 4.95 |
| 3" | 2,000 | 3 1/4" | 1 15/16" | - | Plain | W-7506-PH | 4.40 | |
| | 2,000 | 3 7/16" | 3/4" | 1" * 1 1/4" | Roller | W-7506-PH-RB | 6.29 | |
| 8" | 2" | 1,100 | 2 3/16" | 1 3/16" | - | Plain | W-7008-HTPH | 3.60 |
| | | 1,100 | 2 3/8" | 1/2" | 5/8" * 3/4" | Roller | W-7008-HTPH-RB | 4.14 |
| | | 1,400 | 2 3/16" | 1 3/16" | - | Plain | W-7008-PH | 3.60 |
| | | 1,400 | 2 3/8" | 1/2" | 5/8" * 3/4" | Roller | W-7008-PH-RB | 4.04 |
| | 2 1/2" | 2,000 | 2 3/4" | 1 15/16" | - | Plain | W-7108-PH | 5.27 |
| | | 2,000 | 2 27/32" | 3/4" | 1" * 1 1/4" | Roller | W-7108-PH-RB | 6.92 |
| 3" | 2,500 | 3 1/4" | 1 15/16" | - | Plain | W-7508-PH | 5.90 | |
| | 2,500 | 3 7/16" | 3/4" | 1" * 1 1/4" | Roller | W-7508-PH-RB | 7.79 | |
| 10" | 2 1/2" | 2,500 | 2 3/4" | 1 15/16" | - | Plain | W-7110-PH | 6.80 |
| | | 2,500 | 2 27/32" | 3/4" | 1" * 1 1/4" | Roller | W-7110-PH-RB | 8.45 |
| 3" | 2,900 | 3 1/4" | 1 15/16" | - | Plain | W-7510-PH | 8.60 | |
| | 2,900 | 3 7/16" | 3/4" | 1" * 1 1/4" | Roller | W-7510-PH-RB | 10.49 | |
| 12" | 2 1/2" | 3,000 | 2 3/4" | 1 15/16" | - | Plain | W-7112-PH | 10.72 |
| | | 3,000 | 2 27/32" | 3/4" | 1" * 1 1/4" | Roller | W-7112-PH-RB | 12.37 |
| 3" | 3,500 | 3 1/4" | 1 15/16" | - | Plain | W-7512-PH | 11.60 | |
| | 3,500 | 3 7/16" | 3/4" | 1" * 1 1/4" | Roller | W-7512-PH-RB | 13.59 | |
| 16" | 3" | 4,000 | 4 1/4" | 2 7/16" | - | Plain | W-7516-PH | 23.10 |
| | | 4,000 | 4 1/4" | 3/4" | 1" * 1 1/4" | Roller | W-7516-PH-RB | 26.74 |



POLYOLEFIN

25-900LBS

WHEELS



FEATURES

BEARINGS: Plain, Nylon, Delrin, Steel Roller, Caged Roller
TEMPERATURE: -20°F to 180°F
COLOURS: Black
DUROMETER: 65-70 D scale

DESCRIPTION: The Polyolefin wheel is light in weight, very economical and high impact strength. Non-marking, non-chipping, oil and chemical resistant, non-absorbent and steam cleanable wheel provides for floor protection.

EXCELLENT FOR:

- Factory use
- Platform trucks
- Resistant to most chemicals
- Easily maintained
- Economical



POLYOLEFIN



POLYOLEFIN



POLYOLEFIN



POLYOLEFIN (POX)

WHEEL

PART NUMBER

| Diameter | Tread Width | Capacity Lbs. | Hub Length | Standard Bore | Alternative Bore | Bearing Type | Part Number | Wheel Weight (lbs) |
|----------|-------------|---------------|------------|--------------------|---------------------|--------------|---------------|--------------------|
| 1 5/8" | 11/16" | 50 | 3/4" | 3/16" | 1/4" * 5/16" | Plain | W-0160-PO | 0.03 |
| 1 3/4" | Ball | 75 | 1 5/8" | 1/4" | - | Plain | W-0600-PO | 0.12 |
| 2" | 15/32" | 25 | 9/16" | 3/16" | - | Plain | W-0200-PO | 0.03 |
| | Ball | 75 | 1 27/32" | 1/4" | - | Plain | W-0650-PO | 0.12 |
| | 7/8" | 100 | 1" | 1/4" | - | Plain | W-0800-PO | 0.05 |
| 2 1/2" | 7/8" | 125 | 1" | 1/4" | 3/8" | Plain | W-0820-PO | 0.11 |
| | 1 1/8" | 200 | 1 3/8" | 5/16" | 3/8" * 1/2" | Plain | W-4025-PO | 0.13 |
| 2 5/8" | 1 1/2" | 350 | 1 9/16" | 12mm | - | Roller | W-54260-PO-RB | 0.31 |
| 3" | 7/8" | 150 | 1" | 1/4" | 3/8" * 5/16" * 1/2" | Plain | W-0830-PO | 0.15 |
| | 1 1/4" | 150 | 1 3/8" | 5/16" | 3/8" * 1/2" | Plain | W-1030-PO | 0.18 |
| | | 250 | 1 9/16" | 5/16" | - | Plain | W-1930-PO | 0.18 |
| | | 250 | 1 9/16" | 3/8" | 1/2" | Plain | W-4003-PO | 0.18 |
| | 1 3/8" | 250 | 1 9/16" | 3/8" | - | Plain | W-4003-POHD | 0.28 |
| | 1 1/2" | 400 | 1 5/8" | 3/8" | 5/16" | Steel | W-6203-PO | 0.35 |
| 400 | | 1 5/8" | 1 3/16" | 1/2" * 5/8" | Plain | W-6203-PO | 0.27 | |
| 400 | | 1 13/16" | 1/2" | 3/8" * 5/8" * 3/4" | Roller | W-6203-PO-RB | 0.57 | |
| 4" | 1" | 150 | 1 3/16" | 5/16" | 3/8" * 1/2" | Plain | W-1040-PO | 0.22 |
| | 1 1/2" | 250 | 1 9/16" | 5/16" | 3/8" * 1/2" * 5/8" | Steel | W-1940-PO | 0.33 |
| | | 275 | 1 11/16" | 3/8" | 1/2" | Plain | W-5004-PO | 0.27 |
| | | 400 | 1 5/8" | 1 3/16" | - | Plain | W-6204-PO | 0.35 |
| | | 400 | 1 13/16" | 1/2" | 3/8" * 5/8" * 3/4" | Roller | W-6204-PO-RB | 0.65 |
| | 2" | 550 | 2 3/16" | 1 3/16" | 3/4" | Plain | W-7004-POX | 0.42 |
| | | 550 | 2 3/8" | 1/2" | 3/8" * 5/8" * 3/4" | Roller | W-7004-POX-RB | 0.86 |

OPTIONS:

- BB Ball Bearing
- DB Delrin Bearing
- NB Nylon Roller Bearing
- RB Roller Bearing
- RBC Caged Roller Bearing
- RBSS Stainless Steel Roller Bearing
- SSW Steel Side Washer
- SWH Heat-treated Side Washer
- T Through Bore (POX wheel only)
- TG Thread Guards

SPECIAL:

- Resistant to most chemicals
- Non-marking
- Moisture friendly
- Maintenance free

* Custom sizes available

POLYOLEFIN

WHEELS

WHEELS

CUSTOM SIZES AVAILABLE

| WHEEL | | | | | | PART NUMBER | | |
|----------|-------------|---------------|------------|---------------|--------------------|--------------|---------------|--------------------|
| Diameter | Tread Width | Capacity Lbs. | Hub Length | Standard Bore | Alternative Bore | Bearing Type | Part Number | Wheel Weight (lbs) |
| 5" | 1" | 150 | 1 3/16" | 5/16" | 3/8" * 1/2" | Plain | W-1050-PO | 0.29 |
| | 1 1/4" | 250 | 1 3/8" | 5/16" | 3/8" * 1/2" | Plain | W-1950-PO | 0.45 |
| | 1 1/2" | 275 | 1 9/16" | 3/8" | 5/16" * 1/2" | Plain | W-5005-PO | 0.53 |
| | | 450 | 1 5/8" | 1 3/16" | - | Plain | W-6205-PO | 0.49 |
| | | 450 | 1 13/16" | 1/2" | 3/8" * 5/8" * 3/4" | Roller | W-6205-PO-RB | 0.79 |
| | 2" | 375 | 2 1/4" | 3/8" | 1/2" | Plain | W-5305-PO | 0.52 |
| | | 650 | 2 3/16" | 1 3/16" | 3/4" | Plain | W-7005-POX | 0.55 |
| | | 650 | 2 3/8" | 1/2" | 3/8" * 5/8" * 3/4" | Roller | W-7005-POX-RB | 0.99 |
| 6" | 1 1/2" | 550 | 1 5/8" | 1 3/16" | - | Plain | W-6206-PO | 0.89 |
| | | 550 | 1 13/16" | 1/2" | 3/8" * 5/8" * 3/4" | Roller | W-6206-PO-RB | 1.28 |
| | 2" | 700 | 2 3/16" | 1 3/16" | 3/4" | Plain | W-7006-POX | 0.71 |
| | | 700 | 2 3/8" | 1/2" | 3/8" * 5/8" * 3/4" | Roller | W-7006-POX-RB | 1.15 |
| 8" | 2" | 900 | 2 3/16" | 1 3/16" | 3/4" | Plain | W-7008-POX | 1.15 |
| | | 900 | 2 3/8" | 1/2" | 5/8" * 3/4" | Roller | W-7008-POX-RB | 1.59 |

CasterDepot®



PROTECH™

WHEELS

75-1,100LBS



FEATURES

BEARINGS: Plain, Delrin, Roller Bearing
TEMPERATURE: -45°F to 180°F
COLOURS: Black core, Grey Tread. Custom colour inquires welcome
DUROMETER: 65 - 78(+/-) A Scale
 45 - 50(+/-) D Scale for 7/8" Treads Only

DESCRIPTION: The ProTech™ treaded wheel is secured to its polyolefin core. It is highly resistant to most chemicals and excellent for all floor surfaces. This wheel provides for medium load capacities & is great for moist & wet environments. Quiet and easy rolling, this wheel is shock absorbing and will reject most floor debris.

EXCELLENT FOR:

- Resistant to most chemicals
- Quiet Cushion ride
- Moist environments
- Shock and Vibration
- Prolonging equipment life
- Floor Protection
- Rejects floor debris
- Platform and Large stock trucks
- Food Service equipment
- Hotel Equipment
- Small waste bins
- Factory use
- Textile carts
- Abusive applications

OPTIONS:

- A Alternative Hub
- BB Ball Bearing
- DB Delrin Bearing
- NB Nylon Roller Bearing
- PB Precision Bearing
- PBSS Stainless Steel Precision Bearing
- RB Roller Bearing
- RBC Caged Roller Bearing
- RBSS Stainless Steel Roller Bearing
- SSW Steel Side Washer
- SWH Heat-treated Side Washer
- TG Thread Guards
- Z Zerk in Wheel
(tread widths of 1 1/2" and up)

SPECIAL:

- Resistant to most chemicals
- Non-marking under normal conditions
- ProTech™ material securely bonded to polyolefin core
- Maintenance free
- Moisture friendly
- Many combination of core and tread colours available

PRO = CROWNED TREAD
 PROF = FLAT TREAD



PROTECH™ BLUE (PROFB)



PROTECH™ RED (PROFR)



PROTECH™ CROWNED BLACK (PROBL-TG)



PROTECH™ CROWNED (PRO)



PROTECH™ FLAT (PROF)



PROTECH™ CROWNED BLACK (PROBL)

| WHEEL | | | | | | PART NUMBER | | | | |
|----------|-------------|---------------|------------|---------------|--------------------|------------------|--------------------|--------------------|--|--|
| Diameter | Tread Width | Capacity Lbs. | Hub Length | Standard Bore | Alternative Bore | Bearing Type | Part Number | Wheel Weight (lbs) | | |
| 2" | 7/8" | 75 | 1" | 1/4" | 5/16" * 3/8" | Plain | W-0800-PROF | 0.10 | | |
| 2 1/2" | 7/8" | 75 | 1" | 1/4" | 5/16" * 3/8" | Plain | W-0820-PROF | 0.10 | | |
| | 7/8" | 75 | 1" | 1/4" | 5/16" * 3/8" | Plain | W-0830-PROF | 0.14 | | |
| 3" | 1 1/4" | 225 | 1 3/8" | 5/16" | 3/8" * 1/2" | Plain | W-1930-PROF | 0.30 | | |
| | | 225 | 1 9/16" | 5/16" A | 3/8" A * 1/2" A | Plain | W-1930-PROF | 0.31 | | |
| | | 225 | 1 5/8" | 5/16" | 3/8" * 1/2" | Ball | W-1930-PROF-BB | 0.42 | | |
| | | 225 | 1 5/8" | 5/16" | 3/8" * 1/2" | Ball | W-1930-PROFB-BB | 0.42 | | |
| | | 225 | 1 5/8" | 5/16" | 3/8" * 1/2" | Ball | W-1930-PROFR-BB | 0.42 | | |
| 4" | 1 1/4" | 275 | 1 3/8" | 5/16" | 3/8" * 1/2" | Plain | W-1940-PROF | 0.43 | | |
| | | 275 | 1 9/16" | 5/16" A | 3/8" A * 1/2" A | Plain | W-1940-PROF | 0.44 | | |
| | | 275 | 1 5/8" | 5/16" | 3/8" * 1/2" | Ball | W-1940-PROF-BB | 0.58 | | |
| | | 275 | 1 5/8" | 5/16" | 3/8" * 1/2" | Ball | W-1940-PROFB-BB | 0.58 | | |
| | | 275 | 1 5/8" | 5/16" | 3/8" * 1/2" | Ball | W-1940-PROFR-BB | 0.58 | | |
| | 325 | 1 3/4" | 3/8" | 5/16" | Precision | W-6204-PRO-PB-TG | 0.65 | | | |
| | 325 | 1 5/8" | 1 3/16" | - | Plain | W-6204-PROF | 0.50 | | | |
| 5" | 1 1/2" | 325 | 1 5/8" | 1/2" | 3/8" | Precision | W-6204-PROF-PB | 0.74 | | |
| | | 325 | 1 13/16" | 1/2" | 3/8" * 5/8" * 3/4" | Roller | W-6204-PROF-RB | 0.78 | | |
| | | 300 | 2 3/16" | 1 3/16" | - | Plain | W-7004-PRO | 0.70 | | |
| | | 300 | 2 3/16" | 1/2" | 3/8" * 5/8" * 3/4" | Precision | W-7004-PRO-PB | 0.98 | | |
| | 2" | 300 | 2 3/8" | 1/2" | 3/8" * 5/8" * 3/4" | Roller | W-7004-PRO-RB | 0.96 | | |
| 5" | 1 1/4" | 275 | 1 3/8" | 5/16" | 3/8" * 1/2" | Plain | W-1950-PROF | 0.57 | | |
| | | 275 | 1 9/16" | 5/16" A | 3/8" A * 1/2" A | Plain | W-1950-PROF | 0.58 | | |
| | | 275 | 1 5/8" | 5/16" | 3/8" * 1/2" | Ball | W-1950-PROF-BB | 0.73 | | |
| | | 275 | 1 5/8" | 5/16" | 3/8" * 1/2" | Ball | W-1950-PROFB-BB | 0.73 | | |
| | | 275 | 1 5/8" | 5/16" | 3/8" * 1/2" | Ball | W-1950-PROFR-BB | 0.73 | | |
| 5" | 1 1/2" | 325 | 1 3/4" | 3/8" | 5/16" | Precision | W-6205-PROBL-PB-TG | 0.76 | | |
| | | 350 | 1 5/8" | 1 3/16" | - | Plain | W-6205-PROF | 0.62 | | |
| | | 350 | 1 5/8" | 1/2" | 3/8" | Precision | W-6205-PROF-PB | 0.98 | | |
| | | 350 | 1 13/16" | 1/2" | 3/8" * 5/8" * 3/4" | Roller | W-6205-PROF-RB | 0.94 | | |

PROTECH™

WHEELS

WHEELS

PRO = CROWNED TREAD
PROF = FLAT TREAD

| WHEEL | | | | | PART NUMBER | | | | |
|----------|-------------|---------------|------------|---------------|--------------------|--------------|------------------|--------------------|------|
| Diameter | Tread Width | Capacity Lbs. | Hub Length | Standard Bore | Alternative Bore | Bearing Type | Part Number | Wheel Weight (lbs) | |
| 5" | 2" | 375 | 2 3/16" | 1 3/16" | - | Plain | W-7005-PRO | 1.04 | |
| | | 375 | 2 3/16" | 1/2" | 3/8" * 5/8" * 3/4" | Precision | W-7005-PRO-PB | 1.35 | |
| | | 375 | 2 3/8" | 1/2" | 3/8" * 5/8" * 3/4" | Roller | W-7005-PRO-RB | 1.30 | |
| 6" | 1 1/2" | 375 | 1 5/8" | 1 3/16" | - | Plain | W-6206-PROF | 0.92 | |
| | | 375 | 1 5/8" | 1/2" | 3/8" | Precision | W-6206-PROF-PB | 1.28 | |
| | | 375 | 1 13/16" | 1/2" | 3/8" * 5/8" * 3/4" | Roller | W-6206-PROF-RB | 1.18 | |
| | 2" | 350 | 2 3/16" | 1 3/16" | - | Plain | W-7006-PRO45/55A | 1.34 | |
| | | 450 | 2 3/16" | 1 3/16" | - | Plain | W-7006-PRO | 1.34 | |
| | | 450 | 2 3/16" | 1/2" | 3/8" * 5/8" * 3/4" | Precision | W-7006-PRO-PB | 1.74 | |
| | | 450 | 2 3/8" | 1/2" | 3/8" * 5/8" * 3/4" | Roller | W-7006-PRO-RB | 1.56 | |
| | | 500 | 2 3/16" | 1 3/16" | - | Plain | W-7006-PROF | 1.34 | |
| | | 500 | 2 3/16" | 1/2" | 3/8" * 5/8" * 3/4" | Precision | W-7006-PROF-PB | 1.74 | |
| | | 500 | 2 3/8" | 1/2" | 3/8" * 5/8" * 3/4" | Roller | W-7006-PROF-RB | 1.34 | |
| | 8" | 2" | 600 | 2 3/16" | 1 3/16" | - | Plain | W-7008-PRO | 2.17 |
| | | | 600 | 2 3/16" | 1/2" | 5/8" * 3/4" | Precision | W-7008-PRO-PB | 2.58 |
| 600 | | | 2 3/8" | 1/2" | 5/8" * 3/4" | Roller | W-7008-PRO-RB | 2.32 | |
| 650 | | | 2 3/16" | 1 3/16" | - | Plain | W-7008-PROF | 2.17 | |
| 650 | | | 2 3/16" | 1/2" | 5/8" * 3/4" | Precision | W-7008-PROF-PB | 2.58 | |
| 650 | | | 2 3/8" | 1/2" | 5/8" * 3/4" | Roller | W-7008-PROF-RB | 2.32 | |
| 2 1/2" | | 800 | 2 3/4" | 1 15/16" | - | Plain | W-7108-PROF | 3.00 | |
| | | 800 | 2 27/32" | 3/4" | 1" * 1 1/4" | Roller | W-7108-PROF-RB | 4.65 | |
| | | | | | | | | | |
| 10" | 2 1/2" | 1,000 | 2 3/4" | 1 15/16" | - | Plain | W-7110-PROF | 4.57 | |
| | | 1,000 | 2 27/32" | 3/4" | 1" * 1 1/4" | Roller | W-7110-PROF-RB | 6.22 | |
| | 3" | 1,100 | 3 1/4" | 1 15/16" | - | Plain | W-7510-PROF | 5.16 | |
| | | 1,100 | 3 7/16" | 3/4" | 1" * 1 1/4" | Roller | W-7510-PROF-RB | 7.05 | |

PRO = CROWNED TREAD
PROF = FLAT TREAD

CasterDepot®



ROLLX™

WHEELS

400-1,800 LBS



FEATURES

BEARINGS: Plain, Ball, Delrin, Nylon, Roller, Caged Roller
TEMPERATURE: -45°F to 180°F (with Plastic Side Washer)
 -45°F to 250°F (with Steel Side Washer)
COLOURS: Black
DESCRIPTION: This non-marking wheel features an exclusively developed thermoplastic nylon material which is excellent for high load capacities.

The RollX™ wheel is extremely ergonomically efficient, as it requires minimum effort to roll and swivel with heavy loads. It resists hard impacts and is resistant to most chemicals, solvents, gases, acids, steam cleaning and does not absorb water! This wheel is ideal for industrial and institutional applications.

DUROMETER: 85 (+/-5) D Scale

EXCELLENT FOR:

- Floor protection
- Factory use
- Push/Pull Ease
- Moist and wet environments
- Waste bins
- Platform and Stock trucks
- Outdoor use and heavy loads
- Heavy material handling
- Smooth, easy rolling and longevity
- Towline applications
- Abusive applications
- Ease of maneuverability
- Prolonging of equipment life




ROLLX™



ROLLX™(for WOW)



ROLLX™(WOW)



ROLLX™(WOW)



ROLLX™(WOW)

OPTIONS:

- BB Ball Bearing
- BR Bronze Bushing
- DB Delrin Bearing
- NB Nylon Roller Bearing
- NBSS Stainless Steel Nylon Roller Bearing
- PB Precision Ball Bearing (for 6" RXW wheel only)
- RB Roller Bearing
- RBC Caged Roller Bearing
- RBSS Stainless Steel Roller Bearing
- SSW Steel Side Washer
- SWH Heat-treated Side Washer
- T Through Bore (2" wheel tread)
- TG Thread Guards

SPECIAL:

- Resistant to most chemicals
- Non-marking
- Debris rejecting tread
- Moisture Friendly
- Maintenance free
- One piece solid RollX™
- Same capacity as steel wheels
- Easy to assemble

| WHEEL | | | | | | | PART NUMBER | | | |
|----------|-------------|---------------|------------|---------------|----------------------|---------------|--------------------|--------------------|--|--|
| Diameter | Tread Width | Capacity Lbs. | Hub Length | Standard Bore | Alternative Bore | Bearing Type | Part Number | Wheel Weight (lbs) | | |
| 2 5/8" | 1 1/2" | 400 | 1 9/16" | 12mm | - | Roller | W-54260-RX-RB-12MM | 0.43 | | |
| 3" | 1 1/2" | 600 | 1 5/8" | 3/8" | 5/16" | Steel | W-6203-RX | 0.48 | | |
| | | 600 | 1 5/8" | 1 3/16" | 1/2" ** 5/8" | Plain | W-6203-RX | 0.42 | | |
| | | 600 | 1 13/16" | 1/2" | 3/8" ** 5/8" ** 3/4" | Roller | W-6203-RX-RB | 0.82 | | |
| 4" | 1 1/2" | 700 | 1 5/8" | 3/8" | 5/16" | Steel | W-6204-RX | 0.77 | | |
| | | 700 | 1 5/8" | 1 3/16" | 1/2" ** 5/8" | Plain | W-6204-RX | 0.71 | | |
| | | 700 | 1 13/16" | 1/2" | 3/8" ** 5/8" ** 3/4" | Roller | W-6204-RX-RB | 1.11 | | |
| | 2" | 800 | 2 3/16" | 1 3/16" | - | Plain | W-7004-RX* | 0.63 | | |
| | | 800 | 2 3/8" | 1/2" | 5/8" ** 3/4" | Roller | W-7004-RX-RB | 0.98 | | |
| | | 1,200 | 2 3/16" | 1 3/16" | - | Plain | W-7004-RXW* | 0.89 | | |
| 5" | 1 1/2" | 800 | 1 5/8" | 3/8" | 5/16" | Steel | W-6205-RX | 1.05 | | |
| | | 800 | 1 5/8" | 1 3/16" | 1/2" ** 5/8" | Plain | W-6205-RX | 0.97 | | |
| | | 800 | 1 13/16" | 1/2" | 3/8" ** 5/8" ** 3/4" | Roller | W-6205-RX-RB | 1.37 | | |
| | 2" | 1,000 | 2 3/16" | 1 3/16" | - | Plain | W-7005-RX* | 0.84 | | |
| | | 1,000 | 2 3/8" | 1/2" | 5/8" ** 3/4" | Roller | W-7005-RX-RB | 1.18 | | |
| | | 1,400 | 2 3/16" | 1 3/16" | - | Plain | W-7005-RXW* | 1.20 | | |
| 2 1/2" | 1,400 | 2 3/8" | 1/2" | 5/8" ** 3/4" | Roller | W-7005-RXW-RB | 1.64 | | | |
| | 1,800 | 2 3/4" | 1 15/16" | - | Plain | W-7105-RX | 1.62 | | | |
| | 1,800 | 2 27/32" | 3/4" | 1" ** 1 1/4" | Roller | W-7105-RX-RB | 3.27 | | | |
| 6" | 2" | 1,200 | 2 3/16" | 1 3/16" | - | Plain | W-7006-RX* | 1.06 | | |
| | | 1,200 | 2 3/8" | 1/2" | 5/8" ** 3/4" | Roller | W-7006-RX-RB | 1.40 | | |
| | | 1,600 | 2 3/16" | 1 3/16" | - | Plain | W-7006-RXW* | 1.64 | | |
| | | 1,600 | 2 3/8" | 1/2" | 3/4" | Precision | W-7006-RXW-PB | 2.11 | | |
| | | 1,600 | 2 3/8" | 1/2" | 5/8" ** 3/4" | Roller | W-7006-RXW-RB | 2.04 | | |

◆ wheel has one closed side to eliminate side washer and for easier assembly

ROLLX™

WHEELS

WHEELS

| WHEEL | | | | | | PART NUMBER | | | |
|----------|-------------|---------------|------------|---------------|------------------|--------------|---------------|--------------------|--|
| Diameter | Tread Width | Capacity Lbs. | Hub Length | Standard Bore | Alternative Bore | Bearing Type | Part Number | Wheel Weight (lbs) | |
| 8" | 2" | 1,400 | 2 3/16" | 1 3/16" | - | Plain Roller | W-7008-RX* | 1.84 | |
| | | 1,400 | 2 3/8" | 1/2" | 5/8" * 3/4" | | W-7008-RX-RB | 2.10 | |
| | | 1,800 | 2 3/16" | 1 3/16" | - | Plain Roller | W-7008-RXW* | 2.25 | |
| | | 1,800 | 2 3/8" | 1/2" | 5/8" * 3/4" | | W-7008-RXW-RB | 2.69 | |

◆ wheel has one closed side to eliminate side washer and for easier assembly

Caster Depot®



SEMI PNEUMATIC WHEELS

70-250 LBS



FEATURES

BEARINGS: Ball Bearings
TEMPERATURE: -20°F to 130°F
FINISH: Black Tread, Red Hub
DUROMETER: 85 - 90 A Scale

DESCRIPTION: Soft rubber tread with steel hub and ball bearings for quiet movement. Smooth ride and excellent floor protection.

EXCELLENT FOR:

- Economical
- Dollies
- Floor protection
- Quiet operation
- Light duty stock trucks



SEMI-PNEUMATIC (RED HUB)

| WHEEL | | | | | PART NUMBER | | | | | |
|----------|-------------|---------------|------------|----------|---------------|------------------|------------------|-------------------|--------------------|--|
| Diameter | Tread Width | Capacity Lbs. | Hub Length | Hub Type | Standard Bore | Alternative Bore | Bearing Type | Part Number | Wheel Weight (lbs) | |
| 6" | 1 1/2" | 70 | 1 3/4" | Center | 1/2" | - | Ball | W-6X1.5-SPNC-BB | 1.75 | |
| 7" | 1 3/4" | 85 | 2" | Center | 1/2" | 5/8" * 3/4" | Ball | W-7X1.75-SPNC-BB | 2.25 | |
| 8" | 1 3/4" | 100 | 2" | Center | 1/2" | 5/8" * 3/4" | Ball | W-8X1.75-SPNC-BB | 3.70 | |
| | | 100 | 1 1/2" | Offset | 1/2" | 5/8" * 3/4" | Ball | W-8X1.75-SPNO-BB | 3.50 | |
| | 2" | 100 | 2 1/4" | Center | 1/2" | 5/8" * 3/4" | Ball | W-8X2-SPNC-BB | 4.50 | |
| | | 100 | 1 1/2" | Offset | 1/2" | 5/8" * 3/4" | Ball | W-8X2-SPNO-BB | 4.50 | |
| | 2 1/4" | 150 | 2 1/4" | Center | 1/2" | 5/8" * 3/4" | Ball | W-8X2.25-SPNC-BB | 4.50 | |
| | | 150 | 2 1/4" | Offset | 1/2" | 5/8" * 3/4" | Ball | W-8X2.25-SPNO-BB | 4.50 | |
| 2 1/2" | 150 | 2 1/4" | Offset | 1/2" | 5/8" * 3/4" | Ball | W-8X2.5-SPNO-BB | 5.00 | | |
| 10" | 1 3/4" | 150 | 1 3/4" | Center | 1/2" | 5/8" * 3/4" | Ball | W-10X1.75-SPNC-BB | 5.75 | |
| | 2 1/2" | 250 | 3" | Center | 1/2" | 5/8" * 3/4" | Ball | W-10X2.5-SPNC-BB | 8.50 | |
| 250 | | 2 1/4" | Offset | 1/2" | 5/8" * 3/4" | Ball | W-10X2.5-SPNO-BB | 7.25 | | |

Caster Depot®



SHOPPING CART

WHEELS

30-300 LBS



FEATURES

BEARINGS: Plain, Ball, Delrin
TEMPERATURE: -45°F to 180°F
COLOURS: Grey Core, Navy Tread (1 1/4" tread);
 White Core, Black Tread (all other tread widths)
DUROMETER: 90 - 95 A Scale

DESCRIPTION: This non-marking Urethane treaded wheel is securely bonded mechanically to its Polyolefin core to prevent separation. It is highly resistant to chemicals and is excellent for all floor surfaces. This wheel provides for high load capacities and is rust proof. 100% Moisture Friendly.

EXCELLENT FOR:

- Shopping Carts
- Food equipment
- Mobile stock shelves
- Airports
- Bakery equipment
- Floor protection



MOLDON POLYOLEFIN URETHANE

WHEEL

PART NUMBER

| Diameter | Tread Width | Capacity Lbs. | Hub Length | Standard Bore | Alternative Bore | Bearing Type | Part Number | Wheel Weight (lbs) |
|----------|-------------|---------------|------------|---------------|------------------|--------------|------------------|--------------------|
| 1 1/4" | 9/16" | 30 | 5/8" | 3/16" | - | Plain | W-4125-PLY | 0.03 |
| 2" | 15/16" | 90 | 1" | 1/4" | - | Plain | W-4002-PLY | 0.09 |
| 2 1/2" | 1 1/8" | 160 | 1 13/32" | 5/16" | - | Plain | W-4025-PLY | 0.32 |
| 3 1/2" | 1 1/4" | 250 | 1 9/16" | 3/8" | 5/16" | Ball | W-5235-PLY-BB-TG | 0.53 |
| 4" | 1 1/4" | 300 | 1 9/16" | 3/8" | 5/16" | Ball | W-1940-PLY-BB-TG | 0.60 |
| 5" | 1 1/4" | 300 | 1 9/16" | 3/8" | 5/16" | Ball | W-1950-PLY-BB-TG | 0.80 |

OPTIONS:

- BB Ball Bearing
 DB Delrin Bearing (1 1/4" tread only)
 TG Thread Guards (1 1/4" tread only)

SPECIAL:

- Non-marking
- Moisture friendly
- High quality ball bearing
- Long life tread
- Resistant to most chemicals
- Custom colours available upon request

CasterDepot®



SOFT RUBBER WHEELS

CONDUCTIVE AVAILABLE

80-350 LBS



FEATURES

BEARINGS: Plain, Ball, Delrin, Nylon, Roller, Caged Roller, Steel
TEMPERATURE: -45°F to 160°F
COLOURS: Black, Grey (both are non-marking)
DUROMETER: 75 - 85 A Scale

DESCRIPTION: Soft Rubber tread with a hard core for quiet movement, smooth ride and excellent floor protection. Used mainly for light loads.

EXCELLENT FOR:

- Economical
- Display racks
- Quiet, Cushion ride
- Good Floor Protection
- Hotel and Food Service equipment
- Shock and Vibration
- Restaurants and Hospitals
- Smooth Rolling
- Factory use
- Platform and Stock Trucks



SOFT RUBBER



SOFT RUBBER GREY



CONDUCTIVE SOFT RUBBER

OPTIONS:

- BB Ball Bearing
 - BR Bronze Bushing +
 - DB Delrin Bearing
 - NB Nylon Roller Bearing +
 - NBSS Stainless Steel Nylon Roller Bearing +
 - RB Roller Bearing +
 - RBC Caged Roller Bearing +
 - RBSS Stainless Steel Roller Bearing +
 - SSW Steel Side Washer +
 - SWH Heat-treated Side Washer +
 - TG Thread Guards (on select wheels only)
- + available on 5" X 2" wheels only

SPECIAL:

NB may be substituted for RB

| WHEEL | | PART NUMBER | | | | | | | Wheel Weight (lbs) |
|----------|-------------|---------------|------------|---------------|------------------|--------------|---------------|------------|--------------------|
| Diameter | Tread Width | Capacity Lbs. | Hub Length | Standard Bore | Alternative Bore | Bearing Type | Part Number | | |
| 2" | 7/8" | 80 | 15/16" | 1/4" | - | Steel | W-0800-CSR | 0.12 | |
| | | 80 | 15/16" | 1/4" | - | Steel | W-0800-SR | 0.12 | |
| | | 80 | 15/16" | 1/4" | - | Steel | W-0800-SRG | 0.12 | |
| | | 80 | 31/32" | 1/4" | - | Nylon | W-4002-SR | 0.16 | |
| 2 1/2" | 7/8" | 80 | 15/16" | 1/4" | - | Nylon | W-0820-CSR | 0.20 | |
| | | 80 | 15/16" | 1/4" | - | Nylon | W-0820-SR | 0.20 | |
| 3" | 1 1/8" | 100 | 1 3/8" | 5/16" | - | Nylon | W-4025-SR | 0.31 | |
| | | 7/8" | 100 | 15/16" | 1/4" | - | Steel | W-0830-CSR | 0.28 |
| | | | 100 | 15/16" | 1/4" | 3/8" | Steel | W-0830-SR | 0.28 |
| | 100 | | 15/16" | 1/4" | 3/8" | Steel | W-0830-SRG | 0.28 | |
| | 1 1/4" | 150 | 1 3/16" | 5/16" | - | Nylon | W-1030-SR | 0.34 | |
| | | 250 | 1 3/8" | 5/16" | 3/8" * 1/2" | Steel | W-1930-SR | 0.48 | |
| | | 250 | 1 3/8" | 1 1/8" | - | Plain | W-1930-SRG | 0.50 | |
| 250 | | 1 3/8" | 5/16" | 3/8" * 1/2" | Steel | W-1930-SRG | 0.48 | | |
| 3 1/2" | 1 1/4" | 250 | 1 9/16" | 5/16" A | 3/8" A * 1/2" A | Nylon | W-1930-SRG | 0.53 | |
| | | 250 | 1 5/8" | 5/16" | 3/8" * 1/2" | Ball | W-1930-SRG-BB | 0.60 | |
| | | 200 | 1 9/16" | 3/8" | 5/16" | Nylon | W-4003-SR | 0.50 | |
| 3 1/2" | 1 1/4" | 250 | 1 1/2" | 3/8" | 5/16" | Nylon | W-5235-SR | 0.64 | |

CONDUCTIVE SOFT RUBBER:

Algood certifies that upon leaving our factory, conductive wheels were tested for conductivity. The wheels were found to have an average electrical resistance from the hub to the tread of less than 250,000 ohms, and a maximum electrical resistance at any point from hub to tread of less than 1,000,000 ohms, which values are specified in Federal Specification FF-C-778, paragraphs 3.5 and 4.3.7 relating to electrical conductivity tests and standards for conductive caster wheels.



SOFT RUBBER WHEELS

WHEELS

| WHEEL | | | | | | PART NUMBER | | |
|----------|-------------|---------------|------------|---------------|--------------------|--------------|---------------|-------------------|
| Diameter | Tread Width | Capacity Lbs. | Hub Length | Standard Bore | Alternative Bore | Bearing Type | Part Number | Wheel Weight (lb) |
| 4" | 1" | 150 | 1 3/16" | 5/16" | 3/8" * 1/2" | Nylon | W-1040-SR | 0.74 |
| | | 150 | 1 3/16" | 3/8" | 5/16" | Steel | W-1040-SRG | 0.74 |
| | 1 1/4" | 250 | 1 3/8" | 1 1/8" | - | Plain | W-1940-SR | 0.74 |
| | | 250 | 1 3/8" | 5/16" | 3/8" * 1/2" | Steel | W-1940-SR | 0.76 |
| | | 250 | 1 9/16" | 5/16" A | 3/8" A * 1/2" A | Nylon | W-1940-SR | 0.77 |
| | | 250 | 1 5/8" | 5/16" | 3/8" * 1/2" | Ball | W-1940-SR-BB | 0.84 |
| | | 250 | 1 3/8" | 1 1/8" | - | Plain | W-1940-SRG | 0.74 |
| | | 250 | 1 3/8" | 5/16" | 3/8" * 1/2" | Steel | W-1940-SRG | 0.76 |
| | | 250 | 1 9/16" | 5/16" A | 3/8" A * 1/2" A | Nylon | W-1940-SRG | 0.77 |
| | | 250 | 1 5/8" | 5/16" | 3/8" * 1/2" | Ball | W-1940-SRG-BB | 0.84 |
| 1 1/2" | 250 | 2" | 3/8" | 7/16" | Nylon | W-4004-SR | 1.14 | |
| 5" | 1" | 150 | 1 3/16" | 5/16" | 3/8" * 1/2" | Nylon | W-1050-SR | 0.90 |
| | | 150 | 1 3/16" | 1/2" | 5/16" * 3/8" | Steel | W-1050-SRG | 1.30 |
| | 1 1/4" | 250 | 1 3/8" | 1 1/8" | - | Plain | W-1950-SR | 1.30 |
| | | 250 | 1 3/8" | 5/16" | 3/8" * 1/2" | Steel | W-1950-SR | 1.30 |
| | | 250 | 1 9/16" | 5/16" A | 3/8" A * 1/2" A | Nylon | W-1950-SR | 1.34 |
| | | 250 | 1 5/8" | 5/16" | 3/8" * 1/2" | Ball | W-1950-SR-BB | 1.40 |
| | | 250 | 1 3/8" | 1 1/8" | - | Plain | W-1950-SRG | 1.30 |
| | | 250 | 1 3/8" | 5/16" | 3/8" * 1/2" | Steel | W-1950-SRG | 1.30 |
| | | 250 | 1 9/16" | 5/16" A | 3/8" A * 1/2" A | Nylon | W-1950-SRG | 1.34 |
| | | 250 | 1 5/8" | 5/16" | 3/8" * 1/2" | Ball | W-1950-SRG-BB | 1.40 |
| | 2" | 350 | 2 3/16" | 3/8" | - | Steel | W-5305-SR | 2.04 |
| | | 350 | 2 3/16" | 1 3/16" | - | Plain | W-7005-SR | 1.83 |
| | | 350 | 2 3/8" | 1/2" | 3/8" * 5/8" * 3/4" | Roller | W-7005-SR-RB | 2.26 |

CasterDepot®



STEEL DUCTILE FORGED

WHEELS 125-20,000 LBS



FEATURES

BEARINGS: Plain, Ball, Delrin, Nylon, Roller, Caged Roller, Tapered
TEMPERATURE: -45°F to 180°F (standard),
 -45°F to 800°F with Roller bearing & Steel side washers
COLOURS: Steel Grey

DESCRIPTION: Cast Iron, Ductile Iron, Forged Steel wheels are toughened for strength and longevity. While the steel wheel is always competitive for its weight, it is mainly used for rugged and concrete floors. This wheel could cause floor wear and it is rather noisy. However, Solid Steel Crowned (SSC) wheels are available for less damage.

EXCELLENT FOR:

- Floor protection
- Factory use
- Waste bins
- Platform trucks
- Stock trucks
- Heavy material handling
- Easy rolling
- Heavy loads



SOLID STEEL (SS)



SOLID STEEL HEAVY DUTY



SEMI STEEL (ST)



FORGED STEEL



DUCTILE IRON

WHEEL

PART NUMBER

| Diameter | Tread Width | Capacity Lbs. | Hub Length | Standard Bore | Alternative Bore | Bearing Type | Part Number | Wheel Weight (lbs) |
|----------|-------------|---------------|-------------|----------------------------|----------------------------|--------------|---------------|--------------------|
| 2" | 15/16" | 125 | 1" | 1/4" | - | Plain | W-4002-ST | .50 |
| 2 1/2" | 1" | 250 | 1 3/8" | 5/16" | - | Plain | W-4025-ST | .75 |
| 3" | 1 1/4" | 300 | 1 1/2" | 1/2" | 5/16" * 3/8" | Plain | W-1930-SS | 1.04 |
| 4" | 1 1/4" | 300 | 1 1/2" | 1/2" | 5/16" * 3/8" | Plain | W-1940-SS | 1.97 |
| | | 600 | 1 5/8" | 1 3/16" | - | Plain | W-6204-SS | 2.36 |
| | 600 | 1 13/16" | 1/2" | 5/16" * 3/8" * 5/8" * 3/4" | Roller | W-6204-SS-RB | 2.66 | |
| 5" | 2" | 700 | 2 3/16" | 1 3/16" | - | Plain | W-7004-SS | 2.60 |
| | | 700 | 2 3/8" | 1/2" | 3/8" * 5/8" * 3/4" | Roller | W-7004-SS-RB | 3.04 |
| | 1 1/4" | 350 | 1 1/2" | 1/2" | 5/16" * 3/8" | Plain | W-1950-SS | 2.19 |
| | | 600 | 1 5/8" | 1 3/16" | - | Plain | W-6205-SS | 2.98 |
| 6" | 1 1/2" | 600 | 1 13/16" | 1/2" | 5/16" * 3/8" * 5/8" * 3/4" | Roller | W-6205-SS-RB | 3.28 |
| | | 1,000 | 2 3/16" | 1 3/16" | - | Plain | W-7005-SS | 3.54 |
| | 2" | 1,000 | 2 3/8" | 1/2" | 3/8" * 5/8" * 3/4" | Roller | W-7005-SS-RB | 3.98 |
| | | 1,750 | 2 3/16" | 1 3/16" | - | Plain | W-7005-DIC | 4.12 |
| 7" | 1 1/2" | 1,750 | 2 3/8" | 1/2" | 3/8" * 5/8" * 3/4" | Roller | W-7005-DIC-RB | 4.56 |
| | | 700 | 1 5/8" | 1 3/16" | - | Plain | W-6206-SS | 4.18 |
| | 2" | 700 | 1 13/16" | 1/2" | 5/16" * 3/8" * 5/8" * 3/4" | Roller | W-6206-SS-RB | 4.48 |
| | | 1,200 | 2 3/16" | 1 3/16" | - | Plain | W-7006-SS | 4.68 |
| 8" | 2" | 1,200 | 2 3/8" | 1/2" | 3/8" * 5/8" * 3/4" | Roller | W-7006-SS-RB | 5.12 |
| | | 1,750 | 2 3/16" | 1 3/16" | - | Plain | W-7006-DIC | 5.14 |
| | 2 1/2" | 1,750 | 2 3/8" | 1/2" | 3/8" * 5/8" * 3/4" | Roller | W-7006-DIC-RB | 5.58 |
| | | 1,800 | 2 3/4" | 1 15/16" | - | Plain | W-7106-SS | 9.52 |
| 1,800 | 2 27/32" | 3/4" | 1" * 1 1/4" | Roller | W-7106-SS-RB | 11.17 | | |

OPTIONS:

- BB Ball Bearing
- BR Bronze Bushing
- DB Delrin Bearing
- NB Nylon Roller Bearing
- NBSS Stainless Steel Nylon Roller Bearing
- RB Roller Bearing
- RBC Caged Roller Bearing
- RBSS Stainless Steel Roller Bearing
- SSW Steel Side Washer
- SWH Heat-treated Side Washer
- TB Tapered Bearing
- TG Thread Guards

STEEL DUCTILE FORGED WHEELS

WHEELS

| WHEEL | | | | | PART NUMBER | | | | |
|----------|-------------|---------------|------------|---------------|----------------------|--------------|---------------|--------------------|-------|
| Diameter | Tread Width | Capacity Lbs. | Hub Length | Standard Bore | Alternative Bore | Bearing Type | Part Number | Wheel Weight (lbs) | |
| 6" | 3" | 2,500 | 3 1/4" | 1 15/16" | - | Plain | W-7506-SS | 11.70 | |
| | | 2,500 | 3 7/16" | 3/4" | 1" * 1 1/4" | Roller | W-7506-SS-RB | 13.90 | |
| | | 2,500 | 3 1/4" | 1 15/16" | 1 13/16" | Plain | W-9106-SSR | 12.00 | |
| | | 2,500 | 3 1/4" | 3/4" | 1" * 1 1/4" | Roller | W-9106-SSR-RB | 12.00 | |
| | | 2,500 | 3 1/2" | 3/4" | 1" | Tapered | W-9106-SSR-TB | 12.00 | |
| | | 3,500 | 3 7/16" | 3/4" | - | Tapered | W-9106-SS-TB | 10.10 | |
| | | 4,500 | 3 7/16" | 3/4" | - | Tapered | W-9106-DI-TB | 11.25 | |
| | | 6,000 | 3 1/4" | 2 7/16" | - | Plain | W-9106-FSR | 20.00 | |
| | | 6,000 | 3 1/4" | 3/4" | 1" * 1 1/4" * 1 1/2" | Roller | W-9106-FSR-RB | 20.00 | |
| | | 10,000 | 3 1/2" | 1 1/4" | 1" | Tapered | W-9106-FSR-TB | 20.00 | |
| | | 17,000 | 3 1/4" | 3 1/8" | - | Plain | W-9106-FSH | 22.00 | |
| | | 17,000 | 3 1/2" | 1 1/4" | 1 1/2" | Tapered | W-9106-FSH-TB | 22.00 | |
| 8" | 2" | 1,400 | 2 3/16" | 1 3/16" | - | Plain | W-7008-SS | 7.04 | |
| | | 1,400 | 2 3/8" | 1/2" | 3/8" * 5/8" * 3/4" | Roller | W-7008-SS-RB | 7.48 | |
| | | 1,400 | 2 3/16" | 1 3/16" | - | Plain | W-7008-SSC | 6.85 | |
| | | 1,400 | 2 3/8" | 1/2" | 3/8" * 5/8" * 3/4" | Roller | W-7008-SSC-RB | 7.29 | |
| | 2 1/2" | 1,800 | 1,800 | 2 3/4" | 1 15/16" | - | Plain | W-7108-SS | 14.86 |
| | | | 1,800 | 2 27/32" | 3/4" | 1" * 1 1/4" | Roller | W-7108-SS-RB | 16.51 |
| | 3" | 2 1/2" | 2,500 | 3 1/4" | 1 15/16" | - | Plain | W-7508-SS | 18.00 |
| | | | 2,500 | 3 7/16" | 3/4" | 1" * 1 1/4" | Roller | W-7508-SS-RB | 20.20 |
| | | | 3,500 | 3 7/16" | 3/4" | - | Tapered | W-9108-SS-TB | 13.02 |
| | | | 3,500 | 3 1/4" | 1 15/16" | - | Plain | W-9108-SSR | 15.00 |
| | | | 3,500 | 3 1/4" | 3/4" | 1" * 1 1/4" | Roller | W-9108-SSR-RB | 15.00 |
| | | | 4,500 | 3 1/2" | 3/4" | 1" * 1 1/4" | Tapered | W-9108-SSR-TB | 25.00 |
| 4,000 | | | 3 1/4" | 1 15/16" | 1 13/16" | Plain | W-9108-STR | 18.00 | |
| 4,000 | | | 3 1/4" | 3/4" | 1" * 1 1/4" | Roller | W-9108-STR-RB | 20.00 | |
| 4,000 | | | 3 1/2" | 3/4" | 1 1/4" | Tapered | W-9108-STR-TB | 20.00 | |
| 4,750 | | | 3 7/16" | 3/4" | - | Tapered | W-9108-DI-TB | 16.32 | |
| 4,500 | | | 3 1/4" | 1 15/16" | - | Plain | W-9108-FSR | 18.50 | |
| 4,500 | | | 3 1/4" | 3/4" | 1" * 1 1/4" | Roller | W-9108-FSR-RB | 18.50 | |
| 5,500 | 3 1/2" | 3/4" | 1" | Tapered | W-9108-FSR-TB | 18.50 | | | |
| 4" | 4" | 5,000 | 4 1/4" | 2 7/16" | - | Plain | W-9684-SSR | 28.00 | |
| | | 5,000 | 4 1/4" | 1 1/4" | 1" | Roller | W-9684-SSR-RB | 28.00 | |
| | | 5,000 | 4 1/2" | 1 1/4" | 1" | Tapered | W-9684-SSR-TB | 28.00 | |
| | | 8,400 | 4 1/4" | 2 7/16" | - | Plain | W-9684-FSR | 37.00 | |
| | | 8,400 | 4 1/4" | 1 1/4" | 1" * 1 1/2" | Roller | W-9684-FSR-RB | 37.00 | |
| | | 10,000 | 4 1/2" | 1 1/4" | 1" | Tapered | W-9684-FSR-TB | 37.00 | |
| | | 20,000 | 4 1/4" | 3 1/8" | - | Plain | W-9684-FSH | 37.00 | |
| | | 20,000 | 4 1/2" | 1 1/4" | 1 1/2" | Tapered | W-9684-FSH-TB | 37.00 | |

STEEL DUCTILE FORGED WHEELS

WHEELS

| WHEEL | | | | | | PART NUMBER | | | | |
|----------|-------------|---------------|------------|---------------|-----------------------|--------------|----------------|--------------------|----------------|-------|
| Diameter | Tread Width | Capacity Lbs. | Hub Length | Standard Bore | Alternative Bore | Bearing Type | Part Number | Wheel Weight (lbs) | | |
| 10" | 2 1/2" | 2,000 | 2 3/4" | 1 15/16" | - | Plain | W-7110-SS | 15.54 | | |
| | | 2,000 | 2 27/32" | 3/4" | 1"* 1 1/4" | Roller | W-7110-SS-RB | 17.22 | | |
| | | 3,300 | 2 3/4" | 1 15/16" | - | Plain | W-7110-SSR | 15.50 | | |
| | | 3,300 | 2 27/32" | 3/4" | 1"* 1 1/4" | Roller | W-7110-SSR-RB | 17.25 | | |
| 10" | 3" | 2,500 | 3 1/4" | 1 15/16" | - | Plain | W-7510-SS | 18.72 | | |
| | | 2,500 | 3 7/16" | 3/4" | 1"* 1 1/4" | Roller | W-7510-SS-RB | 20.61 | | |
| | | 3,500 | 3 7/16" | 3/4" | - | Tapered | W-9110-SS-TB | 18.46 | | |
| | | 3,500 | 3 1/4" | 1 15/16" | 2 7/16" | Plain | W-9110-SSR | 30.00 | | |
| | | 3,500 | 3 1/4" | 3/4" | 1"* 1 1/4" * 1 1/2" | Roller | W-9110-SSR-RB | 30.00 | | |
| | | 3,500 | 3 1/2" | 3/4" | 1"* 1 1/4" | Tapered | W-9110-SSR-TB | 30.00 | | |
| | | 4,000 | 3 1/4" | 1 15/16" | 1 13/16" | Plain | W-9110-STR | 23.00 | | |
| | | 4,000 | 3 1/4" | 3/4" | 1"* 1 1/4" | Roller | W-9110-STR-RB | 25.00 | | |
| | | 4,000 | 3 1/2" | 3/4" | 1 1/4" | Tapered | W-9110-STR-TB | 25.00 | | |
| | | 5,000 | 3 7/16" | 3/4" | - | Tapered | W-9110-DI-TB | 27.56 | | |
| | | 5,000 | 3 1/4" | 1 15/16" | - | Plain | W-9110-FSR | 28.00 | | |
| | | 5,000 | 3 1/4" | 3/4" | 1"* 1 1/4" | Roller | W-9110-FSR-RB | 28.00 | | |
| | | 6,000 | 3 1/2" | 3/4" | 1"* 1 1/4" | Tapered | W-9110-FSR-TB | 28.00 | | |
| | | 6,500 | 3 1/4" | 2 7/16" | - | Plain | W-9110-FSH | 28.00 | | |
| | | 6,000 | 3 1/4" | 1" | 3/4"* 1 1/4" * 1 1/2" | Roller | W-9110-FSH-RB | 28.00 | | |
| | | 6,500 | 3 1/2" | 1 1/4" | 1"* 1 1/2" | Tapered | W-9110-FSH-TB | 28.00 | | |
| | | 10" | 4" | 6,000 | 4 1/4" | 2 7/16" | - | Plain | W-96104-SSR | 32.00 |
| | | | | 6,000 | 4 1/4" | 1 1/4" | 1" | Roller | W-96104-SSR-RB | 32.00 |
| 6,000 | 4 1/2" | | | 1 1/4" | 1" | Tapered | W-96104-SSR-TB | 32.00 | | |
| 8,400 | 4 1/4" | | | 2 7/16" | - | Plain | W-96104-FSR | 48.00 | | |
| 8,400 | 4 1/4" | | | 1 1/4" | 1"* 1 1/2" | Roller | W-96104-FSR-RB | 48.00 | | |
| 10,000 | 4 1/2" | | | 1 1/4" | 1" | Tapered | W-96104-FSR-TB | 48.00 | | |
| 20,000 | 4 1/4" | | | 3 1/8" | - | Plain | W-96104-FSH | 48.00 | | |
| 20,000 | 4 1/2" | | | 1 1/4" | 1 1/2" | Tapered | W-96104-FSH-TB | 48.00 | | |

CasterDepot®

STEEL DUCTILE FORGED WHEELS

WHEELS

| WHEEL | | | | | | PART NUMBER | | | |
|----------|-------------|---------------|------------|---------------|------------------|-----------------|----------------------------|--------------------|-----------------|
| Diameter | Tread Width | Capacity Lbs. | Hub Length | Standard Bore | Alternative Bore | Bearing Type | Part Number | Wheel Weight (lbs) | |
| 12" | 2 1/2" | 2,000 | 2 3/4" | 1 15/16" | - | Plain Roller | W-7112-SS | 18.78 | |
| | | 2,000 | 2 27/32" | 3/4" | 1"* 1 1/4" | | W-7112-SS-RB | 20.43 | |
| | 3" | 3" | 2,500 | 3 1/4" | 1 15/16" | - | Plain Roller | W-7512-SS | 24.00 |
| | | | 2,500 | 3 7/16" | 3/4" | 1"* 1 1/4" | | W-7512-SS-RB | 25.89 |
| | | | 3,500 | 3 7/16" | 3/4" | - | Tapered Plain | W-9112-SS-TB | 28.66 |
| | | | 2,500 | 3 1/4" | 1 15/16" | - | | W-9112-SSR | 26.00 |
| | | | 2,500 | 3 1/4" | 3/4" | 1"* 1 1/4" | Roller | W-9112-SSR-RB | 26.00 |
| | | | 2,500 | 3 1/4" | 3/4" | 1"* 1 1/4" | | W-9112-SSR-TB | 26.00 |
| | | | 5,500 | 3 7/16" | 3/4" | - | Tapered | W-9112-DI-TB | 30.87 |
| | | | 4" | 4" | 7,500 | 4 1/4" | 2 7/16" | - | Plain Roller |
| | 7,500 | 4 1/4" | | | 1 1/4" | 1"* 1 1/2" | W-96124-DIR-RB | 53.00 | |
| | 7,500 | 4 1/2" | | | 1 1/4" | 1" | Tapered Roller | W-96124-DIR-TB | 53.00 |
| | 7,500 | 4 1/4" | | | 1 1/4" | 1 1/2" | | W-96124-FSR-RB | 130.00 |
| | 20,000 | 4 1/4" | | | 2 7/16" | - | Plain Tapered | W-96124-FSH | 130.00 |
| | 20,000 | 4 1/2" | | | 1 1/4" | - | | W-96124-FSH-TB | 130.00 |
| | 16" | 4" | 7,500 | 4 1/4" | 2 7/16" | - | Plain Roller Tapered | W-96164-SSR | 72.00 |
| | | | 7,500 | 4 1/4" | 1 1/4" | 1"* 1 1/2" | | W-96164-SSR-RB | 72.00 |
| | | | 7,500 | 4 1/2" | 1 1/4" | 1"* 1 1/2" | | W-96164-SSR-TB | 72.00 |

CasterDepot®



V GROOVE 300-15,000 LBS

WHEELS



FEATURES

BEARINGS: Plain, Ball, Delrin, Nylon, Roller, Caged Roller, Tapered
TEMPERATURE: -45°F to 180°F (standard),
 -45°F to 800°F (with Roller bearing & Steel side washers)
COLOURS: Silver
DESCRIPTION: V Groove wheels, made of cast iron, are designed to operate on inverted angle iron tracks.

This enables heavy loads to be guided along the tracks with complete control instead of possibly doing damage to industrial floors and equipment. Because the tread is flat on the bottom, the V Groove wheel can be used on normal floor surfaces. Available in Stainless Steel upon request.

EXCELLENT FOR:

- Guided industrial
- Material handling
- Waste bins
- Assembly lines
- Paint lines



V GROOVE



V GROOVE



FORGED V GROOVE

WHEEL

PART NUMBER

| Diameter | Tread Width | Capacity Lbs. | Hub Length | Standard Bore | Alternative Bore | Bearing Type | Part Number | Wheel Weight (lbs) |
|----------|-------------|---------------|------------|---------------|----------------------------|-----------------|-----------------|--------------------|
| 3" | 1 1/4" | 300 | 1 1/2" | 1/2" | 5/16" * 3/8" | Plain | W-1930-VG | 1.30 |
| | 1 1/2" | 600 | 1 5/8" | 1 3/16" | - | Plain | W-6203-VG | 1.64 |
| 4" | 1 1/2" | 600 | 1 13/16" | 1/2" | 5/16" * 3/8" * 5/8" * 3/4" | Roller | W-6203-VG-RB | 1.94 |
| | | 600 | 1 5/8" | 1 3/16" | - | Plain | W-6204-VG | 2.60 |
| | 2" | 1,000 | 2 3/16" | 1 3/16" | - | Plain | W-7004-VG | 3.62 |
| | | 1,000 | 2 3/8" | 1/2" | 3/8" * 5/8" * 3/4" | Roller | W-7004-VG-RB | 4.06 |
| 5" | 2" | 1,400 | 2 3/16" | 1 3/16" | - | Plain | W-7005-VG | 4.56 |
| | | 1,400 | 2 3/8" | 1/2" | 3/8" * 5/8" * 3/4" | Roller | W-7005-VG-RB | 5.00 |
| 6" | 2" | 1,400 | 2 3/16" | 1 3/16" | - | Plain | W-7006-VG | 5.80 |
| | | 1,400 | 2 3/8" | 1/2" | 3/8" * 5/8" * 3/4" | Roller | W-7006-VG-RB | 6.24 |
| | 2 1/2" | 2,000 | 2 3/4" | 1 15/16" | - | Plain | W-7106-VG | 8.00 |
| | | 2,000 | 2 27/32" | 3/4" | 1" * 1 1/4" | Roller | W-7106-VG-RB | 9.65 |
| | 3" | 2,500 | 3 1/4" | 1 15/16" | - | Plain | W-7506-VG | 12.00 |
| | | 2,500 | 3 7/16" | 3/4" | 1" * 1 1/4" | Roller | W-7506-VG-RB | 13.89 |
| | | 6,000 | 3 1/4" | 2 7/16" | - | Plain | W-9106-VGFS* | 20.00 |
| | | 6,000 | 3 1/4" | 1 1/4" | 1 1/2" | Roller | W-9106-VGFS-RB* | 20.00 |
| 10,000 | | 3 1/2" | 1 1/4" | 3/4" * 1" | Tapered | W-9106-VGFS-TB* | 20.00 | |
| 15,000 | | 3 1/4" | 3 1/8" | - | Plain | W-9106-VGFSH* | 20.00 | |
| 15,000 | 3 1/2" | 1 1/4" | 1 1/2" | Tapered | W-9106-VGFSH-TB* | 20.00 | | |

OPTIONS:

- BB Ball Bearing
- BR Bronze Bushing
- DB Delrin Bearing
- NB Nylon Roller Bearing
- NBSS Stainless Steel Nylon Roller Bearing
- RB Roller Bearing
- RBC Caged Roller Bearing
- RBSS Stainless Steel Roller Bearing
- SSW Steel Side Washer
- SWH Heat-treated Side Washer
- TB Tapered Bearing
- TG Thread Guards

SPECIAL:

Available in Stainless Steel upon request



V-Groove Dimension: Width X Depth

- 1 3/8" X 11/16" - Marked with (*)
- 1 3/4" X 7/8" - Marked with (+)
- 7/8" X 1/2" - All others


V GROOVE WHEELS

WHEELS

WHEEL


PART NUMBER

| Diameter | Tread Width | Capacity Lbs. | Hub Length | Standard Bore | Alternative Bore | Bearing Type | Part Number | Wheel Weight (lbs) | |
|----------|-------------|---------------|------------|---------------|----------------------|----------------------|-------------------|--------------------|-------|
| 8" | 2" | 1,400 | 2 3/16" | 1 3/16" | - | Plain | W-7008-VG | 9.00 | |
| | | 1,400 | 2 3/8" | 1/2" | 3/8" * 5/8" * 3/4" | Roller | W-7008-VG-RB | 9.44 | |
| | 2 1/2" | 2,500 | 2 3/4" | 1 15/16" | - | Plain | W-7108-VG | 13.50 | |
| | | 2,500 | 2 27/32" | 3/4" | 1" * 1 1/4" | Roller | W-7108-VG-RB | 15.15 | |
| | 3" | 2,800 | 2,800 | 3 1/4" | 1 15/16" | - | Plain | W-7508-VG | 17.28 |
| | | | 2,800 | 3 7/16" | 3/4" | 1" * 1 1/4" | Roller | W-7508-VG-RB | 19.17 |
| | | 4,500 | 4,500 | 3 1/4" | 2 7/16" | - | Plain | W-9108-VGR* | 24.00 |
| | | | 4,500 | 3 1/4" | 3/4" | 1" * 1 1/4" * 1 1/2" | Roller | W-9108-VGR-RB* | 24.00 |
| | | 4,500 | 4,500 | 3 1/2" | 3/4" | 1" * 1 1/4" | Tapered | W-9108-VGR-TB* | 24.00 |
| | | | 5,000 | 3 1/4" | 1 15/16" | - | Plain | W-9108-VGFS | 24.00 |
| | | 5,000 | 5,000 | 3 1/4" | 3/4" | 1" * 1 1/4" | Roller | W-9108-VGFS-RB | 24.00 |
| | | | 5,000 | 3 1/2" | 3/4" | 1" | Tapered | W-9108-VGFS-TB | 24.00 |
| 4" | 8,400 | 8,400 | 4 1/4" | 2 7/16" | - | Plain | W-9684-VGFS | 24.00 | |
| | | 8,400 | 4 1/4" | 1 1/4" | 1 1/2" | Roller | W-9684-VGFS-RB | 24.00 | |
| | 10,000 | 10,000 | 4 1/2" | 1 1/4" | 1" | Tapered | W-9684-VGFS-TB+ | 24.00 | |
| | | 15,000 | 4 1/4" | 3 1/8" | - | Plain | W-9684-VGFSH+ | 24.00 | |
| | 15,000 | 15,000 | 4 1/2" | 1 1/4" | 1 1/2" | Tapered | W-9684-VGFSH-TB+ | 24.00 | |
| | | 3,000 | 3 1/4" | 1 15/16" | - | Plain | W-7510-VG | 22.00 | |
| 10" | 3,000 | 3,000 | 3 7/16" | 3/4" | 1" * 1 1/4" | Roller | W-7510-VG-RB | 23.89 | |
| | | 5,000 | 3 1/4" | 1 15/16" | - | Plain | W-9110-VGFS* | 27.00 | |
| | 5,000 | 5,000 | 3 1/4" | 3/4" | 1" * 1 1/4" | Roller | W-9110-VGFS-RB* | 27.00 | |
| | | 5,000 | 3 1/2" | 3/4" | 1" | Tapered | W-9110-VGFS-TB* | 27.00 | |
| | 6,000 | 6,000 | 3 1/4" | 2 7/16" | - | Plain | W-9110-VGFSH* | 27.00 | |
| | | 6,000 | 3 1/4" | 3/4" | 1" * 1 1/4" * 1 1/2" | Roller | W-9110-VGFSH-RB* | 27.00 | |
| | 6,000 | 6,000 | 3 1/2" | 1 1/4" | 1" | Tapered | W-9110-VGFSH-TB* | 27.00 | |
| | | 8,400 | 8,400 | 4 1/4" | 2 7/16" | - | Plain | W-96104-VGFS+ | 48.00 |
| | 8,400 | | 8,400 | 4 1/4" | 1 1/4" | 1" * 1 1/2" | Roller | W-96104-VGFS-RB+ | 48.00 |
| | | 10,000 | 10,000 | 4 1/2" | 1 1/4" | 1" | Tapered | W-96104-VGFS-TB+ | 48.00 |
| 15,000 | 15,000 | | 4 1/4" | 3 1/8" | - | Plain | W-96104-VGFSH+ | 48.00 | |
| | 15,000 | 15,000 | 4 1/2" | 1 1/4" | 1 1/2" | Tapered | W-96104-VGFSH-TB+ | 48.00 | |



V-Groove Dimension: Width X Depth


- 1 3/8" X 11/16" - Marked with (*)
- 1 3/4" X 7/8" - Marked with (+)
- 7/8" X 1/2" - All others



FEATURES

Ball Bearings and Stainless Steel Ball Bearings
Bronze Bearings
Delrin Bearings

Precision Bearings and Stainless Steel Precision Bearings
Roller Bearings and Stainless Steel Roller Bearings
Tapered Bearing Kits



Sealed

- Generally heat treated for long lasting use
- Raceway is sealed to protect balls and prevent dirt and dust from entering
- No maintenance lubrication required
- Quiet operation for medium loads
- Maximum temperature range: 250°F

BRONZE BEARING



- Corrosion resistant
- No maintenance lubrication required
- Self lubricating
- Highly recommended for high heat or wet applications
- Maximum temperature range: 525°F

DELRIN BEARING



Delrin Bearing

- Dupont™ engineered plastic, very durable
- For brine conditions, steam cleaning, or where excessive water or liquids are present
- Light oil or grease lubrication required
- Delrin Bearing, maximum temperature range: 180°F
- High Temperature Delrin Bearing (HT), maximum temperature range: 300°F

HT Delrin Bearing



| BALL BEARING | | | | PART NUMBER | | |
|--------------|-------|---------|----------------|---------------|--------------|------------------------------|
| O.D. | I.D. | Length | Bearing Type | Use per Wheel | Part Number | Shipping Weight (LBS) (Each) |
| 1 1/8" | 1/4" | 29/64" | Ball | 2 | BB-0800-1/4 | 0.08 |
| | 5/16" | 11/16" | Ball | 2 | BB-1000-5/16 | 0.10 |
| | 5/16" | 25/32" | Ball | 2 | BB-PLY-5/16 | 0.11 |
| | 5/16" | 53/64" | Ball | 2 | BB-1900-5/16 | 0.10 |
| | 3/8" | 11/16" | Ball | 2 | BB-1000-3/8 | 0.09 |
| | 3/8" | 25/32" | Ball | 2 | BB-PLY-3/8 | 0.10 |
| | 3/8" | 53/64" | Ball | 2 | BB-1900-3/8 | 0.10 |
| | 1/2" | 7/16" | Ball (S/S) | 2 | BB-2009-1/2 | 0.07 |
| | 1/2" | 29/64" | Ball | 2 | BB-5000-1/2 | 0.06 |
| 1 3/16" | 1/2" | 15/16" | Ball | 2 | BB-6200-1/2 | 0.12 |
| | 1/2" | 15/16" | Ball (S/S) | 2 | BB-6209-1/2 | 0.12 |
| | 1/2" | 1 5/64" | Ball | 2 | BB-5300-1/2 | 0.13 |
| | 1/2" | 1 7/32" | Ball | 2 | BB-7000-1/2 | 0.15 |
| | 1/2" | 1 7/32" | Ball | 2 | BB-7000A-1/2 | 0.15 |
| | 1/2" | 1 7/32" | Ball (S/S) | 2 | BB-7009-1/2 | 0.15 |
| 1 3/8" | 1/2" | 17/32" | Precision Ball | 2 | PBB-7900-1/2 | 0.13 |
| | 5/8" | 17/32" | Precision Ball | 2 | PBB-7900-5/8 | 0.12 |
| | 3/4" | 17/32" | Precision Ball | 2 | PBB-7900-3/4 | 0.11 |
| 1 15/16" | 3/4" | 1 5/8" | Ball | 2 | BB-7500-3/4 | 0.59 |

| BRONZE BEARING | | | | PART NUMBER | | |
|----------------|----------|--------|--------------|---------------|-------------|------------------------------|
| O.D. | I.D. | Length | Bearing Type | Use per Wheel | Part Number | Shipping Weight (LBS) (Each) |
| 1 3/16" | 3/4" | 25/32" | Bronze | 2 | BR-7000A | 0.18 |
| | 3/4" | 2" | Bronze | 1 | BR-7000 * | 0.30 |
| | 1 3/8" | 1" | Bronze | 2 | BR-7100B | 0.17 |
| | 1 15/16" | 1" | Bronze | 2 | BR-7100 | 0.90 |

| DELRIN BEARING | | | | PART NUMBER | | | |
|----------------|--------|--------|--------------|---------------|-------------|------------------------------|------|
| O.D. | I.D. | Length | Bearing Type | Use per Wheel | Part Number | Shipping Weight (LBS) (Each) | |
| 1 3/16" | 1/2" | 11/16" | Delrin | 2 | DB-7000 | 0.04 | |
| | 5/8" | 11/16" | Delrin | 2 | DB-7000A | 0.04 | |
| | 5/8" | 1 5/8" | Delrin | 1 | DB-6200B | 0.07 | |
| | 3/4" | 11/16" | Delrin | 2 | DB-7000B | 0.04 | |
| | 3/4" | 1 5/8" | Delrin | 1 | DB-6200 | 0.05 | |
| | 3/4" | 2 1/8" | Delrin | 1 | DB-7000C | 0.07 | |
| | 3/4" | 2 1/4" | Delrin | 1 | DB-7000D | 0.08 | |
| | 5/8" | 2 1/8" | Delrin | 1 | DB-7000G-HT | 0.07 | |
| | 1 3/8" | 1/2" | 5/8" | Delrin | 2 | DB-7900A | 0.10 |
| | | 5/8" | 5/8" | Delrin | 2 | DB-7900B | 0.10 |
| 3/4" | | 5/8" | Delrin | 2 | DB-7900C | 0.10 | |
| 7/8" | | 11/16" | Delrin | 2 | DB-7900 | 0.10 | |
| 1 15/16" | 1" | 1 1/4" | Delrin | 2 | DB-7100A | 0.08 | |
| | 1 1/4" | 1 1/4" | Delrin | 2 | DB-7100 | 0.08 | |

BEARINGS

casterdepot.com

BEARINGS

PRECISION BEARING



Sealed

- Recommended for maximum rolling ease
- No maintenance lubrication required
- Quiet operation for medium duty loads
- Maximum temperature range: 250°F

PRECISION BEARING

PART NUMBER

| O.D. | I.D. | Length | Bearing Type | Use per Wheel | Part Number | Shipping Weight (LBS) (Each) |
|-------------|-------------|--------|-----------------|---------------|--------------|------------------------------|
| | | | | | | |
| 32MM | 15MM | 9MM | Precision | 2 | PB-5000-15MM | 0.07 |
| | 15MM | 9MM | Precision (S/S) | 2 | PB-5009-15MM | 0.07 |
| 37MM | 12MM | 12MM | Precision | 2 | PB-6301 | 0.13 |
| 40MM | 3/4" | 12MM | Precision | 2 | PB-7000-3/4 | 0.14 |
| | 17MM | 12MM | Precision | 2 | PB-7000-17MM | 0.14 |
| | 17MM | 12MM | Precision (S/S) | 2 | PB-7009-17MM | 0.14 |
| 62MM | 30MM | 16MM | Precision | 2 | PB-7100-30MM | 0.44 |
| | 30MM | 16MM | Precision (S/S) | 2 | PB-7109-30MM | 0.44 |

ROLLER BEARING

Steel

Caged

Nylon

- Capable of carrying greater load than same size ball bearing
- Generally heat treated split outer race shell into which roller assembly is inserted
- Hardened steel rollers in thermoplastic or steel cage
- Caged drawn cup bearings have steel cage to provide inward retention of needle rollers
- Provides maximum cage strength consistent with long service life
- Roller Bearing, maximum temperature range: 350°F
- Roller Bearing (Nylon Cage), maximum temperature range: 200°F
- (* RB-5426A maximum temperature range: 200°F)
- Caged Roller Bearing, maximum temperature range: 400°F

ROLLER BEARING

PART NUMBER

| O.D. | I.D. | Length | Bearing Type | Use per Wheel | Part Number | Shipping Weight (LBS) (Each) |
|-----------------|---------------|--------------|--------------|---------------|-------------|------------------------------|
| | | | | | | |
| 1 3/16" | 1/2" | 1 3/8" | Roller | 1 | RB-6200B | 0.22 |
| | 5/8" | 1 3/8" | Roller | 1 | RB-6200A | 0.21 |
| | 5/8" | 1 3/8" | Caged | 1 | RB-6200D | 0.18 |
| | 5/8" | 1 7/8" | Roller | 1 | RB-7000B-NB | 0.26 |
| | 5/8" | 2" | Roller | 1 | RB-7000B | 0.30 |
| | 3/4" | 1 3/8" | Roller | 1 | RB-6200 | 0.18 |
| | 3/4" | 1 3/8" | Nylon | 1 | RB-6200-NB | 0.13 |
| | 3/4" | 1 3/8" | Roller (S/S) | 1 | RB-6209 | 0.20 |
| | 3/4" | 1 3/8" | Nylon (S/S) | 1 | RB-6209-NB | 0.13 |
| | 3/4" | 1 7/8" | Roller | 1 | RB-7000 | 0.28 |
| | 3/4" | 1 7/8" | Nylon | 1 | RB-7000-NB | 0.18 |
| | 3/4" | 1 7/8" | Caged | 1 | RB-7000C | 0.28 |
| 3/4" | 2" | Roller (S/S) | 1 | RB-7009 | 0.27 | |
| 1 15/16" | 1" | 2 1/2" | Roller | 1 | RB-7100 | 1.06 |
| | 1" | 2 1/2" | Roller (S/S) | 1 | RB-7109 | 1.06 |
| | 1" | 3" | Roller | 1 | RB-7500 | 1.27 |
| | 1 1/4" | 2 1/2" | Roller | 1 | RB-7100A | 0.93 |
| | 1 1/4" | 3" | Roller | 1 | RB-7500A | 1.12 |
| 2 7/16" | 1 1/4" | 4" | Roller | 1 | RB-7800 | 2.59 |
| | 1 1/2" | 4" | Roller | 1 | RB-7800A | 2.40 |
| 20MM | 12MM | 36MM | Nylon | 1 | RB-5426A* | 0.09 |

TAPERED BEARING



- Most effective bearing for heavy loads
- Capable of absorbing excessive friction when load tips
- Can be used where high-speed operation is essential
- Uses conical rollers that run on conical races
- Supports both radial & axial loads
- Carries higher loads than ball bearings due to greater contact area
- Optimal for towline applications
- Maximum temperature range: 400°F

TAPERED BEARING KITS

PART NUMBER

| O.D. | I.D. | Length | Bearing Type | Use per Wheel | Part Number | Shipping Weight (LBS) (Each) |
|-----------------|---------------|--------|--------------|---------------|----------------|------------------------------|
| | | | | | | |
| 1 25/32" | 3/4" | 0.610 | Tapered Kit | 2 | TB-9100-3/4 | 0.28 |
| 1 15/16" | 3/4" | 0.710 | Tapered Kit | 2 | TB-9100-3/4A | 0.39 |
| 1 49/50" | 1" | 0.560 | Tapered Kit | 2 | TB-9100-1A | 0.28 |
| 2 1/3" | 1 1/4" | 0.625 | Tapered Kit | 2 | TB-9100-1 1/4B | 0.39 |
| | 1" | 0.750 | Tapered Kit | 2 | TB-9100-1 | 0.62 |
| 2 7/16" | 1 1/4" | 0.715 | Tapered Kit | 2 | TB-9100-1 1/4 | 0.51 |
| | 1 1/4" | 1.156 | Tapered Kit | 2 | TB-9600-1 1/4 | 1.64 |
| 3 1/8" | 1 1/2" | 1.156 | Tapered Kit | 2 | TB-9600-1 1/2 | 1.45 |



BUSHINGS

casterdepot.com



| SPANNER BUSHING | | | | | PART NUMBER | | | | |
|-----------------|---------|---------------------|---------------------|--------------------------|--------------------------|---------------|------------------------------|-------------|------|
| O.D. | I.D. | Length | For Series | Material | Drilled | Part Number | Shipping Weight (LBS) (Each) | | |
| 3/8" | 1/4" | 1" | 0800 | Steel | - | SB-0800-ST | 0.01 | | |
| | | 1" | 0800 | Steel | - | SB-0800D-ST | 0.02 | | |
| | 5/16" | 1 3/8" | 1000 | Steel | - | SB-1000C-ST | 0.01 | | |
| | | 1 5/8" | 1900 | Steel | - | SB-1900-ST | 0.01 | | |
| | | 1 5/8" | 1900 | Steel | Cross Drilled | SB-1900-CDST | 0.01 | | |
| 7/16" | 3/8" | 2" | 4000 | Steel | - | SB-4004-ST | 0.02 | | |
| 1/2" | 5/16" | 1 3/16" | 1000 | Steel | - | SB-1000B-ST | 0.03 | | |
| | | 1 3/8" | 1000 | Steel | - | SB-1000-ST | 0.03 | | |
| | | 1 3/8" | 2009 | Stainless Steel | - | SB-2009-SS | 0.05 | | |
| | | 1 3/8" | 2009 | Stainless Steel | Cross Drilled | SB-2009-CDSS | 0.05 | | |
| | | 1 7/16" | 1900 | Steel | - | SB-1900E-ST | 0.04 | | |
| | | 1 1/2" | 1900 | Steel | - | SB-1900B-ST | 0.04 | | |
| | | 1 17/32" | 1900 | Steel | - | SB-1900D-ST | 0.04 | | |
| | | 1 5/8" | 1900 | Steel | - | SB-1900A-ST | 0.04 | | |
| | | 1 5/8" | 1900 | Steel | Cross Drilled | SB-1900A-CDST | 0.04 | | |
| | | 1 5/8" | 2009 | Stainless Steel | - | SB-2009A-SS | 0.06 | | |
| | | 1 5/8" | 2009 | Stainless Steel | Cross Drilled | SB-2009A-CDSS | 0.06 | | |
| | | 5/8" | 3/8" | 15/16" | 0800 | Steel | - | SB-0800B-ST | 0.02 |
| | | | | 1 3/16" | 1000 | Steel | - | SB-1000E-ST | 0.03 |
| | | | | 1 7/16" | 1000 | Steel | - | SB-1000D-ST | 0.02 |
| 1 5/8" | 4003 | | | Plastic | - | SB-4003-PO | 0.01 | | |
| 1 5/8" | 5200 | | | Steel | Cross Drilled & Hardened | SB-5200-CDST | 0.04 | | |
| 5/8" | 3/8" | 1 5/8" | 5200 | Steel | - | SB-5200A-ST | 0.07 | | |
| | | 1 5/8" | 5200 | Steel | Cross Drilled | SB-5200A-CDST | 0.07 | | |
| | | 1 11/16" | 5200 | Steel | Cross Drilled & Hardened | SB-5200D-ST | 0.09 | | |
| | | 1 11/16" | 5200 | Plastic | - | SB-5200-PO | 0.02 | | |
| | | 1 3/4" | 5200 | Steel | - | SB-5200B-ST | 0.10 | | |
| | | 1 3/4" | 5200 | Steel | Cross Drilled | SB-5200B-CDST | 0.10 | | |
| | | 2 1/4" | 5300 | Steel | - | SB-5300A-ST | 0.10 | | |
| 2 1/4" | 5300 | Steel | Cross Drilled | SB-5300A-CDST | 0.10 | | | | |
| 7/16" | 2 3/32" | 4000 | Steel | - | SB-4004A-ST | 0.08 | | | |
| 3/4" | 1/2" | 1 7/8" | 6400 | Plastic | Cross Drilled | SB-6200-PO | 0.03 | | |
| | | 1 7/8" | 6400 | Steel | Cross Drilled & Hardened | SB-6200-ST | 0.12 | | |
| | | 1 7/8" | 6400 | Stainless Steel | Cross Drilled | SB-6209-SS | 0.12 | | |
| | | 2 7/16" | 6500,6800,6900,7000 | Plastic | Cross Drilled | SB-7000-PO | 0.03 | | |
| | | 2 7/16" | 6500,6800,6900,7000 | Steel | Cross Drilled & Hardened | SB-7000-ST | 0.16 | | |
| | | 2 7/16" | 6500,6800,6900,7000 | Bronze | Cross Drilled | SB-7000-BR | 0.17 | | |
| | | 2 7/16" | 6500,6800,6900,7000 | Stainless Steel | Cross Drilled | SB-7009-SS | 0.16 | | |
| 5/8" | 2 7/16" | 6500,6800,6900,7000 | Plastic | - | SB-7000A-PO | 0.03 | | | |
| | | 6500,6800,6900,7000 | Steel | Cross Drilled & Hardened | SB-7000A-ST | 0.09 | | | |
| 1" | 3/4" | 2 13/16" | 7100 | Steel | Cross Drilled & Hardened | SB-7100B-ST | 0.28 | | |
| | | 3" | 7100 | Steel | Cross Drilled & Hardened | SB-7100-ST | 0.28 | | |
| | | 3" | 7100 | Stainless Steel | Cross Drilled | SB-7109-SS | 0.30 | | |
| | | 3 1/2" | 7500 | Steel | Cross Drilled & Hardened | SB-7500-ST | 0.31 | | |
| 1 1/4" | 1" | 2 13/16" | 7100 | Steel | Cross Drilled & Hardened | SB-7100A-ST | 0.34 | | |
| | | 3 1/2" | 7500 | Steel | Cross Drilled & Hardened | SB-7500A-ST | 0.41 | | |
| | | 4 1/2" | 9100,9200,9600 | Steel | Cross Drilled & Hardened | SB-7800-ST | 0.55 | | |
| 1 1/2" | 1 1/4" | 3 1/2" | 7500 | Steel | Cross Drilled & Hardened | SB-7500B-ST | 0.50 | | |
| | | 4 1/2" | 9100,9200,9600 | Steel | Cross Drilled & Hardened | SB-7800B-ST | 0.68 | | |
| | | 5 1/2" | CYCLONE | Steel | Cross Drilled & Hardened | SB-CY00-ST | 0.72 | | |

BUSHINGS



| FLANGED BUSHINGS | | | | | PART NUMBER | | |
|------------------|-------------|---------|-----------------|-----------------|------------------|------------------------------|--|
| O.D. | I.D. | Length | For Leg Spacing | Material | Part Number | Shipping Weight (LBS) (Each) | |
| 3/4" | 1/2" | 1 7/32" | 2 1/2" | Steel | FB-7000-3/4X1/2 | 0.06 | |
| 1 1/4" | 3/4" | 3/4" | 3" & 3 1/2" | Steel | FB-9100-TB-3/4* | 0.27 | |
| 15MM | 3/8" | 7/8" | 1 3/4" | Steel | FB-5000-15MMX3/8 | 0.04 | |
| 17MM | 1/2" | 15/16" | 2" | Steel | FB-6200-17MMX1/2 | 0.04 | |
| | | 1 1/8" | 2 1/4" | Steel | FB-5300-17MMX1/2 | 0.05 | |
| | | 1 7/32" | 2 1/2" | Steel | FB-7000-17MMX1/2 | 0.05 | |
| | | 1 7/32" | 2 1/2" | Stainless Steel | FB-7009-17MMX1/2 | 0.05 | |
| 30MM | 3/4" | 1 1/2" | 3" | Steel | FB-7100-30MMX1/2 | 0.36 | |
| | | 1 1/2" | 3" | Stainless | FB-7109-30MMX1/2 | 0.36 | |

* used as a reducer for 1 1/4 ID TB to 3/4 ID



WASHERS




| SIDE WASHERS | | | | | PART NUMBER | | |
|-----------------|---------------|---------------|-------|-------------|----------------------|---------------|------------------------------|
| O.D. | I.D. | Flanged O.D. | Thick | Type | Material | Part Number | Shipping Weight (LBS) (Each) |
| 1 13/64" | 25/32" | 1 3/16" | 0.188 | Combination | Plastic | SW-7000-PO | 0.01 |
| | | - | 0.086 | Retainer | Steel | SW-7000-ST | 0.02 |
| | | - | 0.086 | Retainer | Steel - Heat Treated | SW-7000-ST-HT | 0.03 |
| | | 1 3/16" | 0.188 | Combination | Steel | SW-7000B-ST | 0.05 |
| | | 1 3/16" | 0.188 | Combination | Stainless Steel | SW-7009-SS | 0.05 |
| 1 1/2" | 3/4" | - | 0.099 | Thrust | Steel | SW-7000A-ST | 0.03 |
| 1 15/16" | 1" | - | 0.094 | Retainer | Steel | SW-7100-ST | 0.06 |
| | | - | 0.125 | Thrust | Steel | SW-7100B-ST | 0.06 |
| | | - | 0.125 | Retainer | Steel w/ Rubber | SW-7100C-ST | 0.07 |
| 2 3/8" | 1" | 1 15/16" | 0.172 | Combination | Plastic | SW-7100-PO | 0.07 |
| 2 1/2" | 1" | - | 0.094 | Thrust | Steel | SW-7100A-ST | 0.10 |
| | | - | 0.063 | Thrust | Steel | SW-7100D-ST | 0.07 |
| | | 1 1/2" | - | 0.125 | Thrust | Steel | SW-7500A-ST |

| TB SIDE WASHERS | | | | | PART NUMBER | | |
|-----------------|---------------|--------------|-------|----------|------------------|------------------------------|--|
| O.D. | I.D. | Flanged O.D. | Thick | Material | Part Number | Shipping Weight (LBS) (Each) | |
| 31/32" | 3/4" | - | 0.234 | Steel | SW-7100-TB-3/4 | 0.02 | |
| 1" | 3/4" | - | 0.234 | Steel | SW-9100-TB-3/4 | 0.02 | |
| 1 1/2" | 1" | - | 0.375 | Steel | SW-9100-TB-1 | 0.05 | |
| 1 5/8" | 1 1/4" | - | 0.234 | Steel | SW-9600-TB-1 1/4 | 0.05 | |

AXLES
PART NUMBER

| Diameter | Length | Type | For Series | Material | Wheel Hub | Part Number | Shipping Weight (LBS) (Each) | |
|----------------|-------------------|-----------------------|------------------------------------|------------------------------------|-------------------------|----------------------------|------------------------------|------|
| 1/4" | 1 7/16" | Plain Keyway | 4002 | Steel | 1" | AN-4002 | 0.03 | |
| | 1 1/2" | Hex Head | 0800, 0900 | Steel | 1" | AN-0800 | 0.03 | |
| | 1 3/4" | Hex Head Hex Head | 0800, 0900 0800, 0900 | Steel Steel | 1" 1" | AN-0800-SLB AN-0800-TLB | 0.04 0.04 | |
| 5/16" | 1 3/4" | Plain Keyway | 1000 | Steel | 1 3/16" | AN-1000 | 0.05 | |
| | 1 31/32" | Plain Keyway | 4025 | Steel | 1 3/8" | AN-4025 | 0.06 | |
| | 2" | | Plain Keyway | 1000 | Steel | 1 3/8" | AN-1000A | 0.06 |
| | | | Plain Keyway | 1000 | Steel | 1 3/16" | AN-1000-SLB | 0.06 |
| | | | Plain Keyway | 1000 | Steel | 1 3/16" | AN-1000-TLB | 0.06 |
| | | | Plain Keyway | 1900 | Steel | 1 3/8" | AN-1900 | 0.06 |
| | | | Plain Keyway | 8600 | Steel | 1 3/8" | AN-8600 | 0.06 |
| | 2 1/8" | | Plain Keyway | 1900 | Steel | 1 9/16" or 1 5/8" | AN-1900A | 0.06 |
| | | | Plain Keyway | 1900 | Steel | 1 3/8" | AN-1900-SLB | 0.06 |
| | | | Plain Keyway | 1900 | Steel | 1 3/8" | AN-1900-TLB | 0.06 |
| Plain Keyway | | | 2003 | Steel | 1 9/16" or 1 5/8" | AN-2003 | 0.06 | |
| 2 1/4" | | Plain Keyway | 1000 | Steel | 1 3/8" | AN-1000A-SLB | 0.07 | |
| | | Plain Keyway | 1900 | Steel | 1 9/16" or 1 5/8" | AN-1900A-SLB | 0.07 | |
| | | Hex Head | 2009 | Stainless Steel | 1 9/16" or 1 5/8" | AN-2009 | 0.08 | |
| 2 3/8" | | Plain Keyway | 8020 | Steel | 55/64" or 1 7/8" | AN-8020 | 0.06 | |
| 3/8" | 2 3/16" | Plain Keyway | 4003 | Steel | 1 9/16" or 1 5/8" | AN-4003 | 0.09 | |
| | | Plain Keyway | 5000 | Steel | 1 9/16" or 1 5/8" | AN-5000 | 0.08 | |
| | | Plain Keyway | 2100, 5200 | Steel | 1 9/16" or 1 5/8" | AN-5200 | 0.09 | |
| | 2 1/4" | Plain Hex Head | 5200 | Steel | 1 9/16" or 1 5/8" | AN-5200-PWB | 0.10 | |
| | | Zerk Hex Head | 5000, 5400 | Steel | 1 9/16" or 1 5/8" | ANZ-5400 | 0.09 | |
| | 2 3/8" | | Flanged Hex Head | 5200 | Steel | 1 9/16" or 1 5/8" | AN-5200-TLB | 0.10 |
| 2 1/2" | | Zerk Hex Head | 5000, 5400 | Steel | 1 9/16" or 1 5/8" | ANZ-5400-TLB | 0.09 | |
| 2 9/16" | | Plain Keyway | 4004 | Steel | 2" | AN-4004 | 0.10 | |
| | | Plain Keyway | 5000 | Steel | 1 9/16" or 1 5/8" | AN-5000-TLB | 0.10 | |
| 1/2" | 2 3/4" | Plain Hex Head | 6400, 6403 | Steel | 1 13/16" | AN-6400 | 0.19 | |
| | | Zerk Hex Head | 6400, 6403 | Steel | 1 13/16" | ANZ-6400 | 0.19 | |
| | 2 15/16" | | Flanged Zerk Hex Head | 6403 | Steel | 1 13/16" | ANZ-6403-TLB | 0.20 |
| | 3 11/64" | | Plain Hex Head | 6400 | Steel | 1 13/16" | AN-6400-TLB | 0.25 |
| | | | Plain Hex Head | 6500, 7000* | Steel | 2 3/8" | AN-6500 | 0.23 |
| | | | Plain Hex Head | 6500, 7000* | Steel | 2 3/8" | AN-S6500* | 0.23 |
| | | | Zerk Hex Head | 6400 | Steel | 1 13/16" | ANZ-6400-TLB | 0.23 |
| | | | Zerk Hex Head | 6500, 7000* | Steel | 2 3/8" | ANZ-6500* | 0.21 |
| | Zerk Hex Head | 6500, 7000* | Steel | 2 3/8" | ANZ-S6500 | 0.21 | | |
| | 3 3/8" | | Plain Hex Head | 6800, 6900, 7000, Tornado, Twister | Steel | 2 3/8" | AN-7000 | 0.25 |
| Zerk Hex Head | | | 6800, 6900, 7000, Tornado, Twister | Steel | 2 3/8" | ANZ-7000 | 0.21 | |
| 3 7/16" | | Flanged Hex Head | 6500 | Steel | 2 3/8" | AN-S6500-TLB | 0.26 | |
| | | Flanged Zerk Hex Head | 6500 | Steel | 2 3/8" | ANZ-S6500-TLB | 0.23 | |
| 3 1/2" | | | Plain w/Lockwasher | 6809, 7009 | Stainless Steel | 2 3/8" | AN-7009 | 0.25 |
| | Zerk w/Lockwasher | | 6809, 7009 | Stainless Steel | 2 3/8" | ANZ-7009 | 0.24 | |
| 3 3/4" | | Zerk w/Lockwasher | 6809, 7009 | Stainless Steel | 2 3/8" | ANZ-7009-SLB | 0.26 | |
| 4" | | Plain w/Lockwasher | 6809, 7009 | Stainless Steel | 2 3/8" | AN-7009-SLB | 0.29 | |
| 3/4" | 4 1/2" | Plain Hex Head | 7100, 7200, Typhoon 2 1/2 | Steel | 2 27/32" | AN-7100 | 0.76 | |
| | | Zerk Hex Head | 7100, 7200, Typhoon 2 1/2 | Steel | 2 27/32" | ANZ-7100 | 0.73 | |
| | 5" | Plain Hex Head | 7500, Typhoon 3 | Steel | 3 1/4", 3 7/16", 3 1/2" | AN-7500 | 0.83 | |
| | | Plain Hex Head | 9100, 9200 | Steel | 3 1/4", 3 7/16", 3 1/2" | AN-9100 | 0.91 | |
| | | Zerk Hex Head | 7500, Typhoon 3 | Steel | 3 1/4", 3 7/16", 3 1/2" | ANZ-7500 | 0.87 | |
| 8 7/8" | | Plain Hex Head | 9800 3 (A64L & A65L) | Steel | 3 1/4", 3 7/16", 3 1/2" | AN-9800 | 3.00 | |



AXLES & NUTS

AXLES

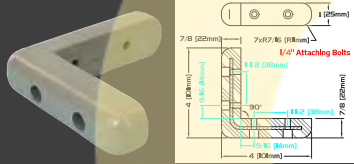
PART NUMBER

| Diameter | Length | Type | For Series | Material | Wheel Hub | Part Number | Shipping Weight (LBS) (Each) |
|----------|----------|----------------------------------|--------------------------------|----------------|------------------------------------|----------------------|------------------------------|
| 1" | 5" | Plain Hex Head | Monsoon 3 | Steel | 3 1/4", 37/16", 3 1/2" | AN-MOA3 | 1.75 |
| | 6" | Plain Hex Head | Monsoon 4 | Steel | 4 1/4" & 4 1/2" | AN-MOA4 | 2.00 |
| | 8 7/8" | Plain Hex Head | 9800 3 (A84M) | Steel | 3 1/4", 37/16", 3 1/2" | AN-9800B | 3.00 |
| 1 1/4" | 5 3/8" | Plain Hex Head | 9600 3 | Steel | 3 1/4", 37/16", 3 1/2" | AN-9600 | 2.00 |
| | 6 3/8" | Plain Hex Head | 9600 4 | Steel | 4 1/4" & 4 1/2" | AN-9604 | 3.15 |
| | 7 1/2" | Plain Hex Head | Cyclone 5 | Steel | 5 1/4" & 5 1/2" | AN-CY05 | 3.57 |
| | 9 1/4" | Plain Hex Head | 9800 3 (A84M) | Steel | 3 1/4", 37/16", 3 1/2" | AN-9800A | 4.50 |
| | 11 1/4" | Plain Hex Head Plain Hex Head | 9800 4 (A84M) 9800 5 (A84M) | Steel Steel | 4 1/4" & 4 1/2" 5 1/4" & 5 1/2" | AN-9804A AN-9805A | 6.00 6.00 |
| 12MM | 1 55/64" | Plain Keyway | 54263 | Steel | 1 9/16" | AN-54263 | 0.13 |



SPECIALTY HARDWARE

90° CORNER BUMPER



Algood's corner bumpers are available in non-marking grey and are manufactured with EnviroRubber encasing a steel strip for long lasting strength and performance. They are designed for easy installation on all types of material handling equipment for total protection. The 90 degree corner bumpers are pre-drilled with two holes on each side for easy mounting. Dimensions are 1" wide and the length is 4" on each side. 1/4" bolts are used for assembly.

Part Number: CB-1


ROUND CORNER BUMPER



Algood's round corner bumper is available in non-marking black or grey and manufactured with natural rubber for long lasting strength and performance. They are designed for easy installation in all types of material handling equipment for total protection. Dimensions are 5" O.D. X 1 1/4" tread width, with a bore of 2 1/2". This corner bumper is available in a 4" diameter as well.

Part Numbers: W-1950-SR-2.30
W-1940-SR-2.30

CORNER BRACKET



Algood's corner bracket is used to weld into corners (90 degrees) or along steel frame (180 degrees). The corner bracket may be used with any series where the 437S, 437SX1 or the 437SX1 5/16 are available.

Part Numbers: CBR-90-437SX1 5/16
CBR-180-437SX1 5/16

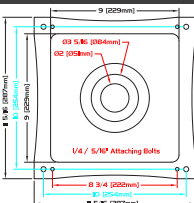

GANGING CLAMPS



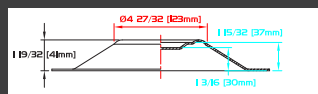
Algood's ganging clamps are used to bind chair frames together for auditoriums, waiting rooms, offices and lunchrooms. A variety of sizes are available based on tubular dimensions. Fastened with nut and bolts.

Part Numbers: GANGING CLAMP-3/4SQ, GANGING CLAMP-5/8RD
GANGING CLAMP-7/8RD, GANGING CLAMP-7/8SQ

TABLE BASE



Thickness: 3 gauge. Part Number: TABLE BASE



Determining The Correct Insert for Tubing

You have to know TWO of THREE pieces of information:

1. Outside Diameter (O.D.) of the tubing.
2. Inside Diameter (I.D.) of tubing.
3. Gauge of material or thickness of material. Gauges are tolerances for ranges of measurement. Please refer to a metal gauge chart indicating the ranges of each gauge. As an example, 18 gauge tubing has a tolerance of .0508" (maximum) to .0449" (minimum) and the normal thickness is .0478".

Now that you have gathered that information you are ready to calculate the correct insert or stem for your application.

- RULE #1** If you know the O.D. and the I.D., to calculate the gauge of tubing do the following: $(O.D. - I.D.) / 2 = \text{gauge of tubing}$.
Example: O.D. is 3/4" or 0.750" & I.D. is 0.660" **Formula:** $(0.750 - 0.660) / 2 = 0.045"$ or 18 gauge
- RULE #2** If you know the O.D. and the gauge, to calculate the I.D. of tubing do the following: $O.D. - (\text{gauge} \times 2) = \text{I.D. of tubing}$.
Example: O.D. is 0.750" & Gauge is 18ga or 0.0478" **Formula:** $0.750 - (0.0478 \times 2) = 0.6544"$
- RULE #3** If you know the I.D. and the gauge, to calculate the O.D. of tubing do the following: $I.D. + (\text{gauge} \times 2) = \text{O.D. of tubing}$.
Example: I.D. is 0.660" & Gauge is 18ga or 0.0478" **Formula:** $0.660 + (0.0478 \times 2) = 0.7556"$

One Final Note: It is important to keep in mind that gauges have a wide tolerance and that samples may be required or you can send a sample of the tubing for exact insert or stem.

375



PLASTIC 375 INSERTS

PART NUMBER

| Tubing O.D. | Tubing Type | Gauge | Stem | Cat Insert O.D. Nominal | Material | Part Number | Shipping Weight (LBS) (Each) |
|-------------|-------------|-------|------|-------------------------|----------|---------------------|------------------------------|
| - | Round | - | 375 | 0.440 | Plastic | I-375 PLASTICWOOD | 0.01 |
| 1/2"X1" | Rectangle | 20 | 375 | - | Plastic | I-1/2X1REC 20GA 375 | 0.01 |
| 1/2" | Round | 16 | 375 | 0.402 | Plastic | I-1/2RD 16GA 375 | 0.01 |
| 0.580 | Round | - | 375 | 0.580 | Plastic | I-.580RD SPGA 375 | 0.01 |
| 3/4" | Round | 16 | 375 | 0.630 | Plastic | I-3/4RD 16GA 375 | 0.01 |
| | Round | 20 | | 0.700 | Plastic | I-3/4RD 20GA 375 | 0.01 |
| | Square | 16 | | 0.630 | Plastic | I-3/4SQ 16GA 375 | 0.01 |
| | Square | 18 | | 0.660 | Plastic | I-3/4SQ 18GA 375 | 0.01 |
| 5/8" | Round | 16 | 375 | 0.510 | Plastic | I-5/8RD 16GA 375 | 0.01 |
| | Round | 18 | | 0.540 | Plastic | I-5/8RD 18GA 375 | 0.01 |
| | Square | 18 | | 0.540 | Plastic | I-5/8SQ 18GA 375 | 0.01 |
| 7/8" | Round | 20 | 375 | 0.820 | Plastic | I-7/8RD 20GA 375 | 0.01 |
| | Square | 16 | | 0.760 | Plastic | I-7/8SQ 16GA 375 | 0.02 |
| | Square | 20 | | 0.820 | Plastic | I-7/8SQ 20GA 375 | 0.02 |
| 1" | Round | 20 | 375 | 0.960 | Plastic | I-1RD 20GA 375 | 0.02 |
| | Square | 16 | | 0.900 | Plastic | I-1SQ 16GA 375 | 0.02 |
| | Square | 18 | | 0.935 | Plastic | I-1SQ 18GA 375 | 0.02 |

375L



PLASTIC 375L INSERTS

PART NUMBER

| Tubing O.D. | Tubing Type | Gauge | Stem | Cat Insert O.D. Nominal | Material | Part Number | Shipping Weight (LBS) (Each) |
|-------------|-------------|-------|------|-------------------------|----------|-------------------|------------------------------|
| 5/8" | Round | 16 | 375L | 0.520 | Plastic | I-5/8RD 16GA 375L | 0.01 |
| | Round | 18 | | 0.540 | Plastic | I-5/8RD 18GA 375L | 0.01 |
| 3/4" | Round | 16 | 375L | 0.630 | Plastic | I-3/4RD 16GA 375L | 0.01 |
| | Square | 16 | | 0.630 | Plastic | I-3/4SQ 16GA 375L | 0.01 |
| 7/8" | Round | 16 | 375L | 0.750 | Plastic | I-7/8RD 16GA 375L | 0.01 |
| 1" | Round | 16 | 375L | 0.910 | Plastic | I-1RD 16GA 375L | 0.02 |
| | Square | 16 | | 0.910 | Plastic | I-1SQ 16GA 375L | 0.03 |

DIE CAST



DIE CAST INSERTS

PART NUMBER

| Tubing O.D. | Tubing Type | Gauge | Stem | Cat Insert O.D. Nominal | Material | Part Number | Shipping Weight (LBS) (Each) |
|-------------|-------------|-------|-------------|-------------------------|----------|----------------------------|------------------------------|
| 1" | Round | 14 | 625S | 1.010 | Die Cast | I-1RD 14GA 625S | 0.02 |
| 1 1/4" | Square | 14 | 625S | 1.100 | Die Cast | I-1 1/4SQ 14GA 625S | 0.34 |
| 1 1/2" | Square | 16 | 625S | 1.400 | Die Cast | I-1 1/2SQ 16GA 625S | 0.63 |
| | Square | 16 | 437SX1 5/16 | 1.400 | Die Cast | I-1 1/2SQ 16GA 437SX1 5/16 | 0.56 |
| 1 5/8" | Round | 16 | 625S | 1.500 | Die Cast | I-1 5/8RD 16GA 625S | 0.36 |

INSERTS

casterdepot.com

437SX1 5/16



PLASTIC 437SX1 5/16 INSERTS

PART NUMBER

| Tubing O.D. | Tubing Type | Gauge | Stem | Cat Insert O.D. Nominal | Material | Part Number | Shipping Weight (LBS) (Each) |
|---------------|-------------|-------|-------------|-------------------------|----------|----------------------------|------------------------------|
| 11/16" | Round | 16 | 437SX1 5/16 | 0.675 | Plastic | I-11/16RD 16GA 437SX1 5/16 | 0.01 |
| 3/4" | Round | 16 | 437SX1 5/16 | 0.640 | Plastic | I-3/4RD 16GA 437SX1 5/16 | 0.01 |
| | Square | 16 | | | Plastic | I-3/4SQ 16GA 437SX1 5/16 | 0.01 |
| 7/8" | Round | 16 | 437SX1 5/16 | 0.760 | Plastic | I-7/8RD 16GA 437SX1 5/16 | 0.01 |
| | Square | 16 | | | Plastic | I-7/8SQ 16GA 437SX1 5/16 | 0.02 |
| 0.880 | Round | - | 437SX1 5/16 | - | Plastic | I-.880RD SPGA 437SX1 5/16 | 0.02 |
| 1" | Round | 14 | 437SX1 5/16 | 0.860 | Plastic | I-1RD 14GA 437SX1 5/16 | 0.02 |
| | Round | 16 | | 0.905 | Plastic | I-1RD 16GA 437SX1 5/16 | 0.02 |
| | Square | 16 | | 0.890 | Plastic | I-1SQ 16GA 437SX1 5/16 | 0.03 |
| | Square | 17 | | 0.910 | Nylon | I-1SQ 17GA 437SX1 5/16 | 0.05 |
| 1 1/4" | Round | 17 | 437SX1 5/16 | 1.175 | Plastic | I-1 1/4RD 17GA 437SX1 5/16 | 0.03 |
| | Square | 14 | | 1.115 | Plastic | I-1 1/4SQ 14GA 437SX1 5/16 | 0.03 |

STEEL



STEEL INSERTS

PART NUMBER

| Tubing O.D. | Tubing Type | Gauge | Stem | Cat Insert O.D. Nominal | Material | Part Number | Shipping Weight (LBS) (Each) |
|---------------|-------------|-------|-------------|-------------------------|----------|----------------------------|------------------------------|
| - | Round | - | 375 | 0.375 | Steel | I-375 STEEL WOOD | 0.01 |
| | Round | - | 437SX1 5/16 | 0.580 | Steel | I-437SX1 5/16RD ST FS | 0.14 |
| | Round | - | 437SX1 | 0.575 | Steel | I-1/2RD ST 437SX1 | 0.04 |
| 1" | Round | 16-18 | 3/8-16 | 0.958 | Steel | I-1RD STGA 3/8-16 | 0.06 |
| | Round | 16-18 | 437SX1 5/16 | 0.958 | Steel | I-1RD STGA 437SX1 5/16 | 0.04 |
| | Square | 16-18 | 437SX1 5/16 | 0.943 | Steel | I-1SQ STGA 437SX1 5/16 | 0.05 |
| 1 1/4" | Round | 16-18 | 437SX1 5/16 | 1.186 | Steel | I-1 1/4RD STGA 437SX1 5/16 | 0.06 |
| | Square | 16-18 | 437SX1 5/16 | 1.192 | Steel | I-1 1/4SQ STGA 437SX1 5/16 | 0.06 |
| 1 1/2" | Round | 16-18 | 437SX1 5/16 | 1.447 | Steel | I-1 1/2RD STGA 437SX1 5/16 | 0.07 |
| | Square | 16-18 | 437SX1 5/16 | 1.440 | Steel | I-1 1/2SQ STGA 437SX1 5/16 | 0.07 |
| 2" | Round | 16 | 437SX1 5/16 | 1.907 | Steel | I-2RD STGA 437SX1 5/16 | 0.10 |
| 2 1/2" | Round | 16 | 437SX1 5/16 | 2.405 | Steel | I-2 1/2RD STGA 437SX1 5/16 | 0.15 |

EXPANDABLE



EXPANDABLE INSERTS

PART NUMBER

| Tubing O.D. | Tubing Type | Gauge | Stem | Cat Insert O.D. | Material | Part Number | Shipping Weight (LBS) (Each) |
|---------------|-------------|-------|------------|-----------------|----------|---------------|------------------------------|
| 3/4" | Round | - | Expandable | .750-.813 | Rubber | I-3/4RD EXP | 0.27 |
| | Square | - | | .750-.813 | Rubber | I-3/4SQ EXP | 0.32 |
| 7/8" | Round | - | Expandable | .875-.938 | Rubber | I-7/8RD EXP | 0.26 |
| | Square | - | | .875-.938 | Rubber | I-7/8SQ EXP | 0.27 |
| 1" | Round | - | Expandable | 1.062-1.125 | Rubber | I-1RD EXP | 0.41 |
| | Square | - | | 1.062-1.125 | Rubber | I-1SQ EXP | 0.43 |
| 1 1/8" | Round | - | Expandable | 1.125-1.188 | Rubber | I-1 1/8RD EXP | 0.43 |
| | Square | - | | 1.125-1.188 | Rubber | I-1 1/8SQ EXP | 0.46 |
| 1 3/8" | Round | - | Expandable | 1.375-1.438 | Rubber | I-1 3/8RD EXP | 0.54 |
| | Square | - | | 1.375-1.438 | Rubber | I-1 3/8SQ EXP | 0.54 |
| 1 1/2" | Round | - | Expandable | 1.500-1.563 | Rubber | I-1 1/2RD EXP | 0.54 |
| | Square | - | | 1.500-1.563 | Rubber | I-1 1/2SQ EXP | 0.56 |

Custom sizes available. Please contact our customer service department.



FLOOR TRUCK LOCK

SERIES

casterdepot.com



FEATURES

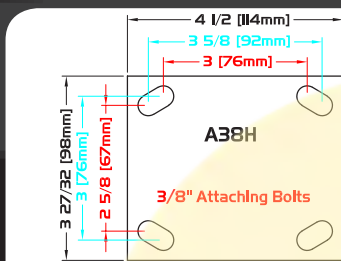
FINISH: Corrosion resistant bright zinc finish
LOCKFOOT: Bottom of lock is rubber padded to prevent damage to floors and maximize grip
PLATE: Same top plate and bolt hole spacing as our 1900, 6400, Maxx™, EMaxx™, 7000, 7900 and Tornado series

SPECIAL: Algood's Floor Truck Lock (FTL) secures platform truck loading and unloading. All you have to do is step down on the lock to engage and step down again to disengage. May be bolted or welded to platform truck.

EXCELLENT FOR:

- Platform truck
- Alternative to brake

PLATE DIAGRAMS



STANDARD PLATE: A38H

Plate Thickness: 1/4"

MEASURED HEIGHT

PART NUMBER

| Size | Overall Height (Locked) | Overall Height (Unlocked) | Part Number | Shipping Weight (lbs) |
|------|-------------------------|---------------------------|-------------|-----------------------|
| 4" | 6" | 4 5/8" | FTL-4 | 3.25 |
| 5" | 6 7/8" | 5 5/8" | FTL-5 | 3.40 |
| 6" | 7 7/8" | 6 1/2" | FTL-6 | 3.50 |
| 8" | 9 7/8" | 8 1/2" | FTL-8 | 3.75 |



QUICK CHANGE PLATE

SERIES



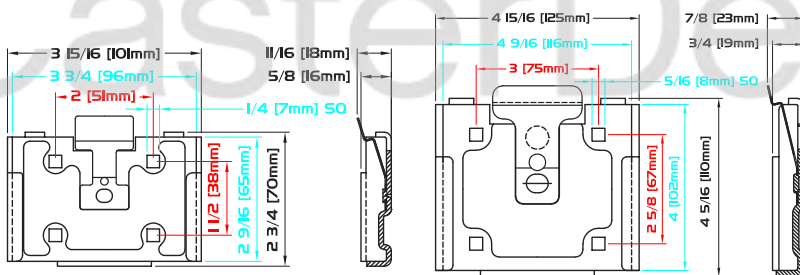
FEATURES

FINISH: Corrosion resistant bright zinc finish
NOTE: Quick Change Plates (QCP) are designed for abusive caster applications without having to remove nuts and bolts. The QCP can lower your labour costs and eliminate having to tighten nuts and bolts.

The QCP is designed to be welded or bolted to your unit and have the caster easily slide into the QCP and lock into place. The QCP is used so the caster can be removed during transport and re-installed when ready. Minimal downtime.

EXCELLENT FOR:

- Time sensitive applications
- Abusive applications
- Waste industry
- Minimal downtime



PART NUMBER

| Plate | Part Number | Shipping Weight (lbs) |
|-------|---------------|-----------------------|
| | A25D QCP-A25D | 0.63 |
| | A38H QCP-A38H | 1.25 |



CONVERTIBLE ALUMINUM HAND TRUCK SERIES

1,000 LBS



FEATURES

FINISH: Corrosion resistant bright aluminum finish
TOE: Plate
WHEEL: 2 - 5"X 1 1/4" ProTech™ wheels with ball bearings;
 2 - 10"X3 1/2" Pneumatic wheels with ball bearing in the rear
SPECIAL: Anti Slip curved handles

DESCRIPTION: Light weight aluminum frame balanced to assure easier wheeling. Quick kick release converts in seconds from a two wheel hand truck to a four wheel platform truck.

EXCELLENT FOR:




- Moving
- Couriers
- Factory use
- Heavy material handling

SPECIAL:

Replacement parts available

SPECIFICATIONS

PART NUMBER

| Hand Truck Height | Capacity Lbs. (Hand) | Platform Truck Height | Platform Truck (Length) | Capacity Lbs. (Platform) | Wheel Type | Part Number | Shipping Weight (lbs) |
|--|----------------------|--|-------------------------|--------------------------|---|--------------|-----------------------|
|  | |  | | |  | | |
| 51" | 500 | 40" | 38" | 1,000 | ProTech™ / Pneumatic | HTA-57X40X38 | 42.00 |



CasterDepot®



LL LEVELING CASTERS

SERIES

880LBS
casterdepot.com



FEATURES

KINGPIN: 5/16" (for SLL0050); 3/8" (for SLL0300); 15/32" (for SLL0600 & SLL1000)
RACEWAY: 5/32" (for SLL0050); 7/32" (for SLL0300); 1/4" (for SLL1000)
BUSHING: Nylon bearing

AXLE&NUT: 5/16" axle & nut (for SLL0050); 3/8" (for SLL0300); 15/32" (for SLL0600 & SLL1000)
FINISH: Powder coated Ivory, (available in Black upon request)
HARDENED: Washers
LEG SPACING: 7/8" (for SLL0050); 15/16" (for SLL0300); 1 9/32" (for SLL0600); 1 7/16" (for SLL1000)



NYLON

EXCELLENT FOR:

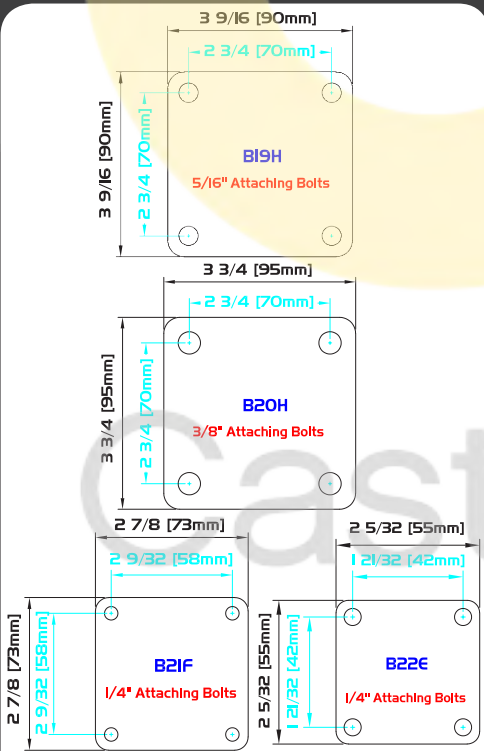
- Testing & packing machines
- Weaving machinery
- Numbering machines
- Printing presses
- Computer equipment

SPECIAL:

This die-cast aluminum caster allows for moving heavy equipment. Once the equipment is in place, there is an adjustment knob in the back that is turned which brings down the foot or pad, lifting the wheel off the ground to prevent rolling. The foot is raised until the unit is level.

| WHEEL | | CASTER | | | | | PART NUMBER | | | |
|----------|-------------|---------------|--------------|---------------|----------------|------------------------|-------------|-----------------------|---------------------|--|
| Diameter | Tread Width | Capacity Lbs. | Bearing Type | Swivel Radius | Overall Height | Maximum Overall Height | Wheel Type | Swivel | Caster Weight (lbs) | |
| 1 21/32" | 1 1/16" | 110 | Plain | 2 1/16" | 2 13/16" | 3 3/16" | Nylon | SLL0050-B22E-NY | 0.84 | |
| | | 110 | Plain | 2 1/16" | 2 13/16" | 3 3/16" | Nylon | SLL0050-M8-1.25DT-NY | 0.84 | |
| | | 110 | Plain | 2 1/16" | 2 13/16" | 3 3/16" | Nylon | SLL0050-M12-1.75DT-NY | 0.84 | |
| 2" | 7/8" | 330 | Plain | 2 7/16" | 3 1/4" | 3 5/8" | Nylon | SLL0300-B21F-NY | 1.68 | |
| | | 330 | Plain | 2 7/16" | 3 1/4" | 3 5/8" | Nylon | SLL0300-M12-1.75DT-NY | 1.37 | |
| | | 330 | Plain | 2 7/16" | 3 1/4" | 3 5/8" | Nylon | SLL0300-M16-2DT-NY | 1.37 | |
| 2 7/16" | 1 1/8" | 660 | Plain | 3 1/16" | 4" | 4 5/8" | Nylon | SLL0600-B19H-NY | 3.04 | |
| | | 660 | Plain | 3 1/16" | 4" | 4 5/8" | Nylon | SLL0600-M12-1.75DT-NY | 2.47 | |
| | | 660 | Plain | 3 1/16" | 4" | 4 5/8" | Nylon | SLL0600-M16-2DT-NY | 2.47 | |
| 2 13/16" | 1 7/32" | 880 | Plain | 3 1/2" | 4 3/4" | 5 7/16" | Nylon | SLL1000-B20H-NY | 4.01 | |
| | | 880 | Plain | 3 1/2" | 4 3/4" | 5 7/16" | Nylon | SLL1000-M16-2DT-NY | 3.44 | |

PLATE DIAGRAMS



HOLES

TAPPED HOLES

| *** | DIAMETER | MIN. DEPTH | PITCH |
|------------|----------|------------|-------|
| M8-1.25DT | M8 | 5/16" | 1.25 |
| M12-1.75DT | M12 | 13/16" | 1.75 |
| M16-2DT | M16 | 9/16" | 2 |





BALL TRANSFERS

SERIES

250LBS
casterdepot.com



FEATURES

BALL MATERIAL:
HOUSING MATERIAL:
DESCRIPTION:

Carbon Steel
 Carbon Steel
 Omni-directional swivelling action allows for ease of movement in a variety of applications.

SPECIAL: Available in Nylon and Stainless Steel upon request.

BTSM-.625



BTM-.625

SPECIFICATIONS

PART NUMBER


| Ball Diameter | Capacity Lbs. | Overall Height | Bolt Hole Spacing | Mounting Hole Size | Mounting Stud Length | Mounting Stud Size | Mounting Type | Ball Type | Part Number | Shipping Weight (Lbs.) |
|---------------|---------------|----------------|-------------------|--------------------|----------------------|--------------------|---------------|-----------|-------------|------------------------|
| 5/8" | 125 | 13/16" | - | - | 1/2" | 1/4"- 20 | Stud Flange | Steel | BTSM-.625 | 0.17 |
| | 125 | 3/8" | - | 1" dia. | - | - | | Steel | BTM-.625 | 0.14 |
| 1" | 75 | 1 3/16" | 2 3/16" | 7/32" | - | - | Flange Stud | Steel | BT-1.0 | 0.30 |
| | 75 | 1 3/8" | - | - | 1 1/16" | 5/16"- 18 | | Steel | BTS-1.0 | 0.40 |
| 1 1/2" | 250 | 1 13/16" | 2 7/16" X 2 7/16" | 9/32" | - | - | Flange | Steel | BT-1.5 | 1.25 |



BT-1.0



BTS-1.0

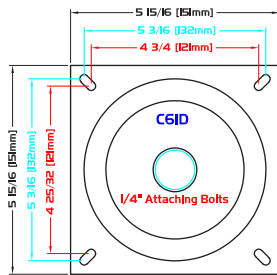


BT-1.5

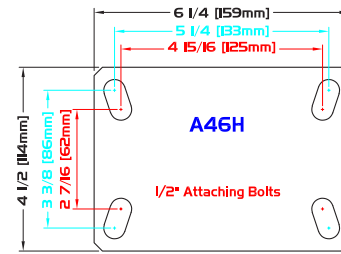

CasterDepot®

SWIVEL PLATES

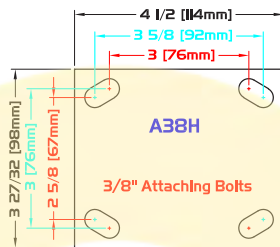
SWIVEL PLATE-6X6



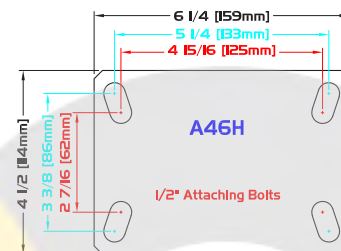

SWIVEL PLATE-6800-A46H



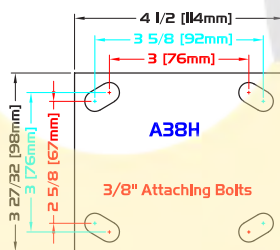

SWIVEL PLATE-7000-A38H



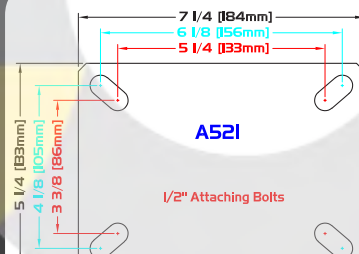

SWIVEL PLATE-TW-A46H



SWIVEL PLATE-TOR-A38H



SWIVEL PLATE-TY-A52I



SPECIFICATIONS

PART NUMBER

| Plate | Capacity Lbs. | Overall Height | Series | Part Number | Shipping Weight (Lbs.) |
|-------------|----------------|--------------------|-----------------|---|------------------------|
| C61D | 300 | 15/16" | - | SWIVEL PLATE-6X6 | 2.40 |
| A38H | 900 1,200 | 1 3/32" 1 7/16" | 7000 Tornado | SWIVEL PLATE-7000-A38H SWIVEL PLATE-TOR-A38H | 3.25 3.75 |
| A46H | 1,400 1,800 | 1 1/8" 1 7/16" | 6800 Twister | SWIVEL PLATE-6800-A46H SWIVEL PLATE-TW-A46H | 5.25 5.25 |
| A52I | 3,200 | 1 5/8" | Typhoon | SWIVEL PLATE-TY-A52I | 9.25 |



SPECIALTY CASTER SHEET

- Swivel Rigid
 Special Custom

| | | | | | | |
|--|--|---|-------------------------------|---|--|--|
|  CAPACITY | | CUSTOMER INFORMATION COMPANY: _____ ADDRESS: _____ CITY: _____ PROVINCE/STATE: _____ COUNTRY: _____ POSTAL/ZIP CODE: _____ | | CONTACT: _____ E-MAIL: _____ PHONE #: + () - _____ + () - _____ + () - _____ FAX #: + () - _____ + () - _____ | | |
| |  OVERALL HEIGHT | | ALGOOD CSR: _____ DATE: _____ | | | |
| |  SWIVEL RADIUS | | | | | |
|  WHEEL DIAMETER | | FINISHES | | | | |
|  TREAD WIDTH | | FASTENINGS  | | | | |
|  HUB LENGTH | | AXLES  | | AXLE DIA: <input type="checkbox"/> REG <input type="checkbox"/> ZERK <input type="checkbox"/> SINGLE CASTER <input type="checkbox"/> DUAL CASTER | | |
|  WHEEL TYPE | | REVISION# | | | | |
|  BEARING/BUSHING TYPE | | ALGOOD PART NUMBER: | | | | |
|  LEG SPACING | | QUANTITY: _____ PCS. PRICE: \$ _____ | | | | |
| BRAKES & LOCKS  | <input type="checkbox"/> SLB <input type="checkbox"/> TLB1 <input type="checkbox"/> DLB <input type="checkbox"/> UWB <input type="checkbox"/> iLK <input type="checkbox"/> iLKW <input type="checkbox"/> iLKS <input type="checkbox"/> iLK4 <input type="checkbox"/> TLB <input type="checkbox"/> PWB <input type="checkbox"/> PSL <input type="checkbox"/> TSB | OPTIONS/NOTES: • • • • | | | | |
| | | • • | | | | |



LIABILITY & WARRANTY

LIMITED LIABILITY

WARRANTY POLICY

Every product manufactured by Algood Casters Limited ("Algood") is warranted against defects in material and workmanship for a period of **THREE YEARS** from the date of delivery. Algood does not warranty nor shall Algood be liable for product that is not purchased from Algood or assembled 100% by Algood. This limited warranty also does not cover claims resulting from abuse, misuse, improper installation, mishandling or improper maintenance of the product, or any alterations or modifications of the product which have not been pre-authorized by Algood. In addition, this limited warranty does not cover corrosion or rust due to environmental conditions.

All products that are being returned due to defect in material or workmanship must first obtain an **RMA** (Return Merchandise Authorization) number from Algood. Returned products must be sent at buyer's sole expense. C.O.D. returns will not be accepted.

Any product that is found to be defective because of material or workmanship within the warranty period will be replaced or repaired free of charge, excluding freight and installation costs. Algood shall have sole and absolute discretion to replace or repair the product. This remedy is the sole remedy in contract, tort, or otherwise, and in no circumstances shall Algood be responsible for any special, incidental or consequential damages. This warranty is exclusive and is in lieu of any other warranty, written or oral, including but not limited to any express warranty of merchantability or fitness for a particular purpose.

PRODUCT DELAY

Under no circumstances shall Algood be liable for any indirect or consequential damages whatsoever to any party including, but not limited to, damages or liability for loss of use, revenue or profit or for any other incidental, special or consequential damage.

USE OF PRODUCT

All casters and wheels sold by Algood are for the sole purpose of conveying goods of the type, size and weight specified for that product in its catalogue. Algood products are **NOT** designed for the conveyance of people.

CHANGE OF SPECIFICATIONS AND PRICING

Algood reserves the right to change specifications and pricing and to discontinue product at any time without notice.

LEGAL

All contracts shall be governed by the laws of the Province of Ontario and all disputes will be settled solely pursuant to the laws of the Province of Ontario.

RETURNS

Product can be returned for credit or exchange only within seven (7) days of delivery and not thereafter. Returned product is subject to a fifteen percent (15%) re-stocking charge based on the net value of the invoice. All returns require an **RMA** number or the return will not be accepted. Returned products must be sent at buyer's sole expense. C.O.D. returns will not be accepted.

TRADE MARKS & PATENTS

The buyer acknowledges Algood's exclusive right, title, and interest in and to any trade marks, patents, trade names, illustrations, drawings, pictures, databases, and programs. The buyer will not, at any time, do or cause to be done, any act or thing directly or indirectly contesting or tending to impair Algood's use of and Algood's right, title and interest in and to any trade marks, patents, trade names, illustrations, drawings, pictures, databases, and programs.

CUSTOMER RESPONSIBILITIES

If caster stem is to be screwed into customer's unit, the customer must add a washer to the stem that will cover the incomplete threads. The stem shoulder must fit tightly against the unit. Is it the customer's responsibility to mount the caster in a workmanlike manner so there will be no risk to operator safety. It is the customer's responsibility to determine the fitness of the caster for its application. Substitution of Algood's yoke or wheel invalidates all liability and warranty.

SHIPPING TERMS

Freight terms for all items in this price list are F.O.B. our factory, Brampton, Ontario, Canada.

PAYMENT TERMS

2% less 10 days/Net 30

TAXES

All applicable taxes are extra. Minimum Billing

No order will be entered for an amount of less than \$100.00 net value. Algood reserves the right to accumulate billing.

RETURNED GOODS

- 1) All returns are subject to a 15% restocking charge.
- 2) Customers are responsible for freight costs for returned merchandise.
- 3) Contact Customer Service and request an **RMA** number **BEFORE** you return the product. Only goods returned with authorization will be accepted.
- 4) Provide Customer Service with your Name, Invoice Number, Part Number and Product Description. All returned items must include a description of the problem. All products returned must be in the same condition as shipped from our factory.
- 5) Enclose a copy of the invoice with the returned goods.
- 6) Items made on a custom or special basis may **NOT** be returned. Consult your Technical Sales Representative or Customer Service **BEFORE** purchasing.
- 7) Failure to follow these return instructions may result in the return of the products to you at your expense.

SAMPLES

For samples with a value of \$20.00 or less:

- a) Samples will be no charge.
- b) Freight charge will be collect.

For samples with a value greater than \$20.00:

- a) Samples will be charged at quoted price.
- b) Freight will be collect.
- c) A credit will be issued upon returned sample(s).
- d) Returned samples are subject to Algood's Returned Goods Policy, though the 15% Restocking Charge will be waived.

LIGHTNING SERVICE

Algood's Lightning Service gets you rolling fast. All the items contained in this catalogue are in stock at our factory. Your order, in most cases will be shipped same day next day latest. Why wait for others when you can get rolling with Algood.



1. Hand assembled prototype

2. White powder coat casters

3. Customized dual Twister sample with tack welding

4. Customized spring loaded casters


5. Thousands of 1000 series casters

6. Prototype stainless steel caster

7. BMF - 65,000lb. spring loaded caster in production

casterdepot.com

Caster Depot®



The Wheel—Humanity's Greatest Invention.

It was revolution – both literally and figuratively. As early man rolled forward, he could only look upward and imagine what the future would bring. This was innovation in action. It was proof that the path to progress can only be cleared through man's tenacity and his mastery of materials. Today we call it craftsmanship. While many millennia have passed, the spirit of innovation and the accomplishment of people who are totally dedicated to a pursuit still exists. It's at Algood. ***The Next Generation of CasterSmiths™.***



CasterDepot®



ISO 9001:2008

casterdepot.com